



SCOTTISH  
FIRE AND RESCUE SERVICE  
Working together for a safer Scotland

## Midlothian

### Midlothian Safer Communities Board

## 2024-25 Q3 & Q4 Scrutiny Report



SCOTTISH  
FIRE AND RESCUE SERVICE  
Working together for a safer Scotland

**Working together  
for a safer Scotland**

Midlothian

Midlothian Safer Communities Board

Multiple selections

# Midlothian

## Midlothian Safer Communities Board

### 2024-25 Q3 & Q4

### Scrutiny Report

#### Contents













1	Summary	Page 3
2	Trends	Page 4
3	Accidental Dwelling Fires (ADFs)	Page 5
4	Accidental Dwelling Fire Casualties	Page 6
5	Special Service Casualties	Page 7
6	Deliberate Fires	Page 8
7	Non-Domestic Fires	Page 9
8	Unwanted Fire Alarm Signals (UFAS)	Page 10
9	Road Traffic Collisions (RTCs)	Page 11
10	Home Fire Safety Visits (HFSVs)	Page 12
11	Fire Safety Enforcement	Page 12
12	Community Safety & Engagement	Page 13
13	Glossary of Terms	Page 14

#### About the statistics within this report

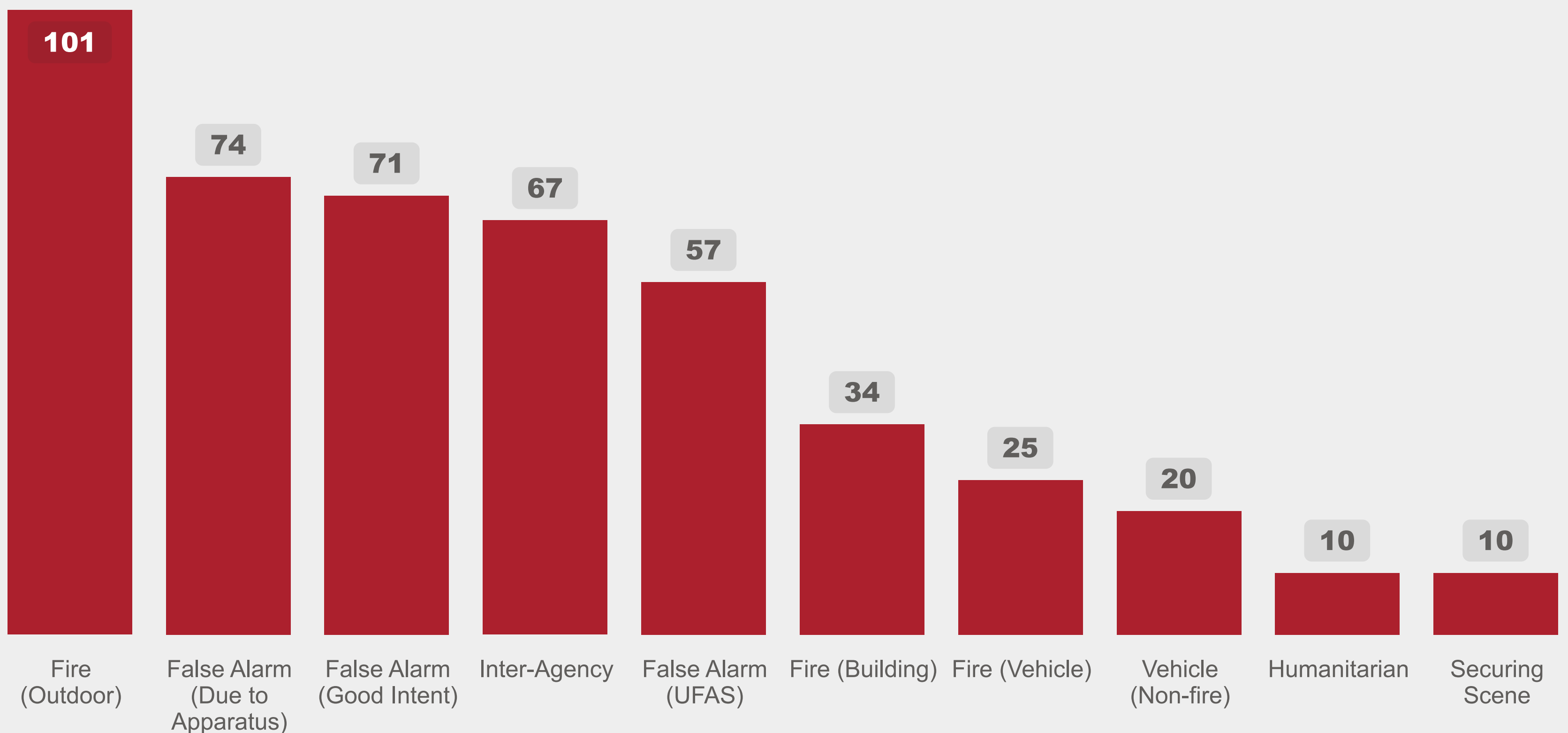
The activity totals and other statistics quoted within this report are published in the interests of transparency and openness. They are provisional in nature and subject to change as a result of ongoing quality assurance and review. Because all statistics quoted are provisional there may be a difference in the period totals quoted in our reports after local publication which result from revisions or additions to the data in our systems. The Scottish Government publishes official statistics each year which allow for comparisons to be made over longer periods of time.

# 1. Summary

2024-25 Q3 & Q4

 <p><b>488</b> Total Incidents (Incl. Incompletes)</p>	 <p><b>160</b> Fires</p>	 <p><b>119</b> Non-Fire Incidents</p>	 <p><b>206</b> False Alarms</p>	 <p><b>57</b> UFAS</p>
 <p><b>16</b> People Rescued by Firefighters</p>	 <p><b>3</b> People Receiving First Aid or Hospital Treatment (Fires)</p>	 <p><b>0</b> Fire Fatalities</p>	 <p><b>18</b> People Receiving First Aid or Hospital Treatment (Non-Fire)</p>	 <p><b>3</b> Non-Fire Fatalities</p>
 <p><b>142</b> Home Fire Safety Visits</p>	 <p><b>70</b> Fire Safety Audits</p>			

## Top 10 Incident Types

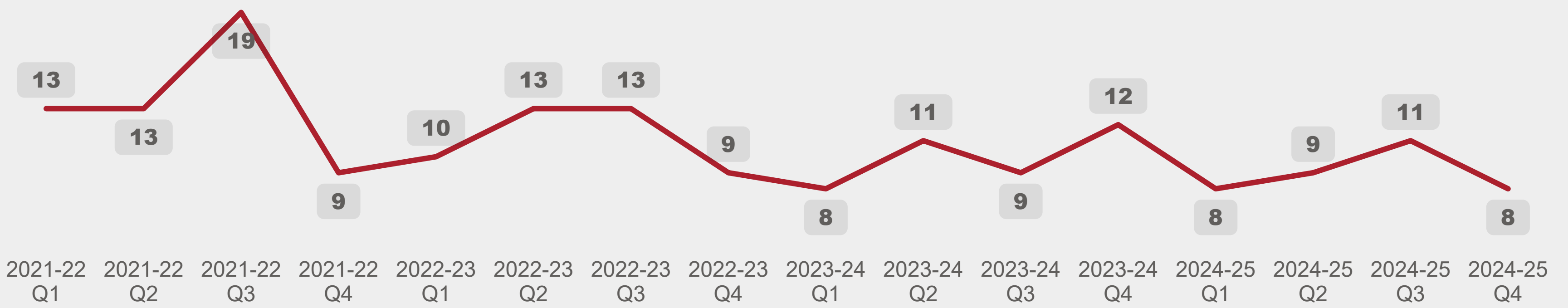


As can be seen within page 3 of the report, the data highlights that over the 2 quarters, SFRS attended 488 incidents within the Midlothian boundary area, this can be broken down as 160 fires, 206 false alarms & 119 non-fire incidents, as the bar chart above indicates, the most common incident type is outdoor fires, this can be broken down further into quarters, with 50 occurrences in Q3 (46 deliberate) and 51 in Q4 (34 deliberate). We continue to utilise data mapping to identify areas and times that these incidents commonly occur, and our community action team continue to work alongside operational crews and partner agencies to attempt to mitigate these instances of deliberate fire setting. We also continue to attend a large proportion of false alarms, 57 of which are unwanted, and our Fire Safety enforcement teams continue to liaise with Duty Holders to inform and educate them through Fire Safety audits of relevant Premises.

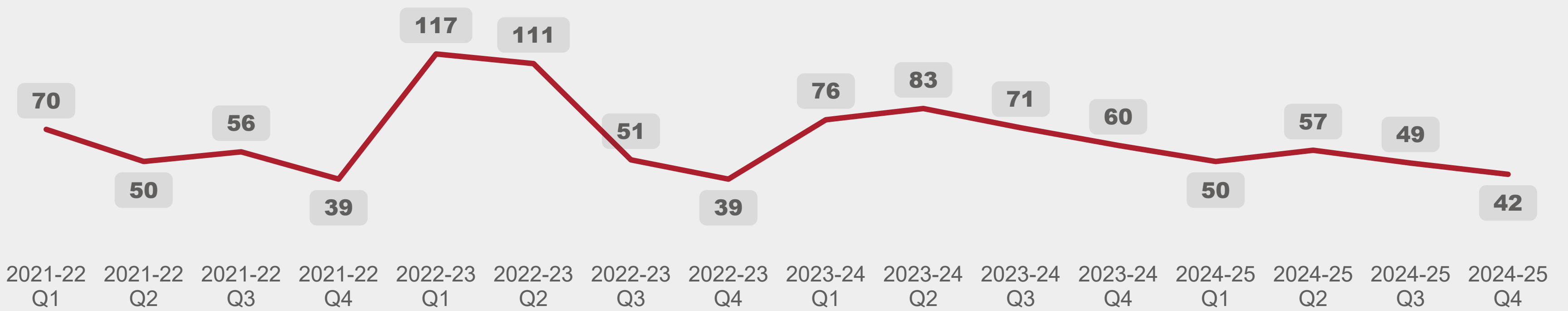
## 2. Trends

Previous 16 quarters (4 years)

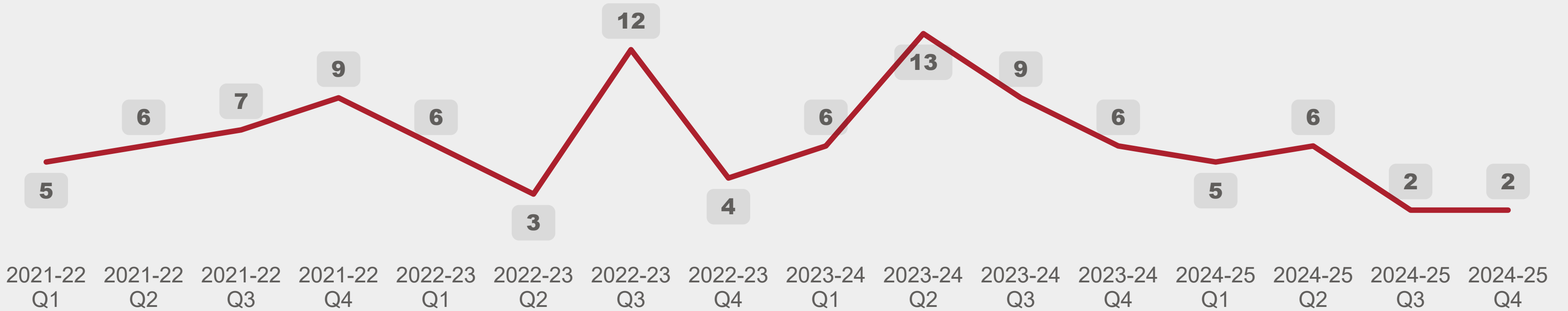
### Accidental Dwelling Fires



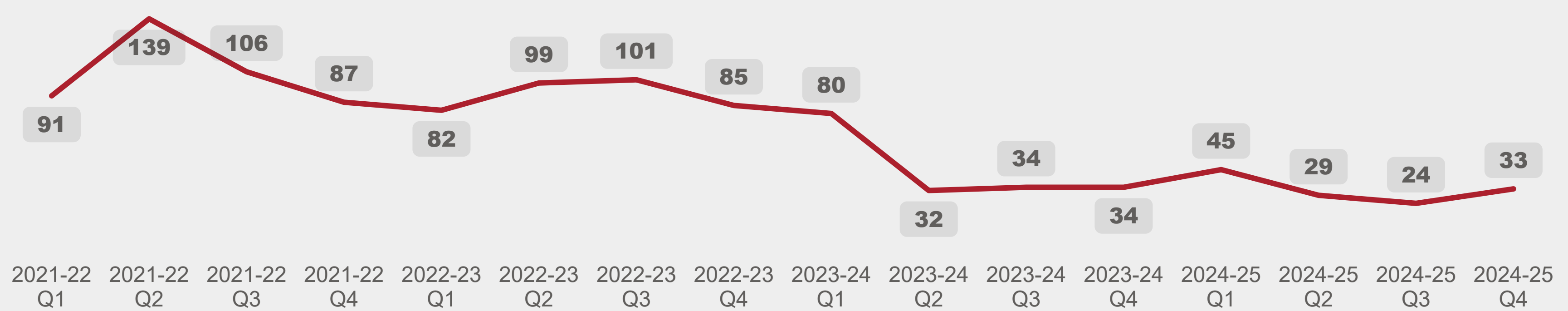
### Deliberate Fires



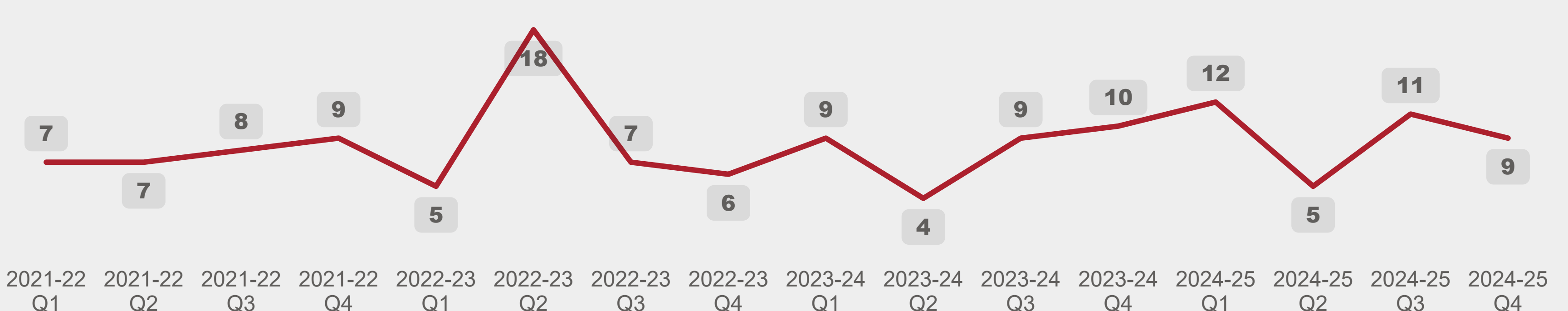
### Non-Domestic Fires



### Unwanted Fire Alarm Signals



### Road Traffic Collisions

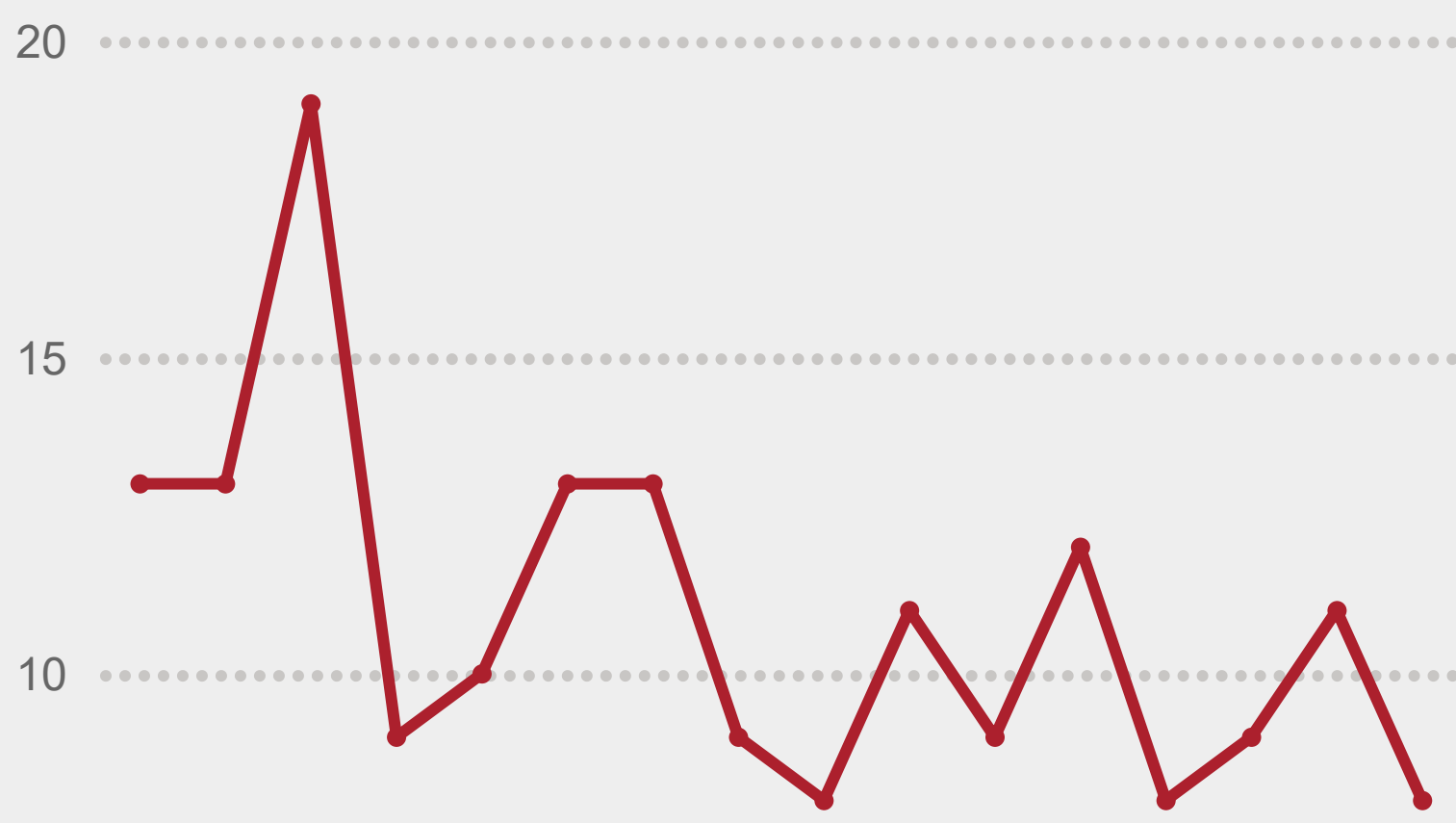




### 3. Accidental Dwelling Fires

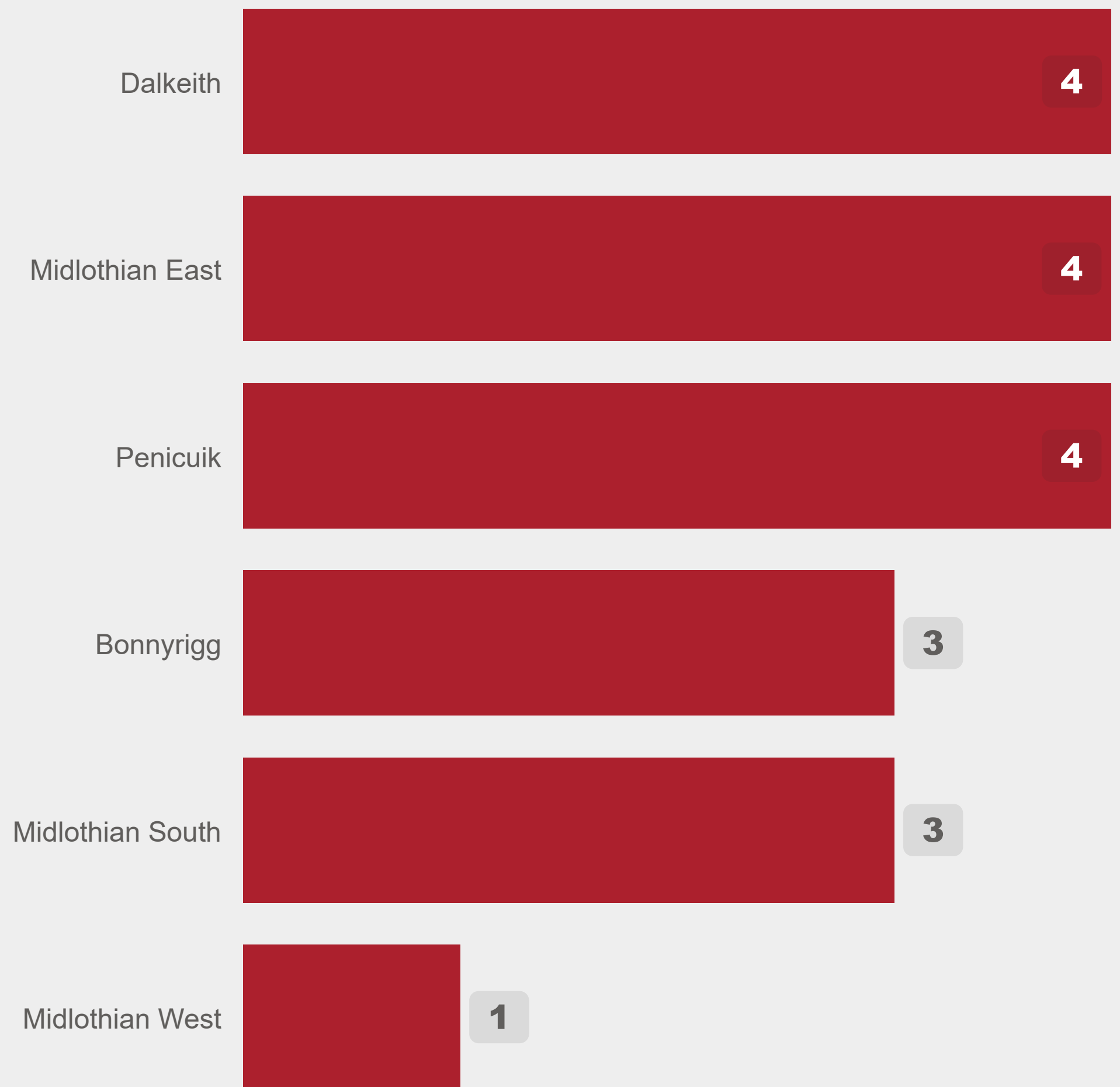
2024-25 Q3 & Q4

#### Trend by Quarter (4 years)



Extent of Damage	Incidents
Limited to item 1st ignited	9
Not applicable	6
Limited to floor of origin (not whole building)	2
Limited to room of origin	2

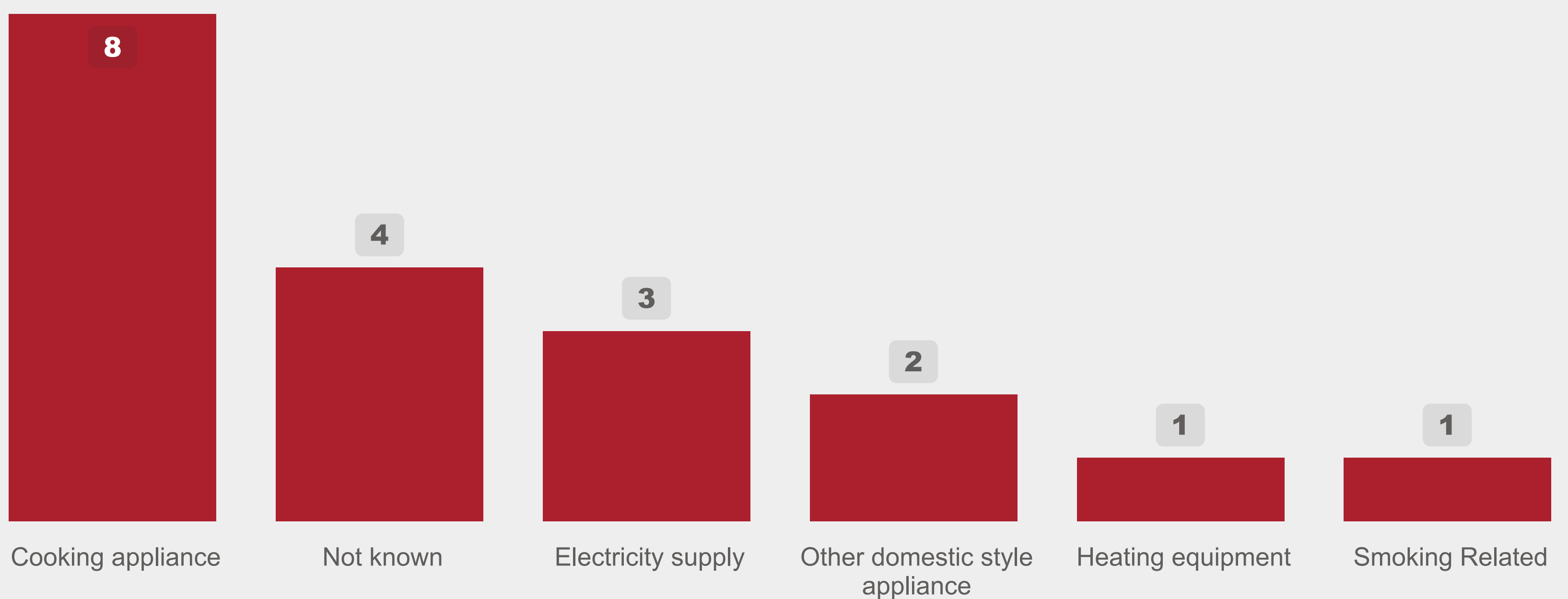
#### Incidents by Ward



19

### Accidental Dwelling Fires in this period

#### Source of Ignition (Top 10)

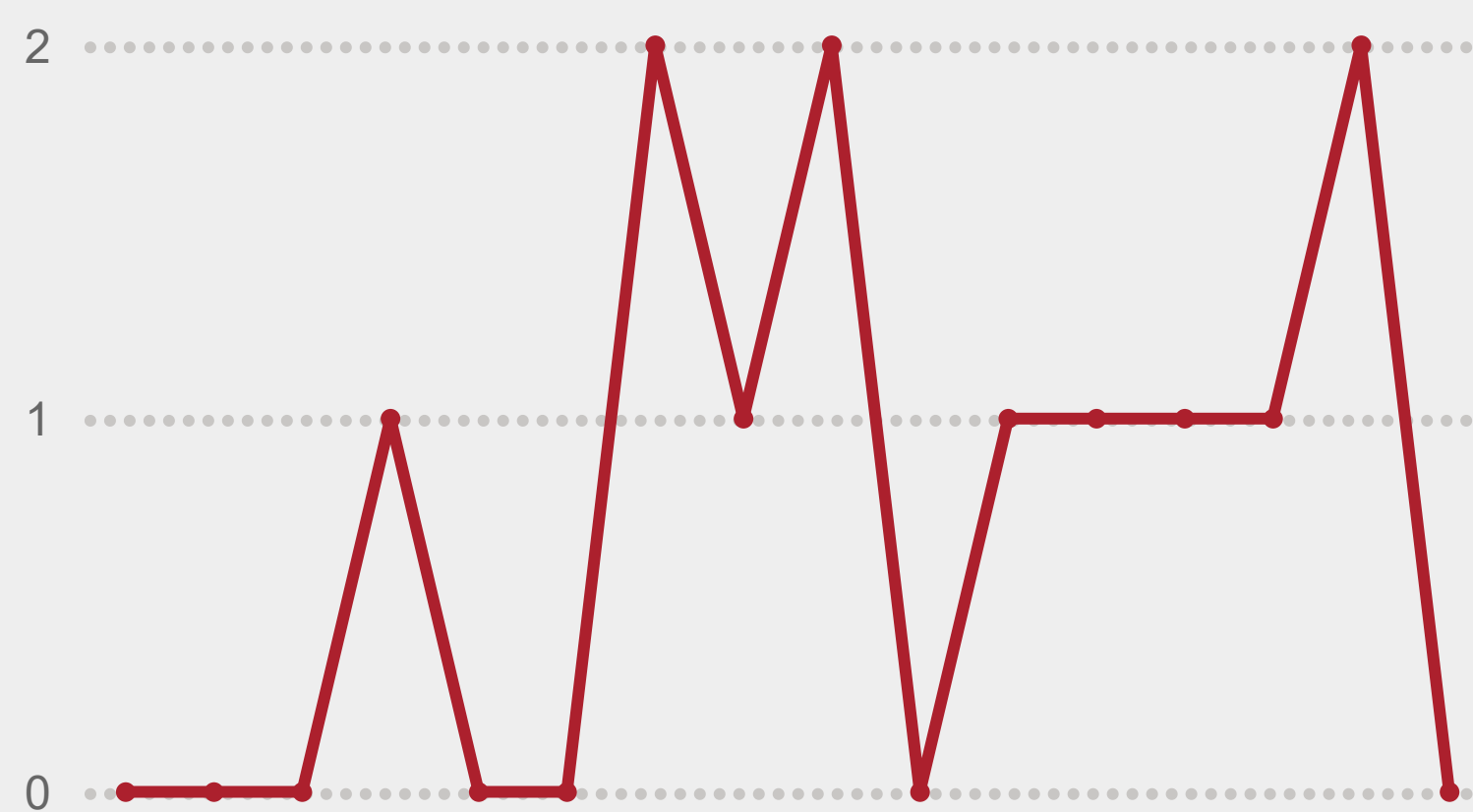


As indicated within section 2 of the report, there are no discernible trends within the area, however Q4 has seen a small decrease in accidental dwelling fires from Q3, while we have also seen a small reduction in overall deliberate fires. Our incidents in non domestic premises are also at a 4 year low. UFAS incidents have seen a small rise, however this is still considerably lower than our incidents attended prior to the implementation of the new UFAS procedure as can be seen within the chart pre Q2 23/24. SFRS attendance at RTC's has also seen a rise from Q2, as the data suggests over a 4 year period, Quarters 3 & 4 tend to see an increase in RTC's due to weather and road conditions.

# 4. Accidental Dwelling Fire Casualties

2024-25 Q3 & Q4

## Trend by Quarter (4 years)



## Casualties by Ward



Nature of Injury/Cause of Death	Casualties
Burns - slight	1
Overcome by gas, smoke or toxic fumes; asphyxiation	1



## Extent of Harm (Non-Fatal)



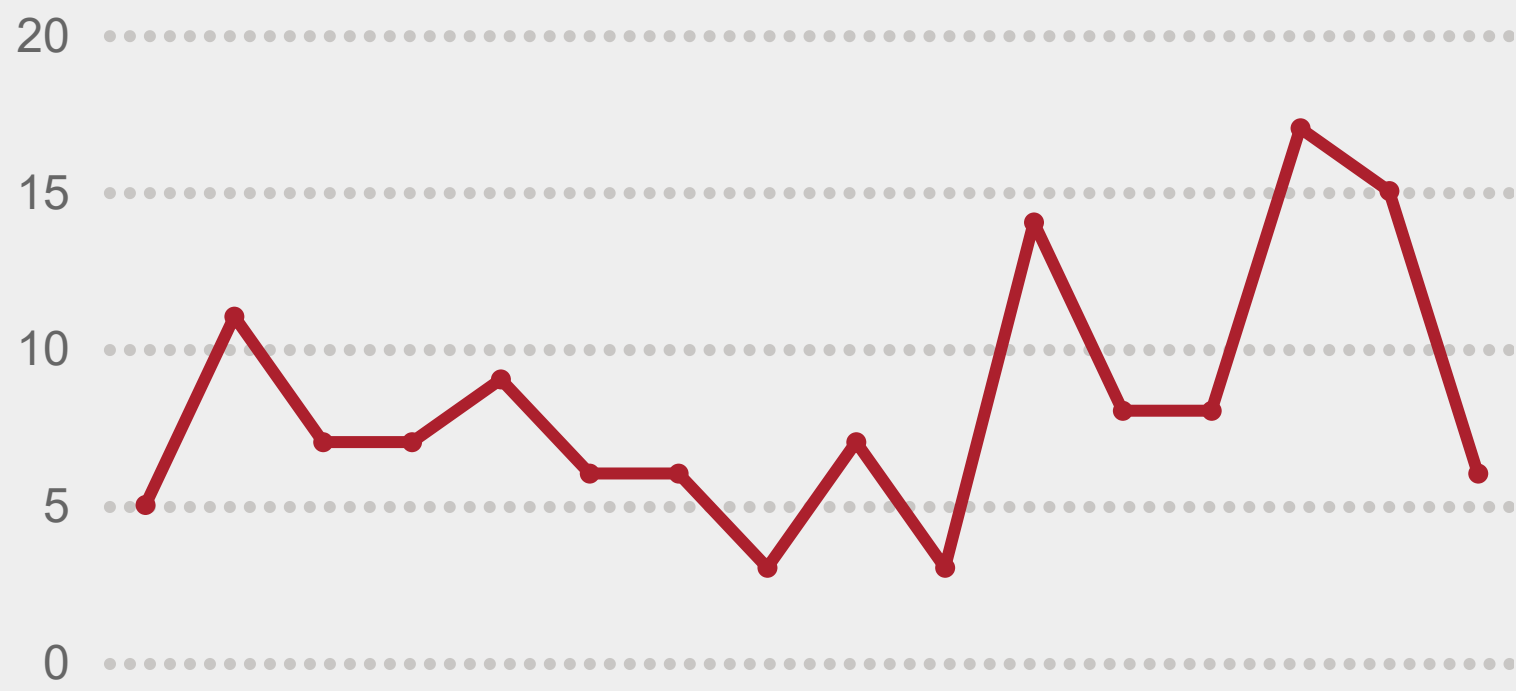
Over Quarters 3 & 4, SFRS attended 19 dwelling fires, 11 in Q3 & 8 in Q4, while on 9 occasions this was contained to the first item ignited, on 6 occasion this has resulted in property loss to the householders.

Again, as highlighted within the bar chart, the most common cause of Accidental dwelling fires is cooking appliances and we continue to inform and educate the community on fire safety matters around this through our post domestic Incident response and HFSV programme.

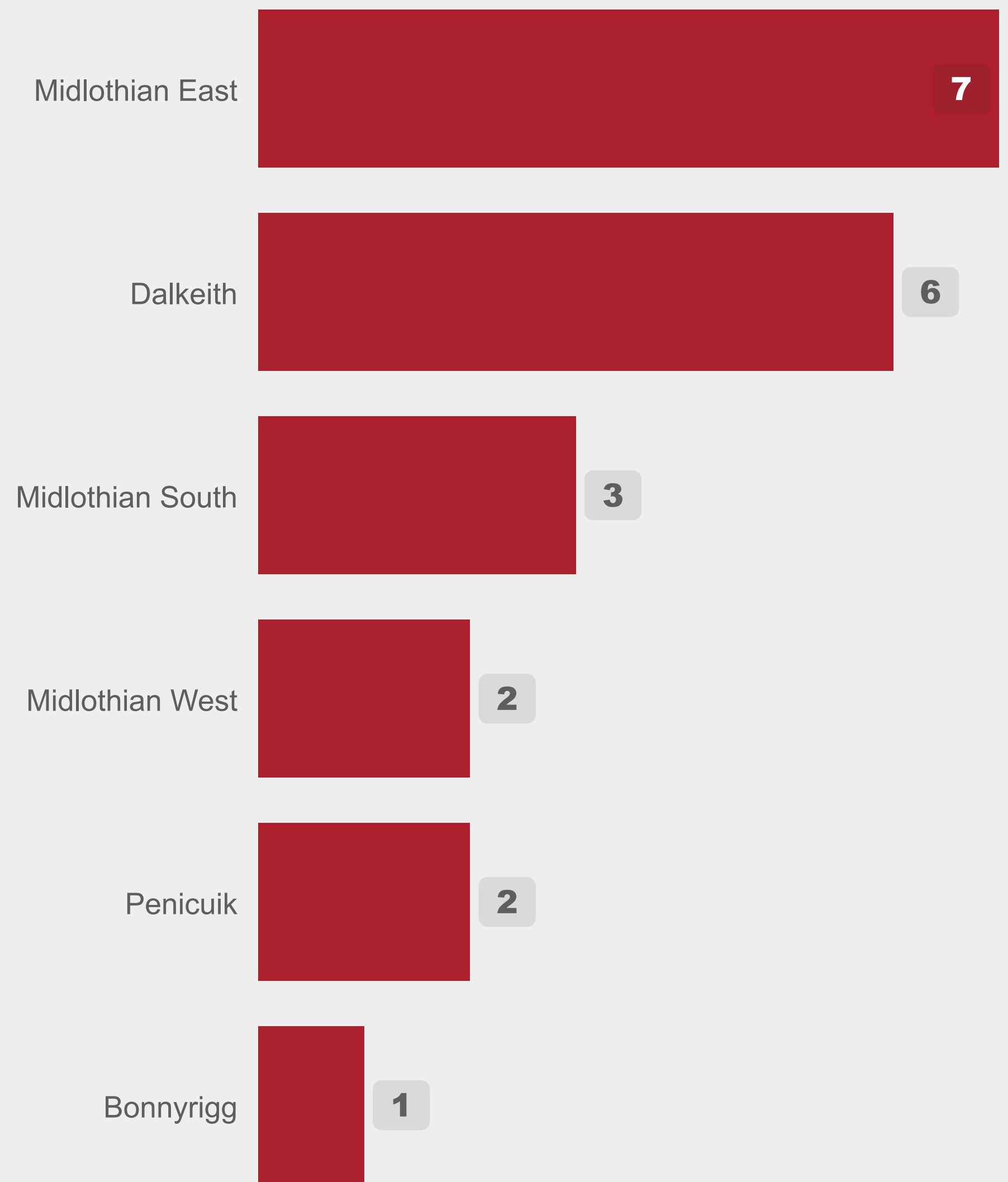
# 5. Non-Fire Casualties

2024-25 Q3 & Q4

## Trend by Quarter (4 years)



## Casualties by Ward



Nature of Injury/Cause of Death	Casualties
Other	5
Chest pain / Heart condition / Cardiac arrest	3
Back / Neck injury (spinal)	2
Fracture	2
Not known	2
Other medical condition	2
Other physical injury	2
Chest / Abdominal injury	1
Cuts/Lacerations	1
Head injury	1

# 18

**Non-Fatal Casualties**

# 3

**Fatal Casualties**

# 15

**People Rescued by Firefighters**

## Extent of Harm (Non-Fatal)



1

**First Aid Given at Scene**



8

**Hospital Slight Injuries**



9

**Hospital Serious Injuries**

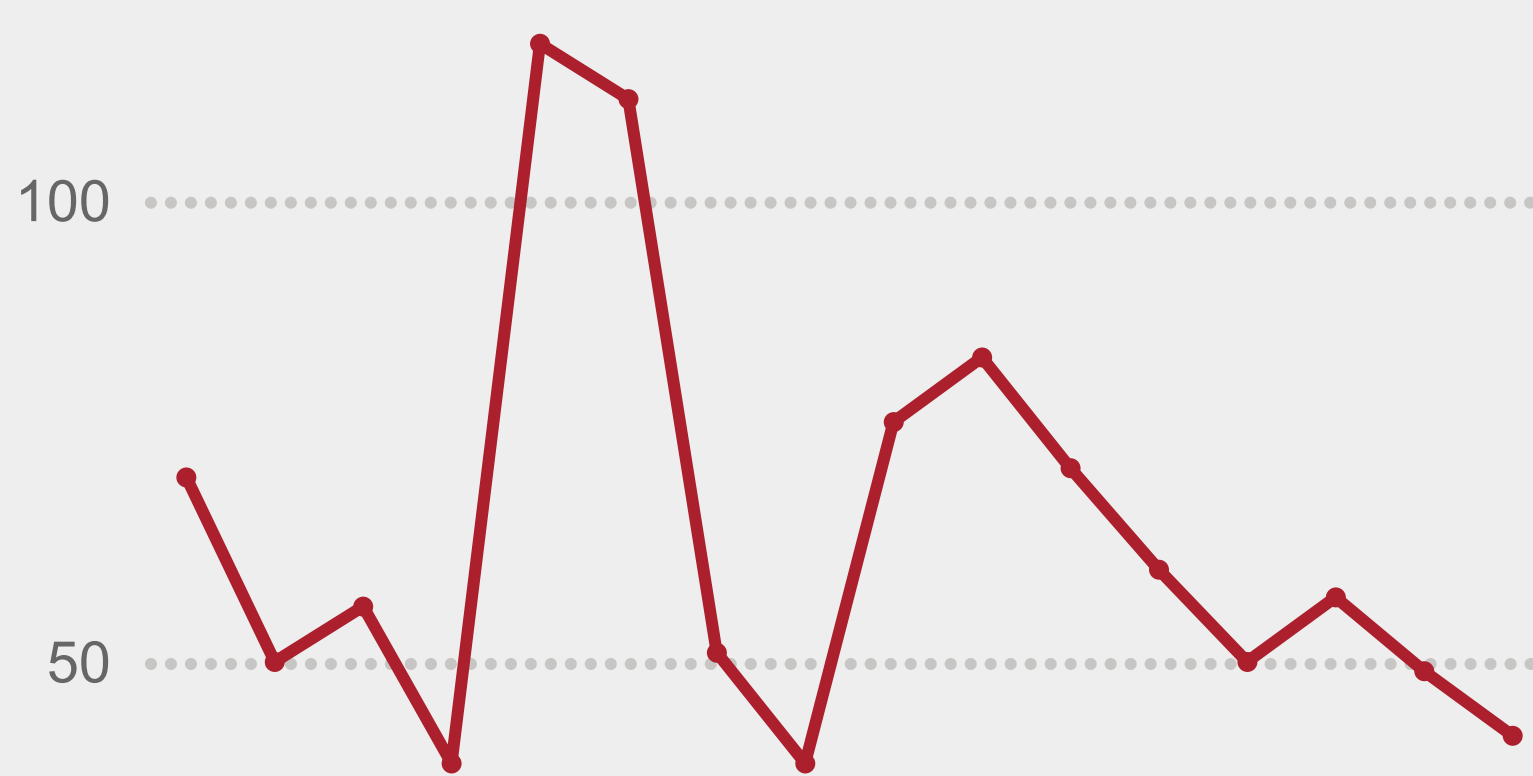
Over the 2 Quarters SFRS attended incidents alongside partner agencies to assist with 21 casualties, with 15 incidents in Q3 and 6 in Q4.

These incidents were attended by operational crews responding to road traffic collisions, specialist rescue or at the request of other agencies, this sadly included 3 fatalities. The detailed chart highlights the nature of injury across the range of incidents.

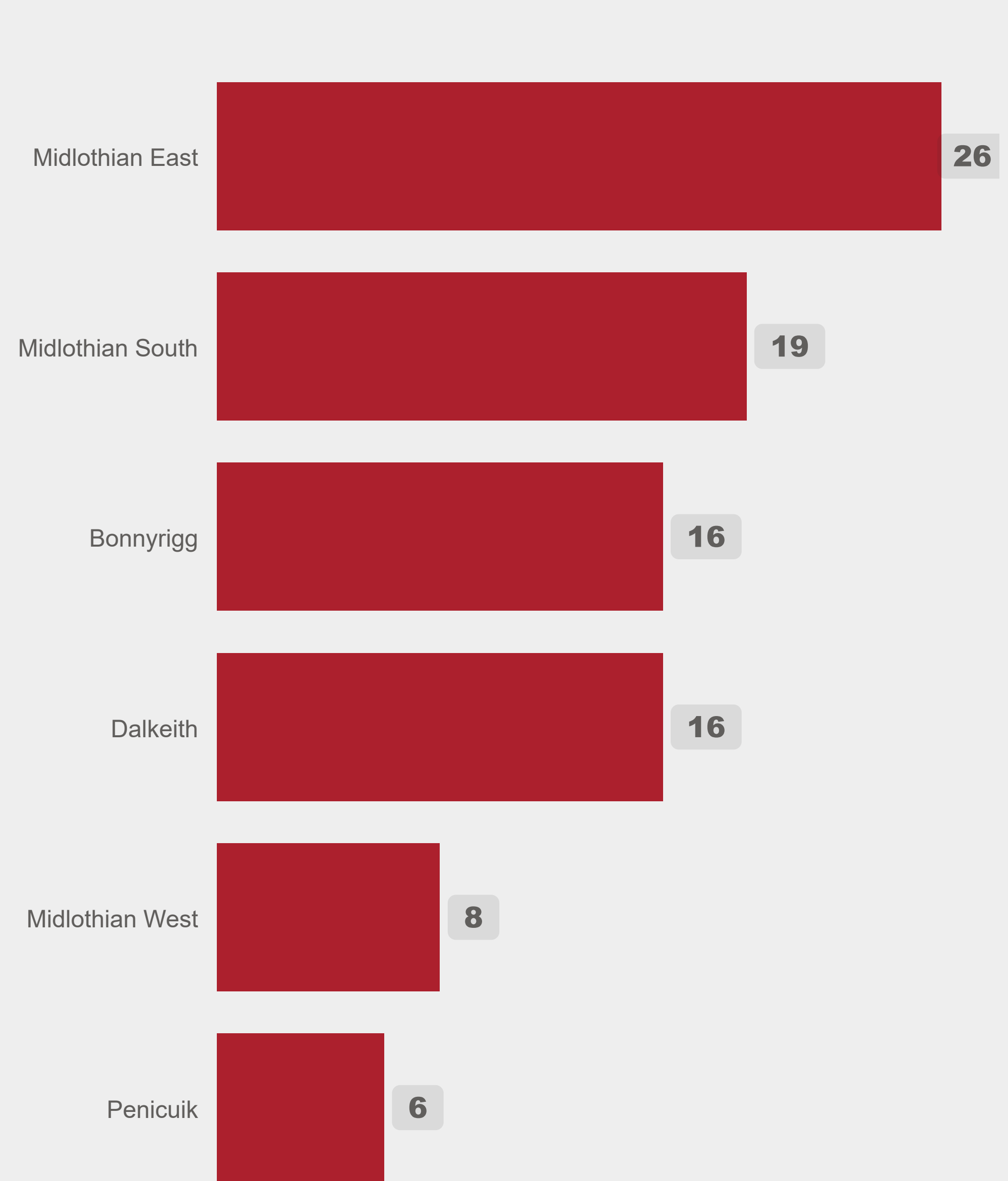
## 6. Deliberate Fires

2024-25 Q3 & Q4

### Trend by Quarter (4 years)



### Incidents by Ward

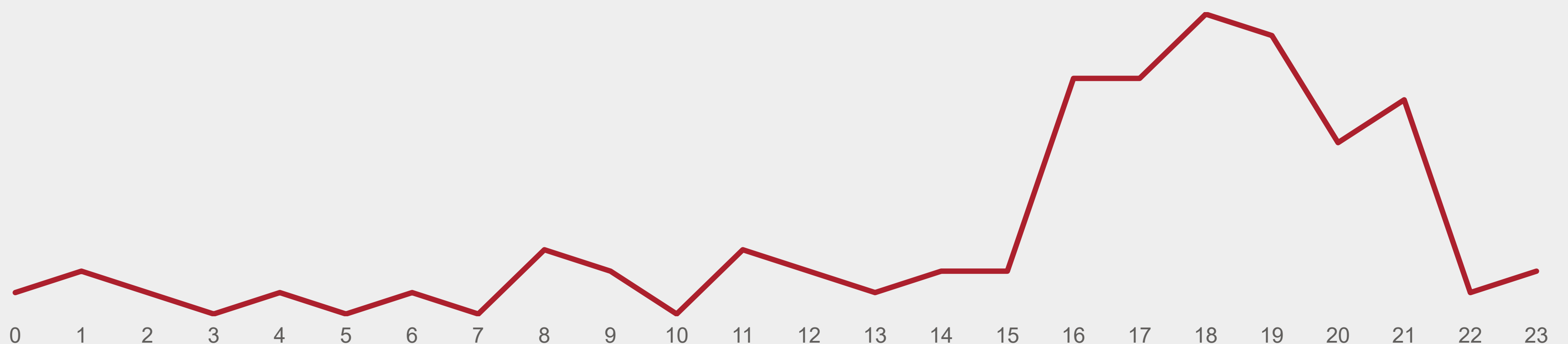


Property Type	Incident
Grassland, woodland and crops	34
Refuse	30
Other outdoors (including land)	12
Road Vehicle	6
Non Residential	3
Outdoor structures	3
Dwelling	2
Outdoor equipment and machinery	1

**91**

**Deliberate Fires  
in this period**

### Hour of Day



This section highlights a downward trend in deliberate fires since Q2, within Q3 SFRS attended 49 incidents and 42 within Q4. The incident type indicates the vast majority of these incidents are either involving grassland or refuse occurring predominantly in the early evening.

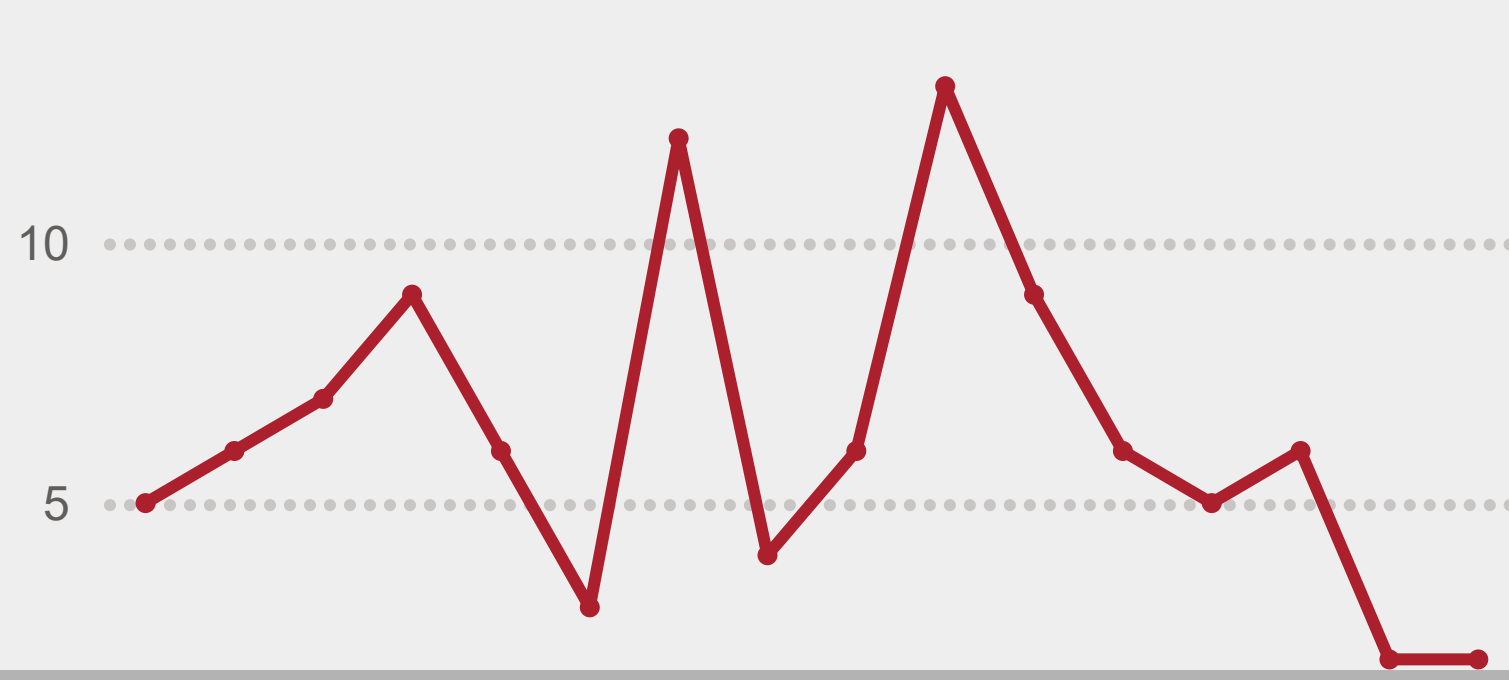
We are once again using this data to inform our targeted approach and are working with partner agencies to reduce anti-social behaviour across the area.



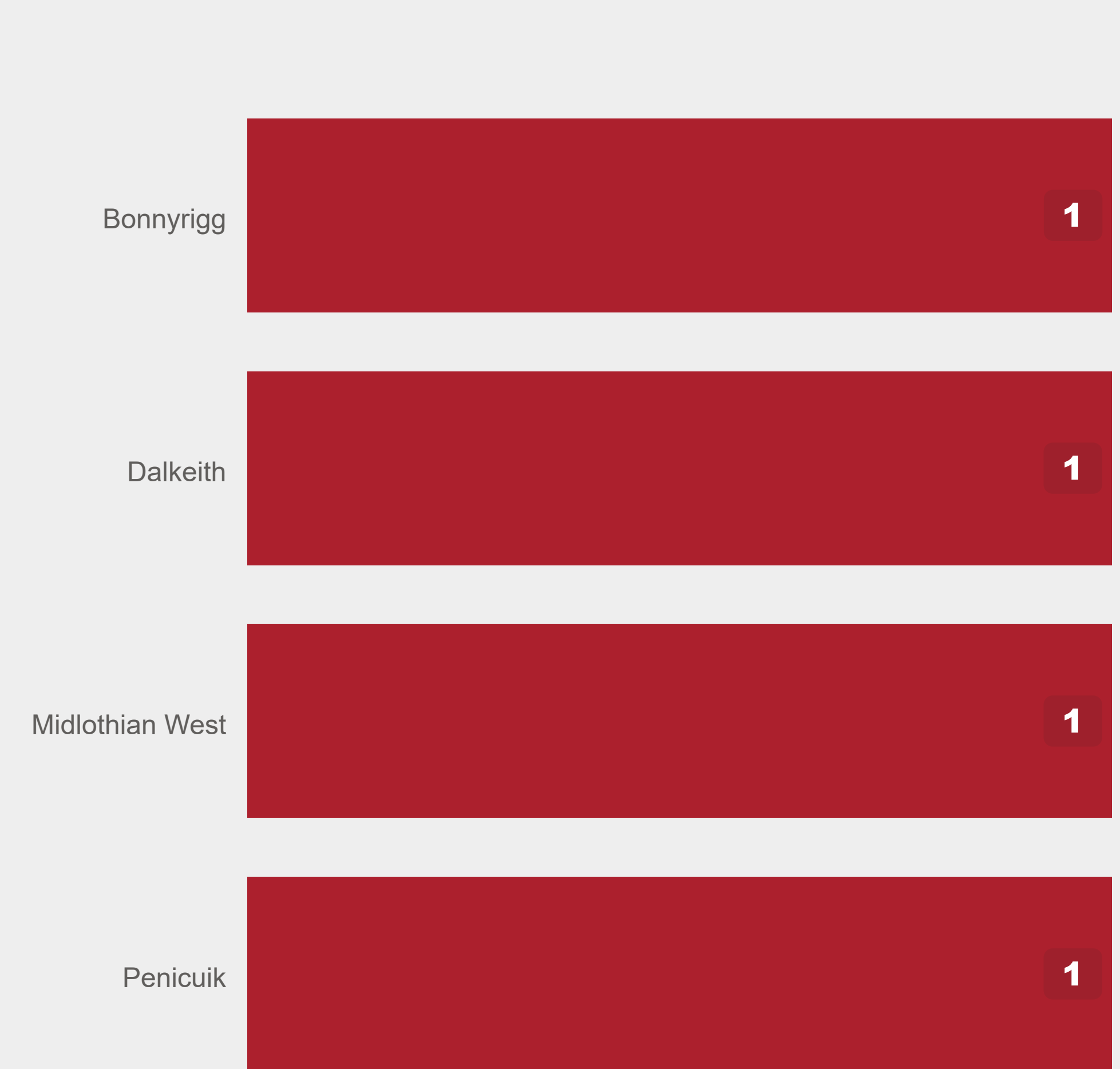
# 7. Non-Domestic Fires

2024-25 Q3 & Q4

## Trend by Quarter (4 years)

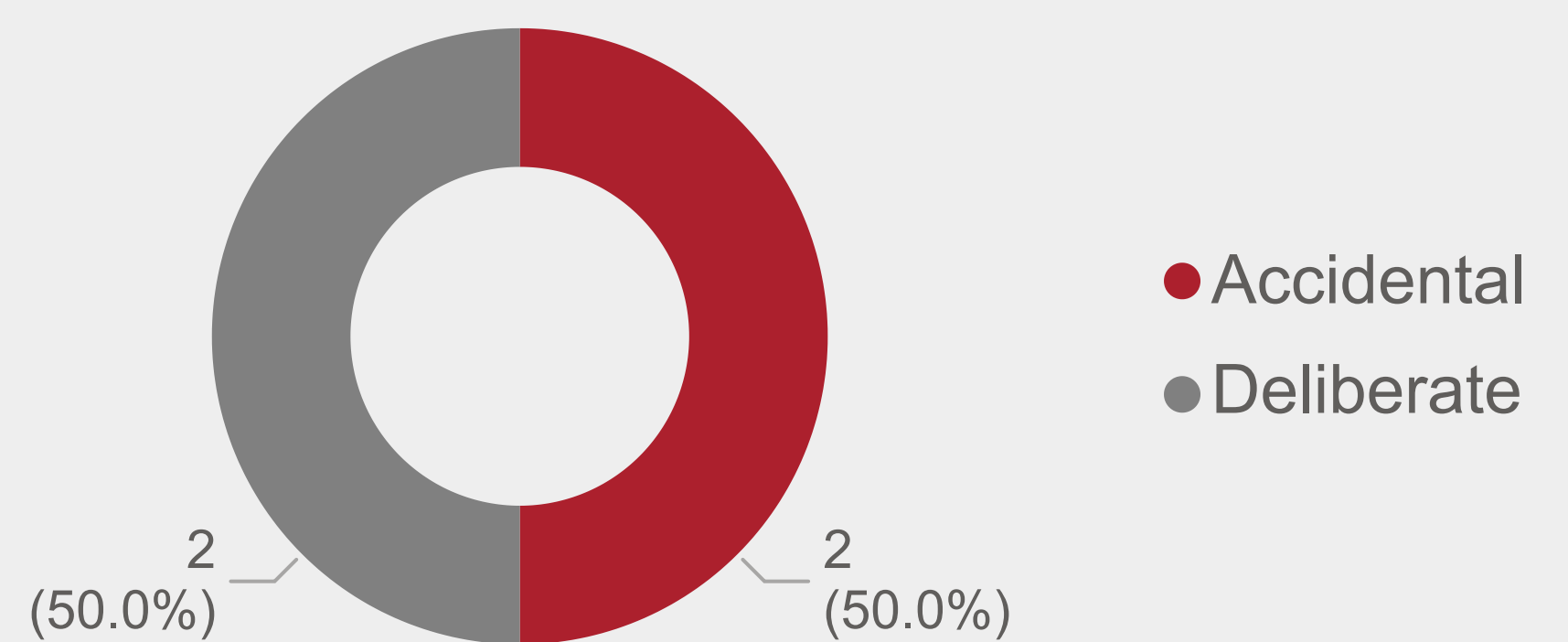


## Incidents by Ward



## Top 15 Property Types

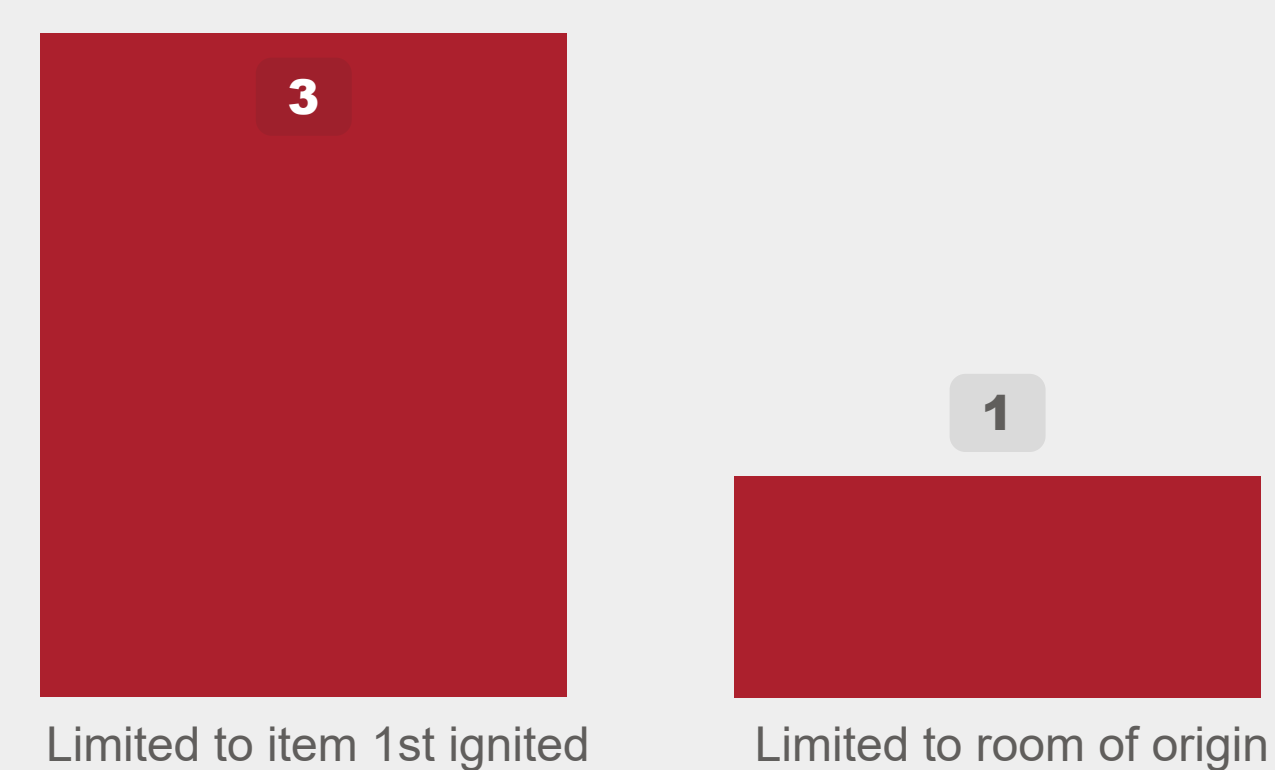
Property Type	Incidents
Food and Drink	2
Offices and call centres	1
Residential Home	1



**4**

**Non-Domestic Fires in this period**

## Extent of Damage



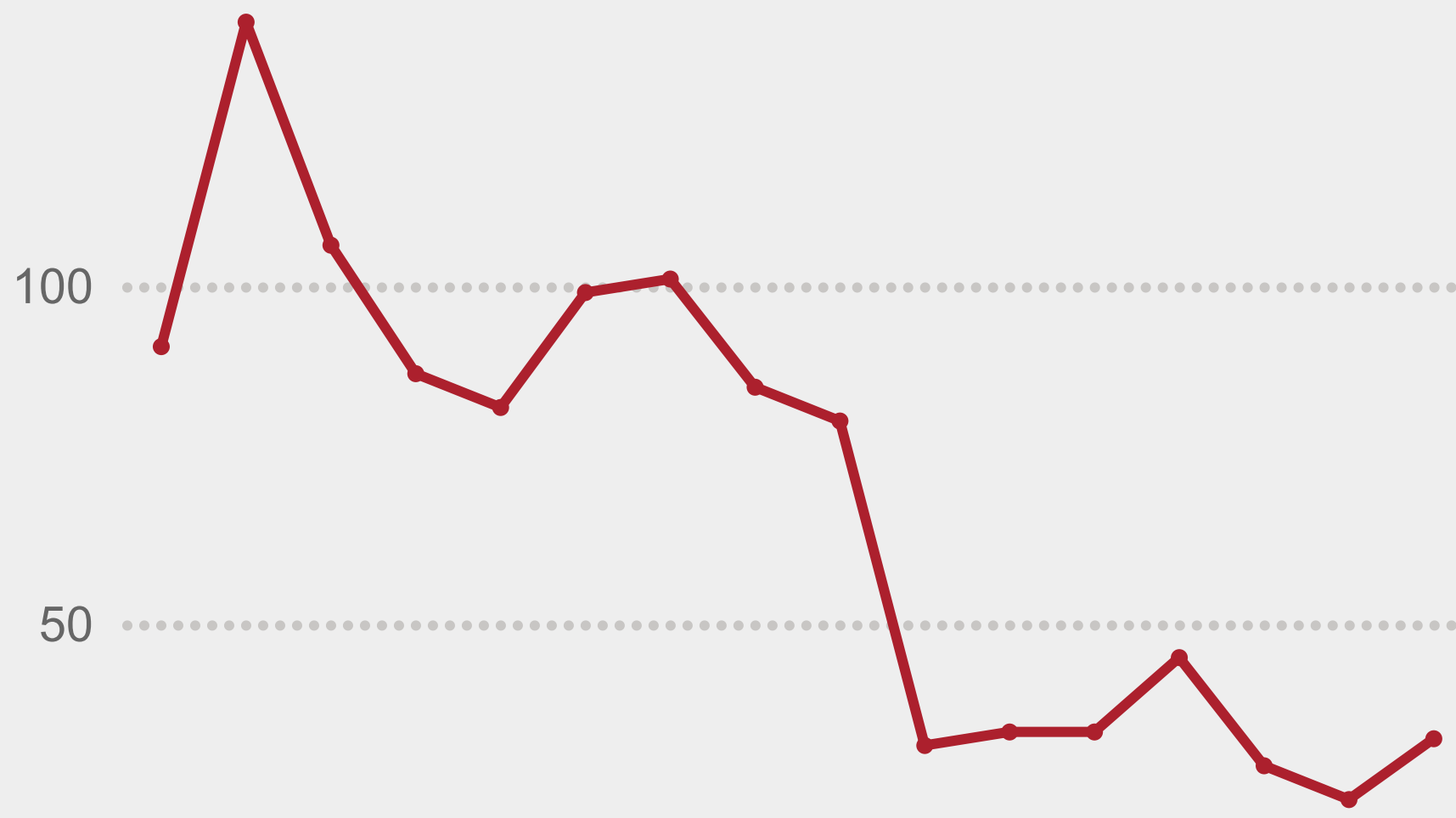
Section 7 of the Report illustrates that SFRS attended 4 incidents within non-domestic premises over the reporting period, this can be broken down as 2 incidents within Q's 3 & 4 respectively.

As the data suggests, 3 of these incidents were limited to the initial item ignited and one was contained to the room of origin, this was a deliberate fire at a premises classed as a food and drink establishment within the Midlothian West Ward.

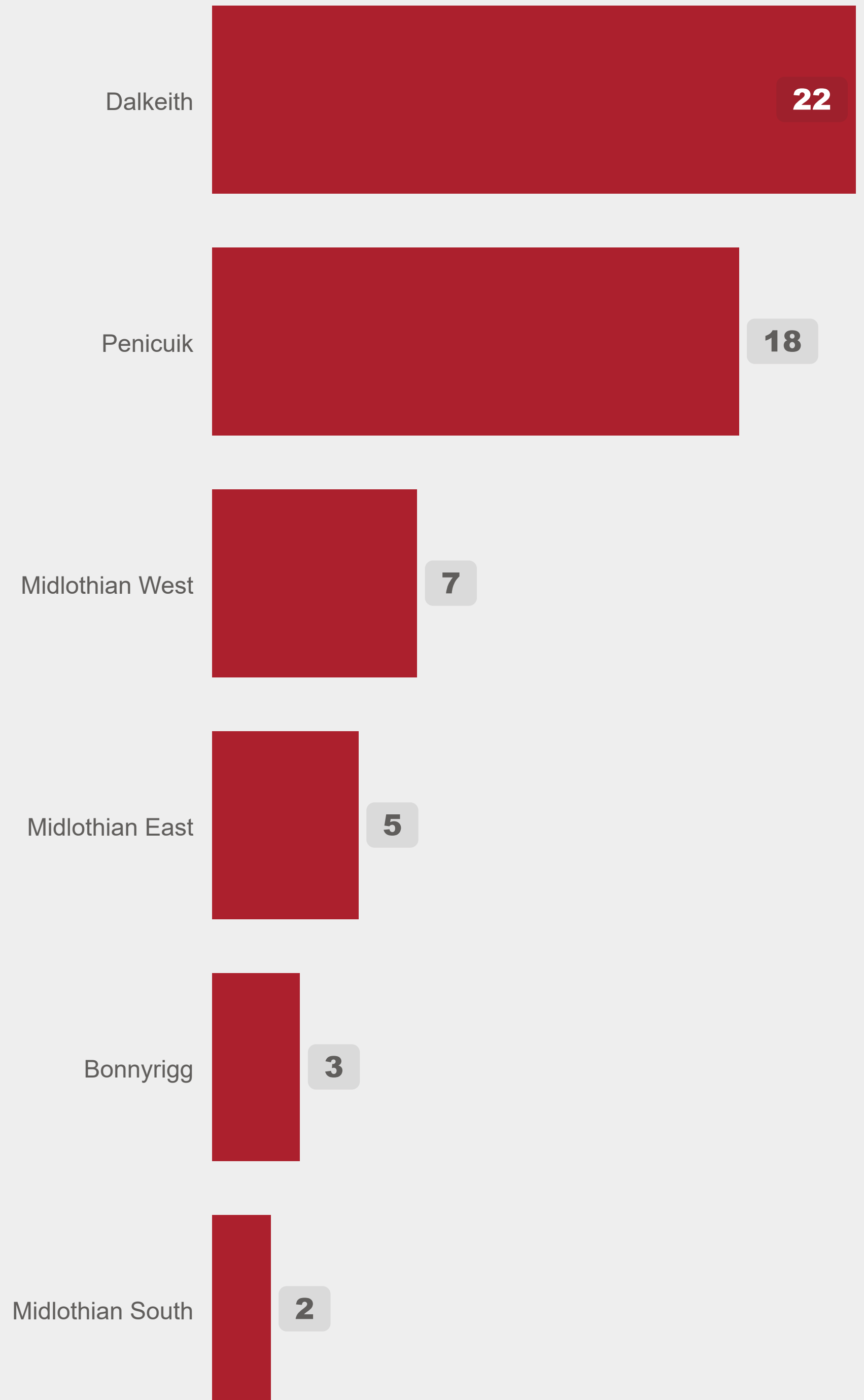
# 8. Unwanted Fire Alarm Signals

2024-25 Q3 & Q4

## Trend by Quarter (4 years)



## Incidents by Ward



## Top 15 Property Types

Property Type	Incidents
Hostel (e.g. for homeless people)	13
Sheltered Housing - not self contained	11
Hospitals and medical care	8
Hotel/motel	7
Residential Home	7
Youth hostel	4
Boarding House/B&B for homeless/asylum seekers	3
Education	1
Entertainment and culture	1
Industrial Processing	1
Other holiday residence (cottage, flat, chalet)	1

# 57

## Unwanted Fire Alarm Signals in this period

UFAS occurrences attended by SFRS accounted for 57 incidents within Midlothian over the reportable period, this is broken down as follows: Q3 24 & Q4 33.

We will continue to work with duty holders to reduce this figure further to prevent unnecessary blue light drives and ensure crews remain available for operational response and training.

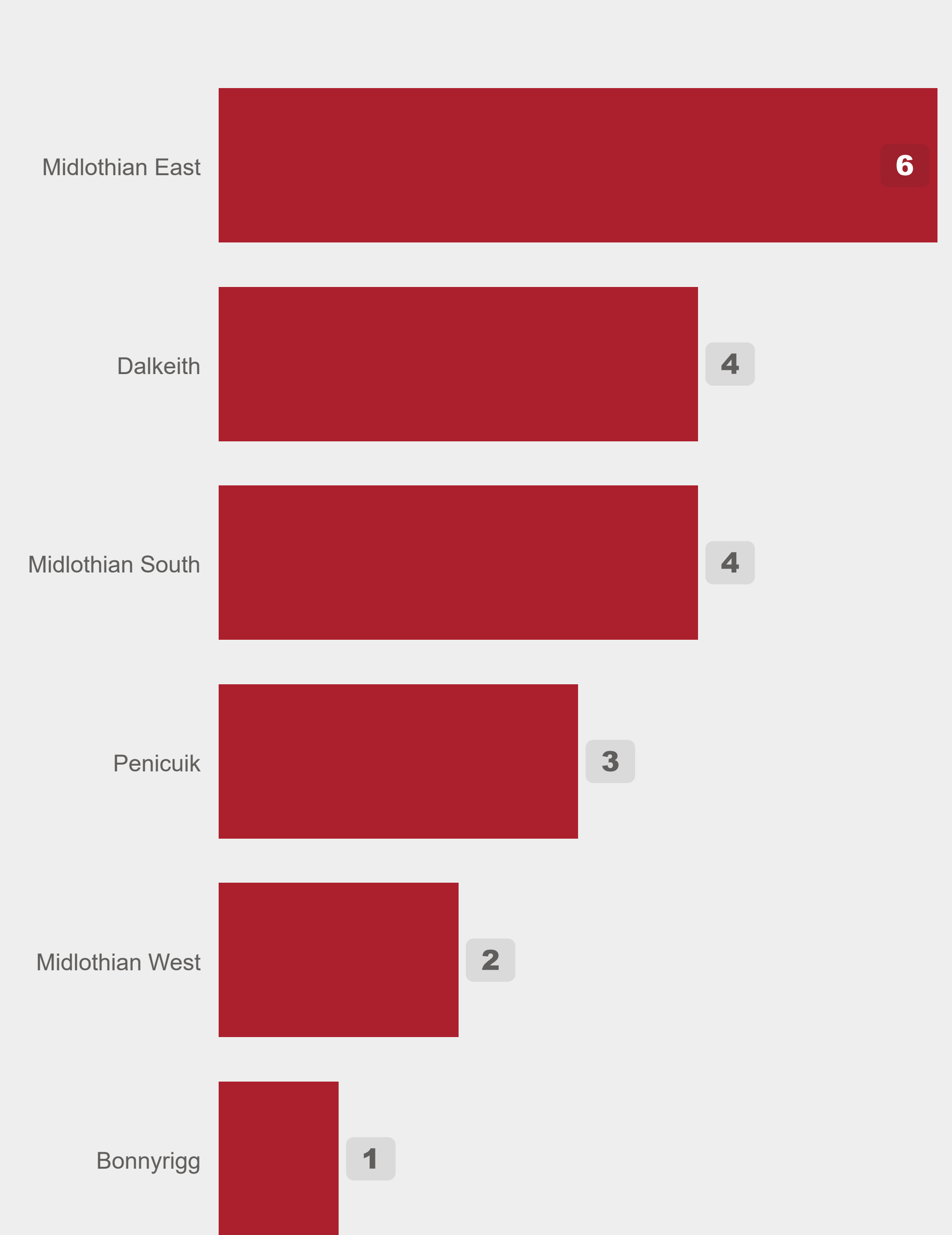
# 9. Road Traffic Collisions

2024-25 Q3 & Q4

## Trend by Quarter (4 years)



## Incidents by Ward



**20**

**Road Traffic Collisions in this period**

Property Type	Incidents
Car	13
Multiple Vehicles	3
Bus/coach	2
Motorcycle	1
Van	1

Incident Type	Incidents
Vehicle (Non-fire)	20

**10** Non-Fatal Casualties      **0** Fatal Casualties      **3** People Rescued by Firefighters

## Extent of Harm (Non-Fatal)

 **0**  
First Aid Given at Scene

 **6**  
Hospital Slight Injuries

 **4**  
Hospital Serious Injuries

SFRS attended 20 RTC's across the reporting period, 11 in Q3 and 9 in Q4. Respectively, as can be seen from the data, the vast majority of incidents attended were in cars. This resulted in 10 non-fire casualties and 3 people rescued by firefighters from within their vehicles.

Again, we continue to work with our colleagues in Police Scotland and other agencies through our community action teams, who have engaged with various age demographics to raise awareness of driving safely.

# 10. Home Fire Safety Visits

2024-25 Q3 & Q4

142

Home Fire Safety Visits

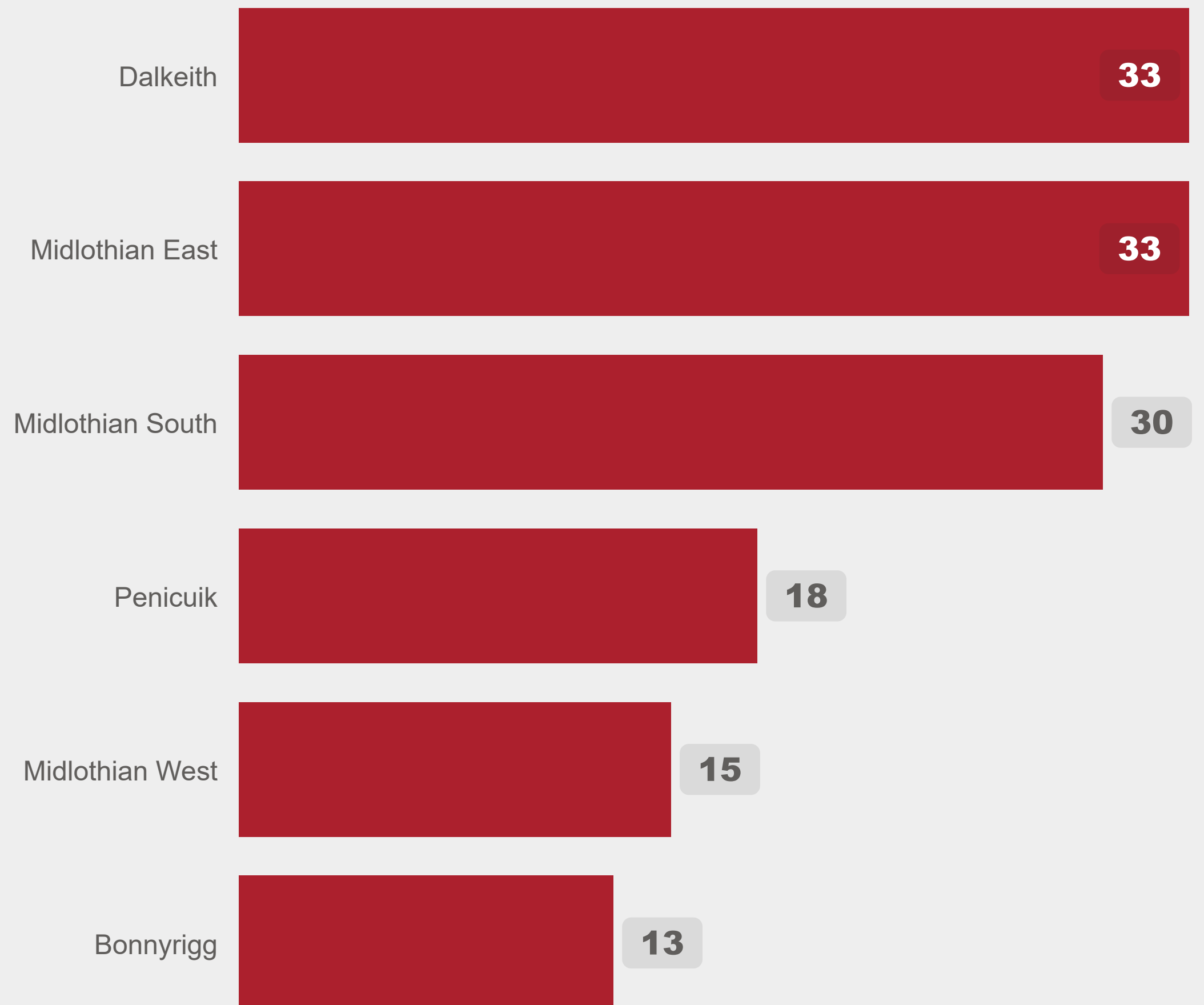
50

High Risk HFSVs

36

Partner Referral HFSVs

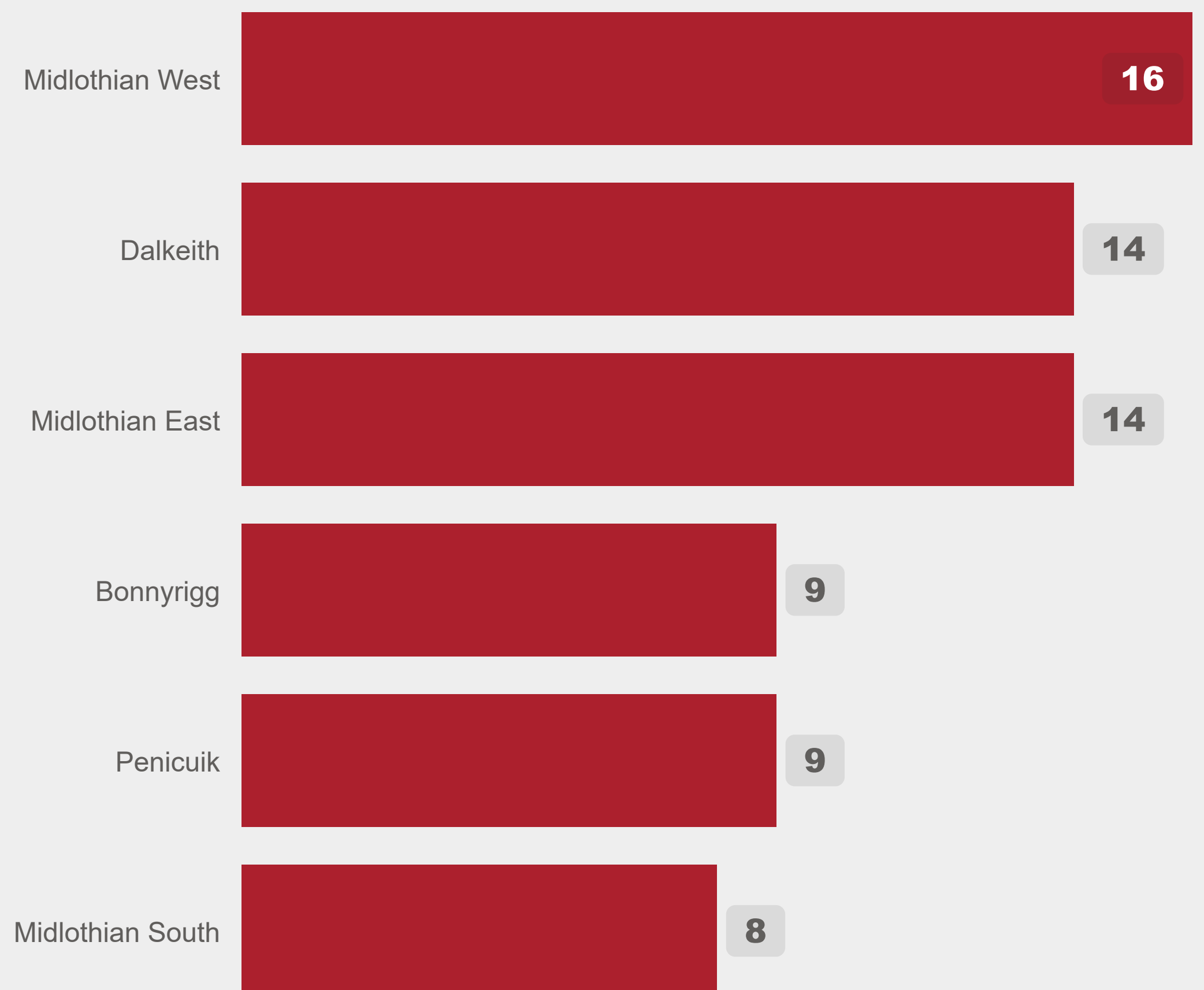
## HFSVs by Ward



# 11. Fire Safety Enforcement

Job Type	Count
Audit	70
Specific Visit	8
Consultation	2

## Audits by Ward



During the reporting period SFRS completed 142 Home fire safety visits within Midlothian, including 50 to high-risk households, during Q4 SFRS also amended their HFSV policy, whereas previously both Low & Medium risk households would also be offered a HFSV, we will now only offer this service to those deemed high risk through our selected criteria based on historical data.

All householders that enquire through our website or freephone number will be considered, based on their answers they will either receive a personalised safety booklet with fire safety guidance or will receive a HFSV.

Also highlighted within section is the audit figures for Quarters 3 & 4, this can be broken down further into 47 within Q3 & 33 in Q4, these figures include core audit work as set out within our Local enforcement delivery plan 2024-25.



Over the two reporting periods our community action team and operational watches completed the following community safety engagement work:

## Quarter 3

Focus: Reduce bonfire related ASB activity & Road Safety

Delivered a Road Safety event at Glencorse Barracks vehicle extrication demonstration with Dalkeith Red Watch, engaging with around 180 young soldiers.

Coordinated a Road Safety Event at Edinburgh College in partnership with Edinburgh College, Police Scotland and RoSPA carrying out Drive to Arrive presentations with a vehicle extrication demonstration by Dalkeith Blue Watch to around 200 mechanical and engineering students at the College.

Attended and was part of the Midlothian Bonfire Diversionsary Project tackling ASB and deliberate fire setting over the Bonfire/Firework period 2024.

Attended an Older Drivers Road Safety event at Tesco, Dalkeith in partnership with Police Scotland, Lothian Buses and City of Edinburgh CAT engaging with over 50 members of the public.

Community Action Team (CAT) and Dalkeith operational watches carried out Bonfire patrols in the lead up to the Bonfire/Firework period in partnership with Midlothian Council.

CAT also delivered 1 mini Fireskills session to 6 youths from Y2K Youth club holiday group along with Dalkeith White Watch focusing on Bonfire/Firework Safety & ASB.

CAT delivered 1 visit for 5 youths from Y2K Youth club holiday group to the Museum of Fire & MacDonald Road Fire Station.

CAT delivered 2 separate mini Fireskills sessions to 10 youths from Croft Street Hub (CLL) along with Dalkeith White Watch & Green Watch focusing on Bonfire/Firework Safety & ASB.

## Quarter 4

Focus: Water Safety & Lithium Ion

Across the quarter, CAT delivered a Water Safety presentations to 600 S1/2/3 pupils at Lasswade High School, 80 S3 pupils at Penicuik High school & 120 pupils at Newbattle High school in partnership with Police Scotland & Scottish Water Gladhouse Rangers.

CAT along with Dalkeith and Penicuik crews are delivering a Lithium-Ion Battery safety campaign liaising with all Primary & High Schools in Midlothian, Supermarkets, Shops, Local Business and advertising through the Midlothian CLLE Padlet as well as social media.

CAT met with East Ayrshire Council to discuss a potential Battery Disposal campaign for Midlothian to reduce fires in Recycling Centre's and Vehicles through improper disposal.

CAT continues to liaise with Y2K to establish a plan for the year ahead through monthly "Drop ins" from Dalkeith operational personnel, 2-day Fireskills session and various other school holiday engagement opportunities.

CAT continues to liaise with Croft Street Hub (CLLE) to establish a plan for the year ahead through "Mini Fireskills" station visits, a 2-day Fireskills session and various other safety presentations to young people attending the setting.

## 14. Glossary of Terms

### Term - What it means

#### **ADF**

Accidental Dwelling Fire.

#### **HFSV**

Home Fire Safety Visit.

#### **PDIR**

Post Domestic Incident Response, a term used to indicate actions taken following attendance at a fire or other incident in the home. PDIRs include amongst things the offer of a free follow up home fire safety visit.

#### **RTC**

Road Traffic Collision.

#### **Special Service**

Calls to incidents which are not fires or false alarms such as RTCs, rescues, flooding, incidents involving hazardous materials or the provision of assistance to other agencies.

#### **UFAS**

Unwanted Fire Alarm Signals. When an automatic fire detection and alarm system is activated as a result of anything other than an actual fire the activation is classed as a false alarm. If an attendance is made to such an event by the Scottish Fire and Rescue Service, then the event is recorded as an UFAS incident.

#### UFAS Policy Change

*In response to COVID, on the 6th May 2020, the SFRS decided to send 1 pump to UFAS premises that did not have their own Predetermined attendance (PDA).*

*As of 1st July 2023, the COVID interim 1 pump response was ended and a new UFAS policy was implemented.*

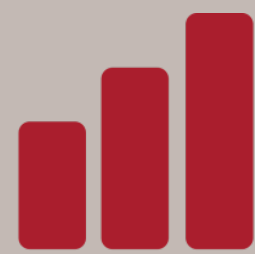
*The new policy is to call challenge all UFAS incidents with the intention of non-attendance. Hospitals, care homes, and sleeping risk premises are all exempt and receive either 2 pumps or their premise specific PDA.*



# SCOTTISH

**FIRE AND RESCUE SERVICE**

Working together for a safer Scotland



**BUSINESS  
INTELLIGENCE**

Design, figures and charts by the Business Intelligence team.