

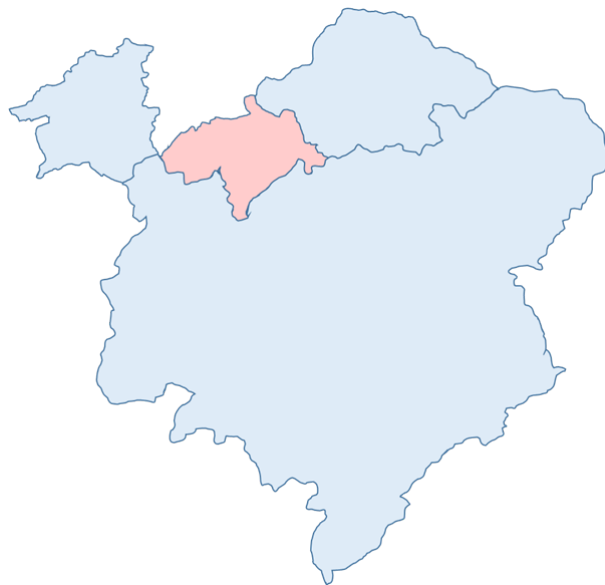
**OFFICIAL**

Police and Fire and Rescue Board  
Thursday 8 May 2025  
Item No 5.2



## Midlothian Area Command

The Lothians and Scottish Borders



Policy Development and Scrutiny Panel

Quarter 4 – 2024/2025

The data provided in this report is for information purposes only and is not official crime statistics. This report has been generated to allow Partnership Members to conduct their scrutiny responsibilities. Due to delayed reporting or recording of crimes, incidents or road accidents and the management of crime enquiries, there is likely to be differences between the information in this report and the final Police Scotland statistics. It would not be appropriate to refer to, quote or use any data in this report as official statistics.

**OFFICIAL**



## **2030 Vision**

Safer communities, less crime, supported victims and a thriving workforce.

## **Our Purpose**

To improve the safety and wellbeing of people, places and communities in Scotland.

## **Our Values**

Integrity, Fairness and Respect.

## Contents of Report

Lothian and Scottish Borders Division Policing Priorities	4
Introduction	5
<i>Performance Summary Report</i>	6
<b><i>Executive Summary</i></b>	7
<b><i>Protecting the most vulnerable people</i></b>	
<i>Missing Persons</i>	8
<i>Domestic Abuse Incidents</i>	10
<i>Racially Aggravated Conduct</i>	11
<i>Crime (Group 2)</i>	12
<i>Drugs supply, Production &amp; Cultivation</i>	14
<b><i>Reducing Violence and Antisocial Behaviour</i></b>	
<i>Crimes of Violence (Group 1)</i>	15
<i>Reducing Anti-Social Behaviour</i>	16
<b><i>Reducing Acquisitive Crime</i></b>	
<i>Dishonesty (Group 3)</i>	17
<i>Housebreaking</i>	18
<b><i>Improving Road Safety</i></b>	
<i>Road Safety</i>	19
<b><i>Tackling Serious &amp; Organised Crime</i></b>	
<i>Tackling Serious &amp; Organised Crime</i>	21
<i>Complaints About the Police</i>	22
<i>Midlothian CAT team – Q4 Update</i>	
Appendix	
<i>Lothian and Scottish Borders Divisional Crime Overview</i>	29-31
<i>Midlothian Crime Overview</i>	32-34

Lothian and Scottish Borders Division Policing Priorities

Your local policing priorities across THE LOTHIANS AND SCOTTISH BORDERS

**Our vision**  
Policing for a safe, protected and resilient Scotland

**Our values**  
Fairness, Integrity, Respect, Human Rights

**Our purpose**  
Working in partnership for the safety and wellbeing of communities in the Lothians & Scottish Borders

**Protecting the most vulnerable people**  
Protect vulnerable people to prevent abuse, neglect & exploitation.  
Implement a delivery model supporting a Violence Against Women & Girls Prevention Strategy.  
Implement the National Missing Persons Framework for Scotland.  
Proactively target domestic abuse offenders.  
Develop partnership approaches to improve public confidence to report incidents of harm & abuse.

**Reducing violence & anti-social behaviour**  
Work collaboratively to identify and target violent offenders.  
Increase awareness of the impact of violence & antisocial behaviour.  
Work in partnerships to reduce alcohol related criminality.  
Collaborate to capture the under reporting of violence & explore preventative approaches (i.e. Navigator).  
Develop night time economy plans with licensed premises & promote participation in 'Best Bar None'.

**Reducing acquisitive crime**  
Focus on domestic housebreaking.  
Raise awareness of current crime trends & prevention tactics.  
Tackle emerging acquisitive crime patterns to identify & target prolific offenders.  
Work to prevent acquisitive crime.  
In partnership, maximise support for victims of acquisitive crime.  
Work with Scottish Partnership Against Rural Crime (SPARC).  
Use Police Scotland Youth Volunteers to deliver crime prevention information.

**Improving road safety**  
Collaborate on the engineering of the roads through our communities to improve road safety.  
Detect offenders who disregard road traffic laws & endanger others.  
Support partnership driver education programmes.  
Raise awareness of the consequences of speeding, not wearing a seat belt, drink or drug driving & using a mobile phone while driving.

**Tackling serious & organised crime**  
Work to divert people from becoming involved in serious & organised crime & using its products (drugs, counterfeit good etc).  
Use social media to raise awareness and educate about human trafficking.  
Work to prosecute those involved in serious organised crime, including online, 'cuckooing' & 'county lines'.  
Maximise the disruption of serious organised crime groups.  
Target the production, cultivation & supply of illegal drugs.

**Police Scotland Strategic outcomes**  
Threats to public safety and wellbeing are resolved by a proactive and responsive police service  
The needs of local communities are addressed through effective service delivery  
Public, communities and partners are engaged, involved and have confidence in policing  
Our people are supported through a positive working environment, enabling them to serve the public  
Police Scotland is sustainable, adaptable and prepared for future challenges

**Logos:** East Lothian Council, Midlothian, Scottish Borders Council, West Lothian Council, Police Scotland (POILEAS ALBA)

## **Introduction**

Crimes and offences are grouped under recognised categories for statistical purposes. The Scottish Government defines these categories, as follows;

- Group 1 – Non-Sexual Crimes of Violence
- Group 2 – Sexual Crimes
- Group 3 – Crimes of Dishonesty
- Group 4 – Damage and Reckless Behaviour
- Group 5 – Crimes against Society
- Group 6 – Antisocial Offences
- Group 7 – Miscellaneous Offences
- Group 8 – Road Traffic offences

Police Scotland publishes management information on an annual and quarterly basis by local authority and police division, as well as at a national level. These reports are produced to demonstrate Police Scotland's commitment to transparency. Police Scotland publishes all these reports on the 'Our Performance' section of the Police Scotland website. The reports can be accessed here:

<http://www.scotland.police.uk/about-us/our-performance/>

The Midlothian Policing Plan uses the following Police performance indicators, and these have been mirrored in the Scrutiny Report to maintain parity of understanding:

1. Protecting the most vulnerable people
2. Reducing Violence and Antisocial Behaviour
3. Reducing acquisitive Crime
4. Improving road safety
5. Tackling Serious and Organised Crime

All figures quoted in this report are for the period April 2024 to March 2025 and are compared against the same reporting period from the previous year. Where figures are quoted on rate per 10,000 population, these are based on Midlothian's population of **94,680 in 2021** (Scottish Government figures, published April 2021).

## Midlothian Performance Summary

### Midlothian Performance Summary Report Reporting Period: Q4 January – March 2025

#### Protecting the most vulnerable people

Rape & Att.  
Rape  
Detection Rate  
7.7%



Q4 54.4%

Missing person  
Incidents



29 fewer than  
Q4 24/25

#### Reducing Violence and Antisocial Behaviour

Vandalism  
- 8 %



593 incidents  
(52 fewer than  
5YA)

Robbery  
Detection  
Rate  
7.7 %



72% (7.7%  
increase Q3)

#### Reducing Acquisitive Crime

Theft  
Shoplifting  
57.7%



875 Incidents  
(320 more than  
5YA)

Theft  
Housebreaking  
(Dwelling House)  
-12.4 %



72 (10 fewer  
than 5YA)

#### Improving Road Safety

Road Traffic  
Casualties  
- 17.76 %



88 (19 fewer  
than previous  
year)

## Executive Summary

My name is Kirsty McArthur-Kerr and have replaced Chief Inspector Jim Robertson as the new Temporary Local Area Commander for Midlothian. I have had the privilege of meeting some of you before.

I wanted to take the opportunity to give you a bit about my background. For the last couple of years, I have been the Community Inspector and Deputy Area Commander in North East Edinburgh. Prior to this for 18 months I was a response Inspector. I have lived and previously worked in Midlothian, so I have built up knowledge around the area. It is an area that is close to my heart from residing here previously and I still frequent many of the local businesses with my young son.

I have a background in community policing. I strongly believe that having close relationships with elected representatives is essential for my team and I to understand the issues affecting the community and to ensure we are providing the best service possible to the public. For me partnership working is fundamental to my role, and I aim to build on and continue the relationships Jim had within the Midlothian area.

During my previous roles I was able to work with various partners and introduce operations, change practices, and take multi-agency approaches to domestic abuse, drugs issues, hate crimes, road safety, acquisitive crime and anti-social behaviour. Something I aim to continue in this role. I was previously a Detective Inspector in the public protection unit looking at child/adult protection, sexual offences, HBA and domestic abuse so I carry a broad spectrum of experience.

As I said I am keen to build upon the work of my predecessor and a large part of that, to me, means that I am accessible and able to assist with any queries you have. I am delighted to be here and look forward to working with you.

### **Missing Persons**

During Q4 2024/25 18 Adults, 0 Cared for Adults, 13 Children and 3 Care Experienced Young Persons were reported as missing.

### **Domestic Abuse**

By the end of Q4 2024/25 there were 1278 incidents reported, an increase of 12.2% on the 5 Year Average. The number of reported Domestic Abuse crimes recoded (434 reports) is -4.9% less than the 5-year average of 456.4 reports. The percentage of domestic incidents that resulted in a crime report being submitted is 34%, which represents a -6.1% reduction on the 5-year average of 40.1%. The Q4 detection rate for Domestic crimes is 17.3% above the 5-year average.

### **Hate Crime**

The 15 Hate Incidents recorded during Q4 2024/25 represent a 4.2% increase compared to the 5-year average. During same period there have been 102 Hate Crimes recorded representing a 30.1% increase on the 5-year

average. The Detection Rate for Hate Crimes at the end of Q4 2024/25 is 67%, which represents a 25.5% improvement on the 5 Year Average.

### **Sexual Crimes**

During Q4 2024/25, reports of rape / attempted rape rose by 127% compared to the 5-year average. The Q4 2024/25 Detection Rate for Rape / Attempt Rape is 54.4%. Reports of Sexual Assault during Q4 2024/25 are 20% above the 5-year average, and the detection rate is 61.5%. By end of Q4 2024/25 reports of all other Group 2 Sexual Crime within Midlothian had increased by 41.3% to 303 reports against a 5-year average of 214.4 reports.

### **Drugs Supply, Production and Cultivation**

During Q4 2024/25 there were 33 Supply of Drugs offences recorded, with a detection rate of 100%. During 4 2024/25 there were 230 Possession of Drugs offences recorded with a detection rate of 102%, representing a -26.7% reduction on the 5-year average.

### **Crimes Of Violence**

During Q4 2024/25 there were 45 serious assaults within Midlothian, representing a -1.3% reduction on the 5-year average. The detection rate is 82.2%. There were 25 reported Robberies, and the detection rate is 72%, There were 857 recorded Common Assaults in Midlothian and a detection rate of 61.8%. There were 63 assaults on Emergency Workers.

### **Reducing Anti-Social Behaviour**

During Q4 2024/25, there were 682 ASB incidents reported to Police, reflecting a -6.2% reduction in this crime type within Midlothian compared to the five-year average. A total of 593 Vandalism type offences were recorded, representing a -8 % reduction compared to the 5-year average. The detection rate is 26.5%. A total of 610 Breach of Peace type offences were recorded, representing a -7.3% reduction compared to the 5-year average. The detection rate is 74.9%. A total of 55 Fire-raising type offences were recorded, representing a 34% increase compared to the 5-year average. The detection rate is 34%.

### **Dishonesty**

A total of 2031 overall Group 3 crimes (including housebreaking crimes) have been recorded within Midlothian. This figure represents 310 more or 18% increase compared to the 5-year average. The detection rate is 30.5%.

### **Housebreaking**

A total of 72 reports of Theft Housebreaking (including attempts to commit this offence) were recorded with a detection rate of 38.9%. A total of 52 reports of Theft Housebreaking to Non-Dwellings (including attempts to commit this offence) were recorded with a detection rate is 17.3%. A total of 32 reports of Theft Housebreaking to Businesses (including attempts to commit this offence) were recorded. This figure represents a significant -39.7% reduction on the 5-year average. The Midlothian detection rate is 50%.

### **Road Safety**


There have been 19 fewer casualties (Fatal, Serious, and Minor) recorded within Midlothian than the previous Q4 2023/24 return, representing a -17.76% reduction in the total number of casualties on Midlothian roads.

There were zero fatalities within Midlothian during the 2024/25 FY. There have been 28 people Seriously Injured, reflecting a -35% decrease (15 fewer incidents) on same period last year. The number of Children Seriously Injured was 5, representing a 25% increase (1 more) than the previous year.

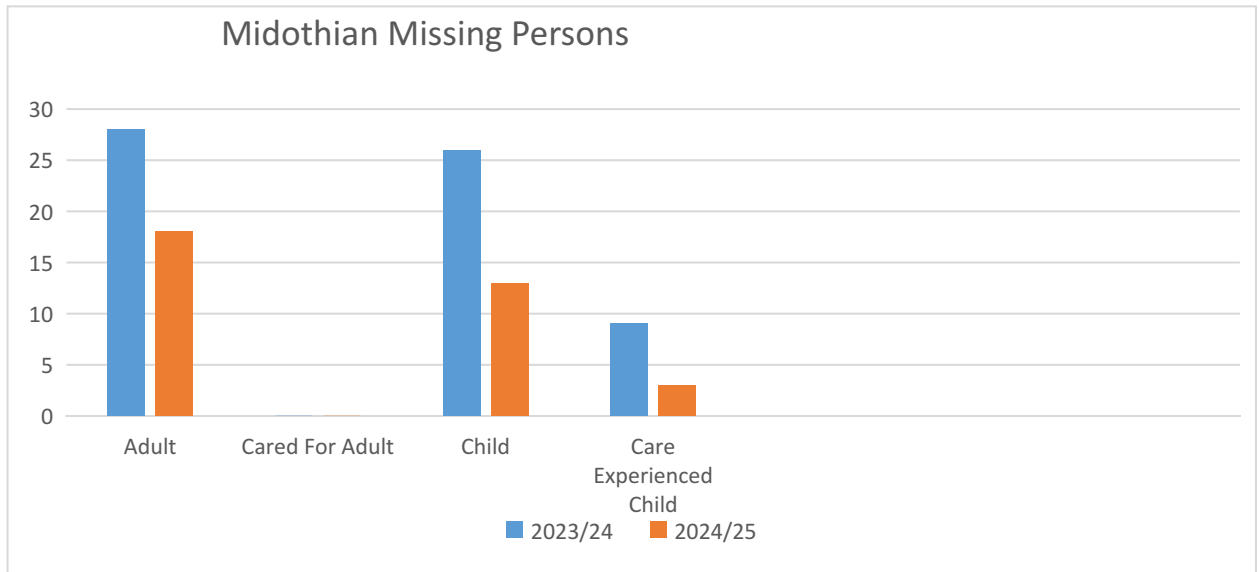
### **Tackling Serious Organised Crime**

Continued efforts to disrupt organised crime groups by targeting drugs supply offences, gathering intelligence and generating enforcement opportunities.





<b>Protecting the most vulnerable people.</b>	<b>Missing Persons</b>
---	------------------------



	Adult	Cared For Adult	Child	Care Experienced Child
Q4 2023/24	28	Nil	26	9
Q4 2024/25	18	Nil	13	3
Change	-10	Nil	-13	-6

During Q4 2024/25 18 Adults, 0 Cared for Adults, 13 Children and 3 Care Experienced Young Persons were reported as missing. We continue to work with partners to support individuals where a risk is identified.

In total there were 34 reports made to police during Q4. As previously highlighted these types of enquiries often place significant resource and financial pressure on Local Policing resilience. I would stress that the number and type of police resources deployed to a locate a person reported as 'missing' varies on a report-by-report basis and according to any Threat, Risk or Harm posed.

Recognising the vulnerability associated with missing people, particularly those that are young or suffering from mental health challenges, Police Scotland has adopted a rigorous investigation structure and management approach to incidents involving missing people.

**OFFICIAL**

<b>Protecting the most vulnerable people.</b>	<b>Domestic Abuse Incidents</b>
---	---------------------------------

	5-year average	Q4 2024/25	% Change from 5 year average
Number of Domestic Abuse Incidents	1139.2	1278	12.2%
Total Crimes and offences in domestic abuse incidents	456.4	434	-4.9%
Percentage of Domestic Incidents that result in a crime	40.1%	34%	-6.1%
Total crimes and offences detection rate	410.8	482	17.3%
Total Detections for Domestic Bail Offences	63	52	-26.8%

Domestic Abuse is a priority for Police Scotland and for all Midlothian Officers. By the end of Q4 2024/25 there were 1278 incidents reported, an increase of 12.2% on the 5 Year Average.

The number of reported Domestic Abuse crimes recoded (434 reports) is -4.9% less than the 5-year average of 456.4 reports.

The percentage of domestic incidents that resulted in a crime report being submitted is 34%, which represents a -6.1% reduction on the 5-year average of 40.1%. This statistic reflects a confidence to contact Police at an early stage in disagreements which ultimately do not result in criminality and seek support from both police and third-party services.

The Q4 detection rate for Domestic crimes is 17.3% above the 5-year average.

Midlothian Police remain committed to targeting violence against women and girls.

Protecting the most vulnerable people. Hate Crime

Midlothian			
	5-year average	Q4 2024/25	% change from 5-year average
Hate Incidents	14.4	15	4.2%
Hate Crimes	78.4	102	30.1%
Hate Crime Detection Rate	53.4%	67%	25.5%

Please note that in respect of recorded Hate Crimes, this section references;

- Criminal Law Consolidation 1995 S50a(1)(B)&(5)Cause Distress & Alarm
- Racially Aggravated Harassment (Criminal Law (Consolidation) (S) Act 1995 S50a(1)(A)) Racist Conduct
- Hate Crime and Public order (Scotland) Act 2021

Official Hate Crime statistics include all crime types which have a Hate Crime aggravator added to the crime. The aggravators are Disability, Race, Religion, Sexual Orientation and Transgender Identity with further aggravators of Age and Variations in Sex Characteristics under the new legislation.

- The 15 Hate Incidents recorded during Q4 2024/25 represent a 4.2% increase compared to the 5-year average.
- During same period there have been 102 Hate Crimes recorded representing a 30.1% increase on the 5-year average.

These increases are anticipated and can be attributed to the implementation of the Hate Crime and Public Order (Scotland) Act that was introduced on the 1<sup>st</sup> of April 2024.

- The Detection Rate for Hate Crimes at the end of Q4 2024/25 is 67%, which represents a 25.5% improvement on the 5 Year Average.

Midlothian Police continue to work with partners to encourage the reporting of Hate Crimes. All crimes are reviewed by the Community Policing Inspector to ensure all investigative opportunities are identified and progressed.

Hate has no place in society and Midlothian police will actively pursue offenders and report criminality where evidence supports this.

<b>Protecting the most vulnerable people.</b>	<b>Sexual Crimes (Group 2)</b>
---	--------------------------------

Crime Type	5-year average	Q4 2024/25	% Change from 5 yr average	% Detection
Group 2	214.4	303	41.3	56.8
Rape	34.8	79	127	54.4
Attempt rape	0.4	4	900	50.0
Sexual Assault	80	96	20	61.5
Other Group 2 crimes	16.4	30	82.9	46.7

Tackling serious criminality is a top priority for Midlothian officers. We focus on rape and sexual crime to build public confidence in reporting

During Q4 2024/25, reports of rape / attempted rape rose by 127% compared to the 5-year average. Due to the sensitive nature of these crimes, we do not comment on specific incidents. Many cases are linked to domestic abuse and as previously highlighted, most reports in Midlothian are 'historical' in nature ranging back to 1994.

This significant increase in historical reports reflects increased victim confidence in seeking support from police and third-party services. All investigations into rape and attempted rape are overseen by a Detective Inspector, ensuring thorough inquiries that are carefully scrutinised through peer review to maintain high standards of investigation. The Q4 2024/25 Detection Rate for Rape / Attempt Rape is 54.4%, reflecting a 7.7% increase on the Q3 detection rate.

Reports of Sexual Assault during Q4 2024/25 are 16 incidents above the 5-year average, and the detection rate is 61.5%, reflecting a 2.3% increase on the Q3 detection rate.

By end of Q4 2024/25 reports of all other Group 2 Sexual Crime within Midlothian had increased by 41.3% to 303 reports against a 5-year average of 214.4 reports.

<b>Protecting the most vulnerable people.</b>	<b>Drug Supply, Production &amp; Cultivation</b>
---	--

**OFFICIAL**

Drugs Supply	5-year average	Q4 2024/25	% Change from 5 yr average	% Detection
Drugs Supply (including possession with intent)	38.4	35	-8.9	100.0

Police continue to focus on those who bring harm to our communities, and particularly those who are involved in drugs supply, cultivation/production and the sale of Class A (such Heroin or Cocaine) and Class C (such Valium or Xanax) drugs, as it has been identified that these have led to an increase in drug related deaths.

We recognise the national Drugs Deaths statistics in Scotland and are committed to targeting drug dealers, whilst working in partnership along with the Midlothian and East Lothian Drugs Partnership (MELDAP).

During Q4 2024/25 there were 35 Supply of Drugs offences recorded, with a detection rate of 100%.

During Q4 2024/25 there were 230 Possession of Drugs offences recorded with a detection rate of 102%, representing a -26.7% reduction on the 5-year average.

Throughout Q4 2024/25, several successful house searches have been completed recovering drugs, cash and weapons. These enquiries rely on a continued flow of information from local Midlothian’s communities, as well as proactivity by the MCAT’s and wider policing teams.

During Q4 MDA and GE search warrants were executed at 10 addresses throughout the county.

This resulted in seizure of Class A and B Controlled substances, including cannabis, Cocaine, and Amphetamine. In addition, over £9,000 in cash was seized as being linked to crime. These warrant executions resulted in supply and possession charges libelled and disruption of drugs supply in the area.

Q4 saw MCAT officers continuing to develop and progress intelligence, both through analysis of incoming intelligence and proactive gathering of information. This intelligence analysis and progression remains a key focus of MCATs activities with a view to craving and executing warrants to combat criminal activity in the county.

Police continue to develop drugs intelligence from the local community. Drugs enforcement requires information from sources to build a picture and fill in the pieces of the jigsaw. We rely upon community intelligence, and encourage reporting direct to police by phone, online, in person, via remote reporting sites and / or anonymously through Crimestoppers (0800 555111).

<b>Reducing Violence and Antisocial Behaviour</b>	<b>Crimes of Violence (Group 1)</b>
---	-------------------------------------

**OFFICIAL**

Crime Type	5-year average	Q4 2024/25	% Change from 5 yr average	Q4 2024/25 Detection Rate
Group 1	1019.8	1115	9.3	63.9
Serious Assault	45.6	45	-1.3	82.2
Robbery	18.8	25	33	72.0
Common Assault	784.4	857	9.3	61.8

Please note that with the introduction of Changes to Recorded Crime Groups, Common Assault is now included within Group 1, where previously this was not, resulting in anticipated increase in YTD data compared to LYTD.

Reducing violence and its impact on our local communities is a priority for The Police Service of Scotland and within Midlothian we work with partners to reduce the circumstances that can lead to violence while endeavouring to identify and arrest perpetrators as swiftly as possible.

All Serious Assaults and Robberies are investigated by the Criminal Investigation Department and detection rates for these offences remain high throughout Midlothian.

By end of Q4 2024/25 there were 45 serious assaults within Midlothian, representing a -1.3% reduction on the 5-year average. The detection rate is 82.2%, which remains above the wider Divisional detection rate of 77%.

By end of Q4 2024/25 there were 25 reported Robberies in Midlothian, this is a 6.5% increase on the 5-year average. The detection rate is 72%, which is a 7.7% increase on the Q3 detection rate.

By end of Q4 2024/25 there were 857 recorded Common Assaults in Midlothian presenting an 9.3% increase on the 5 Year average (72.6 more). The detection rate is 61.8% and remains well above the wider Divisional detection rate of 56.9%.

There were 63 assaults on Emergency Workers during the 2024/25 FYE, reflecting a -14.9% decrease on the 5-year average. Whilst this is positive progress, I remind that any assault on an Emergency Worker is simply unacceptable. Aggressive or threatening behaviour or verbal abuse against Police Scotland or other Emergency Services personnel is not part of their duties and will be investigated robustly.

**OFFICIAL**

<b>Reducing Violence and Antisocial Behaviour</b>	<b>Reducing Antisocial Behaviour</b>
---	--------------------------------------

Indicator	5-year average	Q4 2024/25	% Change from 5-year average	Q4 2024/25 Detection Rate
Antisocial Behaviour Incidents	726.8	682	-6.2	
Vandalism (Including Malicious Mischief)	644.6	593	-8.0	26.5
Fire-raising	45.8	53	15.7	34.0
S38 CJ&L(S) A 2010	657.8	610	-7.3	74.9

We continue to tackle Anti-Social Behaviour in its various forms with our partners. Police, CLLE and voluntary partners, have continued high-visibility patrols in ASB hotspots to deter any youth disorder, whilst providing reassurance to local businesses.

Throughout Q4 2024/25, there were 682 ASB incidents reported to Police, reflecting a -6.2% reduction in this crime type within Midlothian compared to the five-year average.

During Q4 2024/25 a total of 593 Vandalism type offences were recorded, representing a -8.0% reduction compared to the 5-year average. The detection rate is 26.5%.

During Q4 2024/25 a total of 610 Breach of Peace type offences were recorded, representing a -7.3% reduction compared to the 5-year average. The detection rate is 74.9%.

During Q4 2024/25 a total of 55 Fire-raising type offences were recorded, representing a 15.7% increase compared to the 5-year average. The detection rate is 34.0% and remains considerably above the wider Divisional detection rate of 23.0%.



<b>Reducing Acquisitive Crime</b>	<b>Dishonesty (group 3)</b>
-----------------------------------	-----------------------------

Crime Type	5-year average	Q4 2024/25	% Change from 5-year average	Q4 2024/25 Detection Rate
Total Group 3	1721.8	2031	18.0	34.0

Given the wide range of 'Acquisitive Crimes' this priority is covered in 2 sections within this report:

- Dishonesty (covered in this section)
- Housebreaking (covered in next section)

Dealing with Acquisitive Crime to protect people by reducing the impacts of theft on individuals and communities remains a priority.

During Q4 2024/25, a total of 2031 overall Group 3 crimes (including housebreaking crimes) have been recorded within Midlothian. This figure represents 310 more or 18.0% increase compared to the 5-year average.

During Q4 2024/25 the detection rate was 34.0% and remains above the wider Divisional detection rate of 30.5%.

Common Thefts are 2.9% down on the five-year average and the detection rate is 17.5%. Theft by Shoplifting we are 875 which is an 57.7% increase. On the five years average the solvency sits at 47.2%. The divisional solvency for Theft by Shoplifting is 44.0%.

**OFFICIAL**

<b>Reducing Acquisitive Crime</b>	<b>Housebreaking</b>
-----------------------------------	----------------------

Crime Type*	5-year average	Q4 2024/25	% Change from 5-year average	Q4 2024/25 Detection Rate
Dwelling HB	82.2	72	-12.4	38.9
Non-Dwelling (Sheds, garages) HB	86.2	52	-39.7	17.3
Other (Business) HB	50.8	32	-37.0	50.0

\*All crime types include attempt thefts.

During Q4 2024/25, a total of 72 reports of Theft Housebreaking (including attempts to commit this offence) were recorded. This figure represents a 12.4% reduction on the 5-year average.

Recognising the harm and concern Housebreaking generates within communities throughout Midlothian, Midlothian Police are committed to targeting those responsible for carrying out this crime. Throughout Q4 2024/25 I have maintained a dedicated Midlothian Housebreaking Investigation Team with a detection rate of 38.9%, which compares favourably to the wider Divisional detection rate of 30.0%.

During Q4 2024/25, a total of 52 reports of Theft Housebreaking to Non-Dwellings (including attempts to commit this offence) were recorded. This figure represents a -39.7% reduction on the 5-year average. The detection rate is 17.3% compared to the wider Divisional detection rate of 10.5%.

During Q4 2024/25, a total of 32 reports of Theft Housebreaking to Businesses (including attempts to commit this offence) were recorded. This figure represents a significant -37.0% reduction on the 5-year average. The Midlothian detection rate is 50.0% compared to the wider Divisional detection rate of 28.0%.

Midlothian officers continue to Prevent / Deter / Disrupt further Serious & Organised Crime activity with daily bail checks, tasked patrolling and dedicated operations at weekends and during hours of darkness.

**OFFICIAL**

<b>Improving road safety</b>	<b>Road Casualties</b>
------------------------------	------------------------

	Q4 2023/24	Q4 2024/25	% Change
Fatal	3	0	-100%
Serious	43	28	-35%
Slight	61	60	-2%
Total	107	88	-17.76%
Children (aged<16) Killed	0	0	-
Children (aged<16) Seriously Injured	4	5	25%

Road Traffic Offences	5-year average	Q4 2024/25	% Change from 5 year average
Dangerous driving offences	57.6	69	19.8
Driving carelessly	136	131	-3.7
Speeding offences	45	78	73.3
Unlawful use of a motor vehicle	512.2	617	20.5
Seat Belt offences	22.8	46	101.8
Mobile Phone offences	37.6	85	126.1
Driving under the influence	125.8	152	20.8

Throughout Q4 2024/25 there have been 19 fewer casualties (Fatal, Serious, and Minor) recorded within Midlothian than the previous Q4 2023/24 return, representing a -17.76% reduction in the total number of casualties on Midlothian roads.

I am pleased to report that there have been zero fatalities within Midlothian during the 2024/25 FY.

During Q4 2024/25, there have been 28 people Seriously Injured, reflecting a -35% decrease (15 fewer incidents) on same period last year.

During Q4 2024/25 the number of Children Seriously Injured was 5, representing a 25% increase (1 more) than the previous year.

## OFFICIAL

Throughout Q4 2024/25, Midlothian officers have increased the number of static speed check deployments throughout Midlothian reflected by a 73.3% increase on the detection rate for Speeding offences compared with the 5-year average, as well as high visibility patrols targeting ASB involving off-road motorbikes resulting in a 14% increase in detection rate compared to the 5-year average. Where operational demand permitted pro-active vehicle stop type deployments resulted in a further:

- 2 arrests for Drink Driving offences
- 2 vehicles seized for being driven without valid insurance

<p>Representation.</p> <p><b>UK terror threat levels</b></p> <p>(as of February 9 2022)</p>  <p>PA graphic. Source: Joint Terrorism Analysis Centre</p>	<p>The UK National Threat Level is</p> <p><b>SUBSTANTIAL: an attack is likely.</b></p> <p>On Wednesday, 9 February 2022, the Home Secretary announced that the UK's Terrorist Threat Level has been lowered from Severe to Substantial.</p> <p>Assistant Chief Constable Mark Williams said: "At this time there is nothing to suggest that there is any specific threat to Scotland. However, I would remind the people of Scotland that they should remain vigilant and report any suspicious activity to Police Scotland."</p>
--	---

Midlothian continue to work closely with partner agencies to actively target "County Lines" nominals that use Midlothian as a base to distribute drugs throughout our community.

Our Counter Terrorism officers recently circulated Staying safe during a weapons of firearms attack on Stay Safe – Weapons and firearms attack | ProtectUK which is sent regularly via Mult Agency and WLC Contest Groups.

**OFFICIAL**

Complaints	Executive Summary
------------	-------------------

Total Complaint Cases Received			Total Number of Allegations Received		
YTD	LYTD	% CHANGE	YTD	LYTD	% CHANGE
98	103	-4.9%	161	193	-16.6%

The breakdown above details the total number of Complaints about the Police, received in relation to the Midlothian area command as at 31<sup>st</sup> March.

The breakdown below provides further detail on the Allegation Category and Type. As can be seen there has been a 4.9% decrease in the overall number of Complaints about the Police when comparing LYTD and YTD.

Area	Allegation Category and Type	LYTD	YTD	% change
<b>Midlothian Council</b>	<b>On Duty - TOTAL</b>	106	115	+8.5
	Assault	5	11	+120
	Discriminatory Behaviour	2	2	x
	Excessive Force	8	8	x
	Incivility	23	20	-13.0
	Irregularity in Procedure	64	57	-10.9
	Neglect of Duty	0	5	x
	Oppressive Conduct/Harassment	0	1	x
	Other – Criminal	1	3	+200.0%
	Other - Non Criminal	1	1	x
	Traffic Irregularity/Offence	2	1	-50.0%
	Unlawful/Unnecessary Arrest or Detention	0	4	x
	<b>Quality Of Service - TOTAL</b>	87	46	-47.1%
	Policy/Procedure	15	11	-26.7%
	Service Delivery	33	14	-57.6%
	Service Outcome	39	21	-46.2%

## Midlothian CAT team – Q4 Update

### Activities

- **High Visibility Patrolling: *the provision of community support and reassurance by undertaking high visibility vehicle, foot and cycle patrols focusing on identified antisocial behaviour issues.***

During Q4 MCAT officers maintained their focus on high visibility proactive policing, conducting mobile and foot patrols throughout the county. Focus was given to areas identified as having a higher density of incidents, namely Dalkeith Town Centre and Straiton Retail Park. Numerous antisocial behaviour and acquisitive offences were identified and reported throughout this deployment.

Quad bike patrols were conducted in the Pentlands and divisional farms with a focus on rural and livestock crime awareness. Positive engagement was conducted with farmers, visitors and dog walkers in these areas to provide crime prevention advice and community reassurance.

MCAT continue to provide reassurance to our minority groups in the area also, regularly visiting and conducting hi vis patrols of local mosques and refugee accommodation.

- **Recidivist Offenders: *intelligence led focus on individuals known to engage in antisocial behaviour, drugs use/supply and persistent alcohol abuse, with specific attention being given to persons subject to ASBOs and judicial bails (including curfews).***

During Q4 MDA and GE search warrants were executed at 10 addresses throughout the county.

This resulted in seizure of Class A and B Controlled substances, including cannabis, Cocaine, and Amphetamine.

In addition, over £9,000 in cash was seized as being linked to crime.

These warrant executions resulted in supply and possession charges libelled and disruption of drugs supply in the area.

Q4 saw MCAT officers continuing to develop and progress intelligence, both through analysis of incoming intelligence and proactive gathering of information. This intelligence analysis and progression remains a key focus of MCATs activities with a view to craving and executing warrants to combat criminal activity in the county.

MCAT retains their focus on those individuals wanted on warrant with forty-one total warrant arrests enforced throughout Q4.

Several nominals remain on G4s monitored electronic tag. MCAT consults with G4S in the monitoring of these individuals and submits reports in relation to any breaches identified.

**OFFICIAL**

Bail checks continued with a total of 128 compliant checks made and twenty-nine occasions when breaches of bail were detected, resulting in the offenders being reported accordingly for breaching bail curfews.

Bail Curfew Check - Complaint	128
Bail Curfew Check – Bail Breached	29
Arrest on warrant	41
Search Person MDA Positive	3
Search Person MDA Negative	0
Search Property MDA Positive	10
Search Property MDA Negative	1
Search Weapons Positive	0
Search Weapons Negative	0
Search Stolen Property Positive	0
Search Stolen Property Negative	0

- **Youth Engagement: actively engage with youths and foster a positive image of the police and their local communities. Function as primary first responders to youth calls, disrupt antisocial behaviour and enforce appropriate legislation firmly but fairly. Maximise alcohol seizures. Engage with partners and CBO colleagues to identify appropriate support and diversionary activities.**

During Q4, MCAT attended thirty-six youth incidents across Midlothian. This number is a significant drop from Q3 however this is expected due to time of year/season.

MCAT deployed in varying diverse ways throughout Q4, including plain clothes as a way of tackling specific problem areas and dispersal of youths from hot spots.

Most calls continue to relate to the same groups of individuals, and because of the previous positive engagement MCAT are aware of the problem groups.

MCAT also continues to consult with school link officers to educate and assist with combatting youth ASB.



**OFFICIAL**

The new “warning letter” system implemented in Q2/3 is deemed to be successful with the innovative approach having the desired effect on calls received and will remain in place should the problem arise again.

MCAT continues to stop and engage with groups of youths and have a positive relationship with most they encounter. On the occasion where crime is identified VPD’s have been submitted as appropriate

Youth Calls Attended	36
Alcohol Seizures	0
Children At Risk VPDs Submitted	4

- **Licensed Premises: monitor *licensed premises activity and function as first responders to antisocial behavior related incidents whenever possible.***

Most licensed premise checks took place at weekends in Q4, with licensees being spoken to and the ensuring of appropriate staffing and measures being taken to run without issue.

MCAT continues to work closely with CAP (Community Alcohol Partnership) and are again looking to implement future initiatives with them to tackle underage drinking and licensing offences.

All Midlothian Licensed premises continue to be monitored by MCAT officers with random visits conducted regularly. Very few issues have been identified.

LP Visit Public House	16
LP Visit Off Sales	8

- **Support Partners & Colleagues: engage *with community partners to work together towards the vision and promote joint patrolling. Support divisional colleagues by acting as first responders to antisocial behaviour related incidents that occur in real time whenever possible. Instigate and contribute to operations and initiatives linked to the core vision.***

The clever work conducted by MCAT is at times difficult to measure given the pro-active approach taken by officers. Often stopping incidents before they happen or preventing them from developing into something worse. Because MCAT officers know who/when/where problems occur, they are often placed perfectly when issues develop and stop them at source.

## OFFICIAL

This approach alleviates pressure on frontline response officers, prevents calls to SFRS / SAS and Midlothian council call-out services.

MCAT deploys for any local events, including football matches, and in Q4 no issues were identified because of their attendance.

MCAT continues to support LRT to tackle ASB on buses and provide support to our partner agencies and maintain positive engagement with those encountered.

Joint Activity NHS/SAS	0
Joint Activity Local Council	8
Joint Activity SFRS	0
Joint Activity Public Event	9

- **Road Safety: tackle *antisocial vehicle use, giving specific attention to inconsiderate vehicle use on the Midlothian road network and the illegal use of off-road motorcycles. Maximise the appropriate use of ASBO warnings and vehicle seizures.***

Static road checks are a staple in MCATs diary - we continue to run these as often as is practical and will continue to do so as we enter the summer months. All wards of Midlothian benefit from this action.

During Q4 12 static road checks were conducted with corrective advice given and several vehicles seized through driving with no insurance.

MCAT officers continued to conduct high visibility patrols regarding off-road motorbikes under Op Julep, as well as carrying out proactive vehicle stops on a regular basis.

In total throughout Q4 3 individuals were arrested by MCAT officers for drink driving and two for drug driving. Reports were submitted in relation to these offences.

Due to complaints from locals and direct requests from council officials, Speed Gun Checks were conducted in several wards. A multitude of vehicles were stopped and provided with corrective advice regarding their driving with further checks planned.

MCAT continues to maintain a presence at various locations across the county known to attract boy racers each weekend. This provides an opportunity for positive engagement and the checking of vehicles to ensure legality and road worthiness.

Static Road Checks	12
Fixed Penalty Tickets (RTA only)	3

**OFFICIAL**

Section 165 Seizures	2
Breath Tests Negative (pass)	9
Breath Tests Positive (fail)	2
S5A Drug Wipe Negative (pass)	1
S5A Drug Wipe Positive (fail)	0
ASBO Warnings	0
ASBO Seizures	0

- **Other Incidents and Arrests of Note**

Operation RAC has been continued to tackle acquisitive crime. MCAT saw significant arrests made with recidivist offenders being charged with over 27 crimes of dishonesty.

MCAT officers always provide support to frontline policing across the county and have been involved in the search for and tracing of several high-risk missing persons, relieving pressure on frontline and reducing community impact. MCAT also continues to assist in the search for high-risk domestic offenders and have made multiple arrests and reports as a result.

MCAT also investigated several incidents of intercepted packages containing Class B drugs being imported into the UK which were due for delivery to Midlothian. Search warrants for these addresses have been executed and the offenders reported to the procurator fiscal.

MCAT investigated an incident investigated an allegation of sexual assault from an older male against a young female. The suspect was identified and charged with the offence and through the utilisation of special legislation, the suspect was charged with x2 similar other offences against other young victims.

MCAT also investigated an incident involving drugs and stolen property being circulated around Midlothian. This resulted in extensive enquiries being carried out across the whole country and through their perseverance, the suspect was identified, traced and given a prison sentence for his involvement in criminality.

- **Planned Activity**

MCAT are planning an operation involving air support to tackle the use of off-road motorbikes across the entire county. This will see the deployment of Drones, dog handlers and uniformed/non-uniformed officers.

Further static road checks and speed gun checks are planned for the summer months to tackle issues raised in the local community. This will also form part of the winter drink drive campaign.

## OFFICIAL

During January 2025 MCAT officers will continue to operate in a Plain Clothes capacity, targeting anti-social behavior and drug misuse throughout Midlothian.

Following the success of Q1 2024s community outreach initiative with local nurseries MCAT is developing plans to repeat and expand this by contacting local primary schools. The intention is to conduct engagement visits again utilising the police quad bikes and deliver inputs to primaries 1-3 in each location about the police and road safety to positively engage with the county's youth at an early stage. Meetings will be arranged with each potential site to discuss requirements and planning with a view to conducting the initiative in Q1 2025.

The "it'll cost you" initiative run in Q3 will be repeated in conjunction with our partners in late early Q1 with a view to continuing this as an ongoing initiative throughout the year.

Q4 also saw MCAT deliver "Make Your House Safe" information to all new homeowners buying new builds in Midlothian. This saw MCAT collaborate with builders/sellers and have them issue the information at point of sale.

Continuing from MCAT's excellent results in Q3 an initiative is planned to focus specifically on apprehending those individuals who are wanted on warrant, reducing the number outstanding and securing the prosecution of recidivist offenders.

## Lothian and Scottish Borders Divisional Crime Overview

Lothian and Scottish Borders Division	5 Year Average	Q4 2024/25	% Change against 5-year average	Detection Rates 2024/25
<b>GROUP 1: NON-SEXUAL CRIMES OF VIOLENCE</b>	<b>5,732.4</b>	<b>6,080</b>	<b>6.1%</b>	<b>60.4%</b>
Murder (excluding culpable homicide at common law)	3.0	5	66.7%	100.0%
Culpable homicide (at common law)	0.6	1	66.7%	100.0%
Culpable Homicide (other)	4.2	10	138.1%	100.0%
Attempted Murder	18.6	18	-3.2%	100.0%
Serious Assault (of an emergency worker)	-	1	-	100.0%
Serious Assault (Incl. FGM, culpable & reckless conduct – causing injury)	261.6	235	-10.2%	77.0%
Common Assault (of an emergency worker)	430.0	430	-	99.1%
Common Assault	4,433.6	4,621	4.2%	56.9%
Robbery (including assault with intent to rob)	98.6	116	17.6%	65.5%
Domestic Abuse (of male)	4.4	14	218.2%	64.3%
Domestic Abuse (of female)	133.0	225	69.2%	64.0%
Stalking	93.4	106	13.5%	72.6%
Cruel & Unnatural treatment of children	66.4	78	17.5%	92.3%
Threats and extortion	144.4	175	21.2%	5.1%
Other group 1 crimes	40.6	45	10.8%	37.8%
<b>GROUP 2: SEXUAL CRIMES</b>	<b>1,193.2</b>	<b>1,376</b>	<b>15.3%</b>	<b>54.1%</b>
Rape	209.8	309	47.3%	45.6%
Attempted Rape	8.4	31	269.0%	19.4%
Sexual assault	437.4	443	1.3%	55.3%
Crimes associated with prostitution	1.2	1	-16.7%	100.0%
Indecent photos of children	64.8	97	49.7%	88.7%
Communicating indecently	111.4	83	-25.5%	72.3%
Causing to view sexual activity or images	172.0	199	15.7%	53.3%
Threatening or Disclosure of intimate image	83.6	90	7.7%	43.3%
Other Group 2 crimes	104.6	123	17.6%	49.6%
<b>GROUP 3: CRIMES OF DISHONESTY</b>	<b>8,268.8</b>	<b>8,867</b>	<b>7.2%</b>	<b>30.5%</b>
Housebreaking (incl. attempts) - dwelling house	386.6	350	-9.5%	30.0%
Housebreaking (incl. attempts) - non dwelling	250.2	162	-35.3%	10.5%
Housebreaking (incl. attempts) - other premises	283.4	232	-18.1%	28.0%
Opening Lockfast Places - Motor Vehicle	173.0	160	-7.5%	18.1%
Theft of a motor vehicle	431.2	465	7.8%	35.7%
Theft from a Motor Vehicle (Insecure etc.)	375.4	270	-28.1%	18.5%
Attempt theft of motor vehicle	34.2	55	60.8%	23.6%
Opening Lockfast Places - NOT Motor Vehicle	138.8	152	9.5%	16.4%
Common theft	2,298.4	1,903	-17.2%	17.7%
Theft by shoplifting	2,138.6	3,477	62.6%	44.4%
Fraud	1,2440.0	1,228	-1.3%	15.0%

**OFFICIAL**

Other Group 3 Crimes	516.0	413	-20.0%	42.4%
<b>GROUP 4: DAMAGE AND RECKLESS BEHAVIOUR</b>	<b>3,972.8</b>	<b>3,635</b>	<b>-8.5%</b>	<b>27.4%</b>
Fire-raising	243.0	274	12.8%	23.0%
Vandalism (including reckless damage etc)	3,447.2	3,128	-9.3%	25.4%
Reckless conduct (with firearms)	4.2	2	-52.4%	100.0%
Culpable and reckless conduct (not with firearms)	261.6	211	-19.3%	64.9%
Other Group 4 Crimes	16.8	20	19.0%	10.0%
<b>GROUP 5: CRIMES AGAINST SOCIETY</b>	<b>4,124.6</b>	<b>4,336</b>	<b>5.1%</b>	<b>93.0%</b>
Possession firearm/offensive weapon/knife in prison (not used in crime)	24.0	17	-29.2%	82.4%
Possession offensive weapon/knife in school (not used in crime)	11.4	11	-3.5%	90.9%
Possession offensive weapon/knife in a private place (not used in crime)	7.6	39	413.2%	110.3%
Possession of a corrosive substance (not used in crime)	-	-	-	-
Other possession of offensive weapon/knife (not used in crime)	277.2	260	-6.2%	87.3%
Possession firearm/offensive weapon/knife in prison (used in criminal activity)	5.2	15	188.5%	73.3%
Possession offensive weapon/knife in school (used in criminal activity)	3.8	7	84.2%	85.7%
Possession offensive weapon/knife in a private place (used in criminal activity)	3.8	6	57.9%	100.0%
Possession of corrosive substance (used in criminal activity)	0.4	-	-	-
Other possession of offensive weapon/knife NEC (used in criminal activity)	241.2	401	66.3%	65.3%
Production, manufacture or cultivation of drugs	51.8	34	-34.4%	102.9%
Supply of drugs (incl possession with intent)	178.0	236	32.6%	95.3%
Bringing drugs into prison	21.0	59	181.0%	33.9%
Other drugs offences (incl. importation)	10.0	20	100.0%	80.0%
Possession of drugs	1,562.4	1,234	-21.0%	100.3%
Offences relating to serious and organised crime	4.0	17	325.0%	82.4%
Bail offences (other than absconding)	957.2	1,065	11.3%	96.5%
Other crimes against public justice	750.2	891	18.8%	96.2%
Other crimes against society	15.4	24	55.8%	87.5%
<b>GROUP 6: ANTISOCIAL OFFENCES</b>	<b>3,892.8</b>	<b>3,732</b>	<b>-4.1%</b>	<b>74.1%</b>
Breach of the Peace	102.2	133	30.1%	92.5%
Threatening & abusive behaviour	3,485.6	3,345	-4.0%	72.1%
Hate aggravated conduct (incl stirring up hatred)	118.0	141	19.5%	86.5%
Drunk and incapable	29.8	16	-46.3%	100.0%
Consume alcohol in designated place (local byelaws)	24.8	23	-7.3%	100.0%
Other alcohol related offences	34.2	27	-21.1%	100.0%
Urinating	98.2	47	-52.1%	91.5%
<b>GROUP 7: MISCELLANEOUS OFFENCES</b>	<b>1,296.8</b>	<b>1,394</b>	<b>7.5%</b>	<b>56.7%</b>

**OFFICIAL**

Wildlife offences	41.4	28	-32.4%	28.6%
Offences involved animals (not wildlife)	119.4	118	-1.2%	55.9%
Community and public order offences	897.8	1,070	19.2%	52.7%
Environmental offences	31.0	23	-25.8%	82.6%
Licensing offences	116.2	85	-26.9%	85.9%
Other misc. offences	91.0	70	-23.1%	87.1%
<b>GROUP 8: ROAD TRAFFIC OFFENCES</b>	<b>7,409.0</b>	<b>7,326</b>	<b>-1.1%</b>	<b>81.5%</b>
Dangerous driving offences	255.2	268	5.0%	76.1%
Driving carelessly	659.6	643	-2.5%	85.5%
Driving under the influence	554.8	598	7.8%	102.5%
Speeding offences	433.2	187	-56.8%	100.0%
Seatbelt offences	128.4	114	-11.2%	100.0%
Mobile phone offences	157.2	184	17.0%	98.9%
Unlawful use of a motor vehicle	2,787.2	2,545	-8.7%	99.3%
Vehicle defect offences	224.4	372	67.3%	99.5%
Driver's neglect of traffic directions (NOT pedestrian crossings)	447.4	374	-16.4%	90.9%
Road traffic offences (involving bicycle/tricycle)	9.0	4	-55.6%	75.0%
Other Group 8 offences	1,754.6	2,037	16.1%	43.3%

## Midlothian Recorded Crime Overview

Midlothian	5 Year Average	Q4 2024/25	% change against 5-year average	Detection Rates 2024/25
<b>GROUP 1: NON-SEXUAL CRIMES OF VIOLENCE</b>	<b>1019.8</b>	<b>1115</b>	<b>9.3%</b>	<b>63.9%</b>
Murder (excluding culpable homicide at common law)	0.6	-	-100.0	-
Culpable homicide (at common law)			0.0	
Culpable Homicide (other)	0.4	1	150.0%	100.0%
Attempted Murder	2.4	5	108.3%	40.0%
Serious Assault (Incl. FGM, culpable & reckless conduct – causing injury)	45.6	45	-1.3%	82.2%
Common Assault (of an emergency worker)	74.0	63	-14.9%	100.0%
Common Assault	784.4	857	9.3%	61.8%
Robbery (including assault with intent to rob)	18.8	25	33.0%	72.0%
Domestic Abuse (of male)	1.0	3	200.0%	66.7%
Domestic Abuse (of female)	23.0	48	108.7%	68.8%
Stalking	14.2	22	54.9%	63.6%
Cruel & Unnatural treatment of children	22.2	13	-41.4%	69.2%
Threats and extortion	25.4	28	10.2%	-
Other group 1 crimes	7.8	5	-35.9%	80.0%
<b>GROUP 2: SEXUAL CRIMES</b>	<b>214.4</b>	<b>303</b>	<b>41.3%</b>	<b>56.8%</b>
Rape	34.8	79	127.0%	54.4%
Attempted Rape	0.4	4	900.0%	50.0%
Sexual assault	80.0	96	20.0%	61.5%
Crimes associated with prostitution	0.2		-100.0%	-
Indecent photos of children	11.8	18	52.5%	83.3%
Communicating indecently	23.6	17	-28.0%	41.2%
Causing to view sexual activity or images	30.0	36	20.0%	58.3%
Threatening or Disclosure of intimate image	17.2	23	33.7%	47.8%
Other Group 2 crimes	16.4	30	82.9%	46.7%
<b>GROUP 3: CRIMES OF DISHONESTY</b>	<b>1721.8</b>	<b>2031</b>	<b>18%</b>	<b>34%</b>
Housebreaking (incl. attempts) - dwelling house	82.2	72	-12.4%	38.9%
Housebreaking (incl. attempts) - non dwelling	86.2	52	-39.7%	17.3%
Housebreaking (incl. attempts) - other premises	50.8	32	-37.0%	50.0%
Opening Lockfast Places - Motor Vehicle	29.6	35	18.2%	22.9%
Theft of a motor vehicle	92.6	101	9.1%	33.7%
Theft from a Motor Vehicle (Insecure etc.)	61.0	61	0.0	27.9%
Attempt theft of motor vehicle	6.2	11	77.4%	27.3%
Opening Lockfast Places - NOT Motor Vehicle	28.0	20	-28.6%	25.0%
Common theft	400.6	389	-2.9%	17.5%
Theft by shoplifting	555.0	875	57.7%	47.2%
Fraud	221.0	266	20.4%	17.3%
Other Group 3 Crimes	108.6	117	7.7%	37.6%



**OFFICIAL**

<b>GROUP 4: DAMAGE AND RECKLESS BEHAVIOUR</b>	<b>757</b>	<b>688</b>	<b>-9.1%</b>	<b>29.1%</b>
Fire-raising	45.8	53	15.7%	34.0%
Vandalism (including reckless damage etc)	644.6	593	-8.0%	26.5%
Reckless conduct (with firearms)	0.4	1	150.0%	100.0%
Culpable and reckless conduct (not with firearms)	61.2	36	-41.2%	66.7%
Other Group 4 Crimes	5.0	5	0.0	-
<b>GROUP 5: CRIMES AGAINST SOCIETY</b>	<b>827.8</b>	<b>816</b>	<b>-1.4%</b>	<b>93.1%</b>
Possession firearm/offensive weapon/knife in prison (not used in crime)	0.2		-100.0	-
Possession offensive weapon/knife in school (not used in crime)	3.6	5	38.9%	80.0%
Possession offensive weapon/knife in a private place (not used in crime)	2.0	9	350.0%	88.9%
Possession of a corrosive substance (not used in crime)			0.0	-
Other possession of offensive weapon/knife (not used in crime)	49.4	39	-21.1%	76.9%
Possession firearm/offensive weapon/knife in prison (used in criminal activity)	0.2		-100.0	-
Possession offensive weapon/knife in school (used in criminal activity)	0.4	3	650.0%	100.0%
Possession offensive weapon/knife in a private place (used in criminal activity)	0.6		-100.0	-
Possession of corrosive substance (used in criminal activity)	0.2		-100.0	-
Other possession of offensive weapon/knife NEC (used in criminal activity)	39.6	77	94.4%	64.9%
Production, manufacture or cultivation of drugs	9.6	4	-58.3%	50.0%
Supply of drugs (incl possession with intent)	38.4	35	-8.9%	100.0%
Bringing drugs into prison			0.0	-
Other drugs offences (incl. importation)	1.2	7	483.3%	100.0%
Possession of drugs	313.6	230	-26.7%	102.6%
Offences relating to serious and organised crime	0.8	4	400.0%	100.0%
Bail offences (other than absconding)	217.4	226	4.0%	95.6%
Other crimes against public justice	149.8	171	14.2%	93.6%
Other crimes against society	0.8	6	650.0%	83.3%
<b>GROUP 6: ANTISOCIAL OFFENCES</b>	<b>726.8</b>	<b>682</b>	<b>-6.2%</b>	<b>76.5%</b>
Breach of the Peace	19.8	28	41.4%	96.4%
Threatening & abusive behaviour	657.8	610	-7.3%	74.9%
Hate aggravated conduct (incl stirring up hatred)	14.4	20	38.9%	80.0%
Drunk and incapable	4.4	3	-31.8%	100.0%
Consume alcohol in designated place (local byelaws)	8.0	3	-62.5%	100.0%
Other alcohol related offences	9.0	8	-11.1%	100.0%
Urinating	13.4	10	-25.4%	80.0%
<b>GROUP 7: MISCELLANEOUS OFFENCES</b>	<b>242.8</b>	<b>262</b>	<b>7.9%</b>	<b>54.2%</b>
Wildlife offences	4.6	1	-78.3%	-

**OFFICIAL**

Offences involved animals (not wildlife)	23.2	23	-0.9%	65.2%
Community and public order offences	178.8	222	24.2%	50.0%
Environmental offences	9.4	2	-78.7%	100.0%
Licensing offences	25.0	11	-56.0%	100.0%
Other misc. offences	1.8	3	66.7%	100.0%
<b>GROUP 8: ROAD TRAFFIC OFFENCES</b>	<b>1427.6</b>	<b>1764</b>	<b>23.6%</b>	<b>82.9%</b>
Dangerous driving offences	57.6	69	19.8%	66.7%
Driving carelessly	136.0	131	-3.7%	82.4%
Driving under the influence	125.8	152	20.8%	103.3%
Speeding offences	45.0	78	73.3%	100.0%
Seatbelt offences	22.8	46	101.8%	100.0%
Mobile phone offences	37.6	85	126.1%	98.8%
Unlawful use of a motor vehicle	512.2	617	20.5%	98.5%
Vehicle defect offences	56.2	121	115.3%	99.2%
Driver's neglect of traffic directions (NOT pedestrian crossings)	60.2	34	-43.5%	97.1%
Road traffic offences (involving bicycle/tricycle)	1.4	1	-28.6%	100.0%
Other Group 8 offences	372.8	430	15.3%	42.3%