



The fi

The Scottish government publishes official statistics each year which allow for comparisons to be made over longer periods of time.

CONTENTS	PAGE
1 Introduction	3
2 Performance Summary	4
3 Progress on local fire & rescue plan priorities	5
<i>Local Risk Management and Preparedness</i>	6
<i>All deliberate primary fires</i>	7
<i>All fire casualties (fatal & non-fatal (incl. p/c's))</i>	8
<i>All deliberate fires excl. dwellings</i>	9
<i>Special Service - RTCs</i>	10
<i>Special Service Casualties - All</i>	11
<i>False Alarm - UFAs</i>	12

Introduction

This performance report provides information on our prevention, protection and operational response activities within Midlothian for Quarter 4 of 2023-24 (1st January – 31st March 2024) including information on the year to date figures.

Performance Summary

We measure how well we are meeting our priorities using 6 key indicators, depicted below

Key performance indicator	Apr to (& incl.) Mar					RAG rating
	2019/20	2020/21	2021/22	2022/23	2023/24	YTD
All deliberate primary fires	42	36	36	52	53	▲
All fire casualties (fatal & non-fatal (incl. p/c's))	7	15	3	8	5	●
All deliberate fires excl. dwellings	208	173	176	274	224	●
Special Service - RTCs	28	12	22	30	22	●
Special Service Casualties - All	40	21	24	25	27	▲
False Alarm - UFAs	301	215	335	285	142	●

RAG rating - KEY

◆	RED DIAMOND	10% higher than the previous YTD period, or local target not achieved.
▲	YELLOW TRIANGLE	Up to 9% higher than the previous YTD period, or local target not achieved.
●	GREEN CIRCLE	Equal to or improved upon the previous equivalent quarter (or YTD period), or local target achieved.

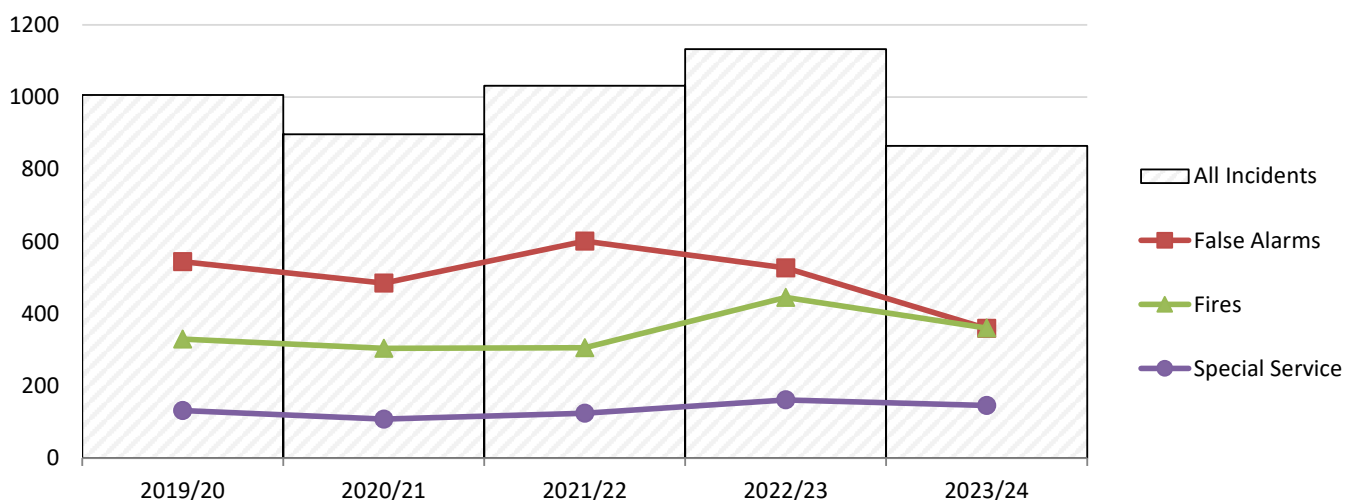
Note

Quarterly comparison RAG Rating = the reporting period compared to the average of the three previous quarterly reporting periods.
Year to Date RAG Rating = the cumulative total of all quarterly performance in current year compared to cumulative total of all quarterly performance in previous year.

Incident Overview

Year to date (1st January 2024 – 31st March 2024), the SFRS, responded to 137 incidents in the Midlothian area, which is an increase of 30 incidents compared with the same reporting period last year.

The chart below illustrates incidents YTD attended within Midlothian council over the last 5 fiscal years



Progress on local fire & rescue plan priorities
Local Risk Management and Preparedness
<p>The Service must identify, prioritise and plan to meet the risks in each local community.</p> <p>We said we would:</p> <ul style="list-style-type: none"> • train our staff to deal with our local risks • gather and analyse risk information • work with partners to mitigate risks • deal with major events
<u>Train our staff to deal with our local risks</u>
<p>All of our operational staff undertake routine and risk specific skill acquisition and maintenance training.</p>
<u>Gather and analyse risk information</u>
<p>All of our operational staff gather and analyse local risk information and operational intelligence, used in our preparations to resolve incidents.</p> <p>We conduct Post Incident Debriefs to identify any lessons that can be learned from our preparedness and response to emergency events.</p> <p>We use Urgent Operational Intelligence Briefings to inform our operational staff of any safety critical information.</p>
<u>Work with partners to mitigate risks</u>
<p>We continue to be an active member of the East Local Resilience Partnership.</p> <p>We share information with local authority partners and other key stakeholders (e.g. Police Scotland) to ensure emergency event risks are mitigated.</p>
<u>Deal with major events</u>
<p>There were no major fire events or significant emergency events in this reporting period.</p>

Reduction of 'All deliberate primary fires'

Primary fires can be described as any property such as a residential house or a commercial building, road vehicle, land involving trees or external structure (fencing, garages, garden huts etc). The SFRS is committed to keeping people safe in our communities. We share information with partners to make sure that we reduce the risk to members of the community as well as property. Reduction of deliberate primary fires contributes to The Single Midlothian Plan.

Results

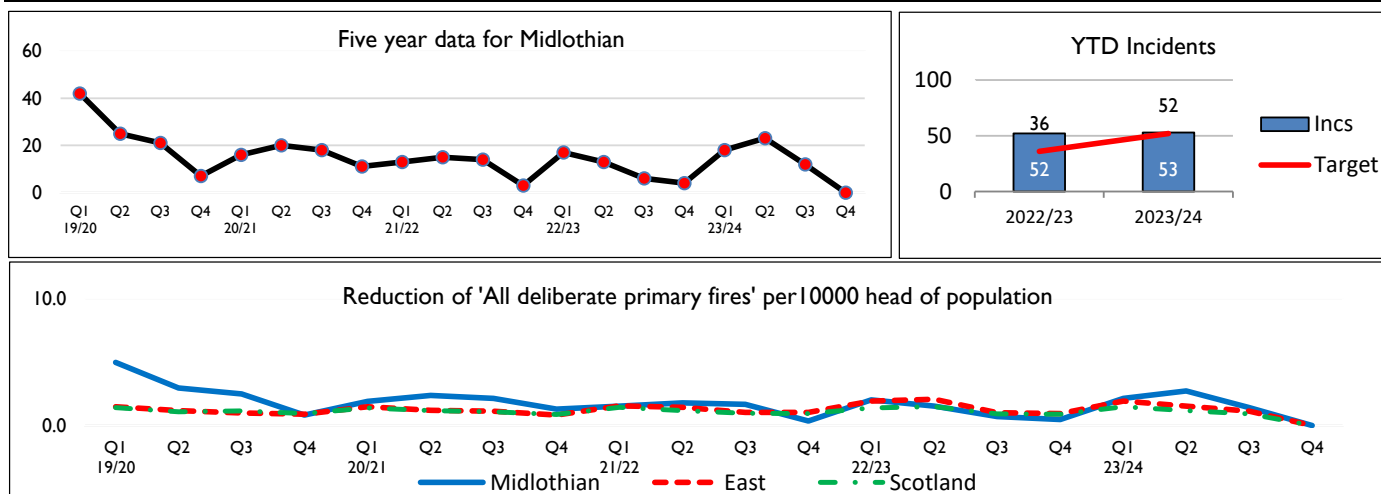
We aim to reduce deliberate Fires in Midlothian by contributing towards the SFRS target of 10% reduction per year, over a three-year rolling period. During this quarter, we responded to 12 deliberate Primary Fires, which is an increase of 9 incidents compared with the same period last year. The long-term trend based upon incidents/10,000 population shows the number of incidents in Midlothian is in line with Scottish and East Service Delivery Area trend lines.

Reasons

Of the 12 deliberate primary fires attended during the reporting period, 2 occurred in domestic dwellings, 3 in other building types, 5 vehicles were deliberately set alight and 5 were classed as other type of primary fires.

Actions

SFRS continue to work in partnership to educate and inform people about the dangers of fire. We routinely engage with schools and target areas where anti-social behaviour involving wilful fireraising is prevalent. Appendix I 'Midlothian Prevention Q4 Report' provides further details on our prevention activities. During the reporting period, SFRS conducted a total of 110 HFSV in Midlothian.



YTD ward ave. for Midlothian - 9	2019/20	2020/21	2021/22	2022/23	2023/24	Sparklines
Midlothian	42	36	36	52	53	
Penicuik	1	4	2	5	2	
Bonnyrigg	5	3	5	5	8	
Dalkeith	8	5	12	7	8	
Midlothian West	7	6	2	3	3	
Midlothian East	16	10	10	17	17	
Midlothian South	5	8	5	15	15	

Reduction of 'All fire casualties (fatal & non-fatal (incl. p/c's))'

Fire casualty and fatality rates provide an indication of the amount of serious, life-threatening injuries that occur due to fire. This can indicate not only the success of SFRS in reducing the number of life risk fires through community fire safety and similar activities, but also their success in response activity in saving lives.

Results

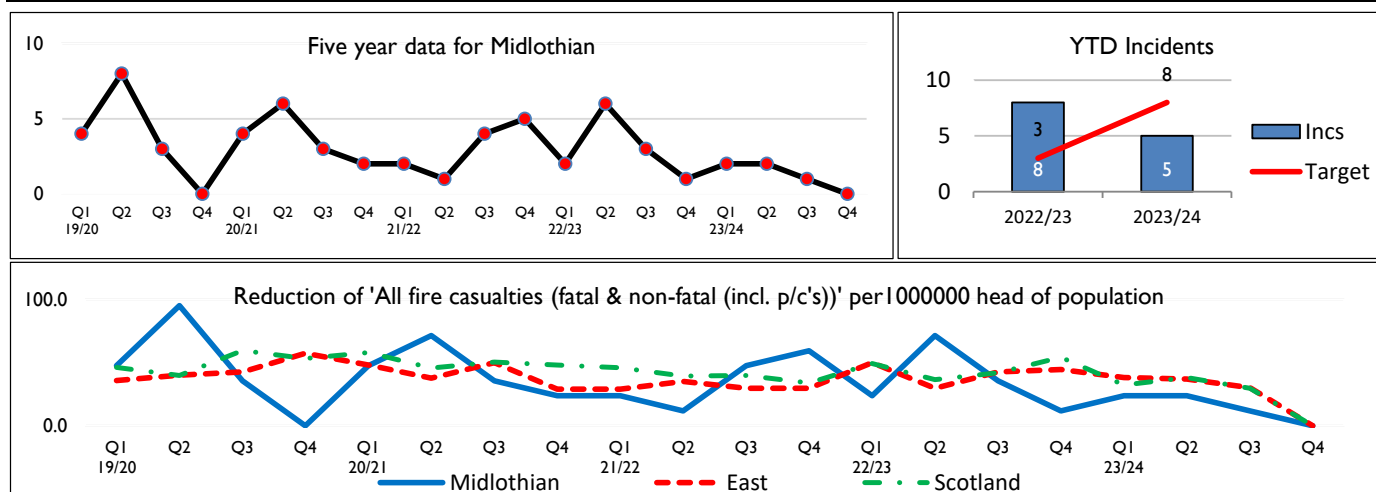
I am pleased to report there were no reported fire fatalities in the 3-month period. We aim to reduce Fire Casualties in Midlothian each per year, which contributes towards the SFRS target of reducing Fire Casualties by 5% per year, over a three-year rolling period. In this reporting period, the figures show an increase of 1 when compared with the same reporting period last year. The long-term trend based upon casualties/10,000 population shows Midlothian is performing below the Scottish average and East SDA average.

Reasons

Historically Midlothian has low numbers of casualties from fires and it is positive to note that this trend remains low.

Actions

We continue to work with our partners in Midlothian Council and seek opportunities with social work and NHS to target those most vulnerable and at risk from fire. Appendix I 'Midlothian Prevention & Protection Activities' provides further details on current activities.



YTD ward ave. for Midlothian - I	2019/20	2020/21	2021/22	2022/23	2023/24	Sparklines
Midlothian	7	15	3	8	5	
Penicuik	0	2	2	3	1	
Bonnyrigg	3	0	0	0	1	
Dalkeith	3	7	0	3	0	
Midlothian West	0	1	0	0	2	
Midlothian East	1	0	0	1	1	
Midlothian South	0	5	1	1	0	

Reduction of 'All deliberate fires excl. dwellings'

Historically deliberate fire setting has not been a significant problem for the SFRS in Midlothian, however recent years have shown a distinct increase in this activity and there is a close link between deliberate secondary fires and other forms of anti-social behaviour. In the main, deliberate fires are secondary fires categorised into refuse/bins, grassland or derelict buildings incidents. Reduction of Deliberate Fire Setting contributes to the Single Midlothian Plan.

Results

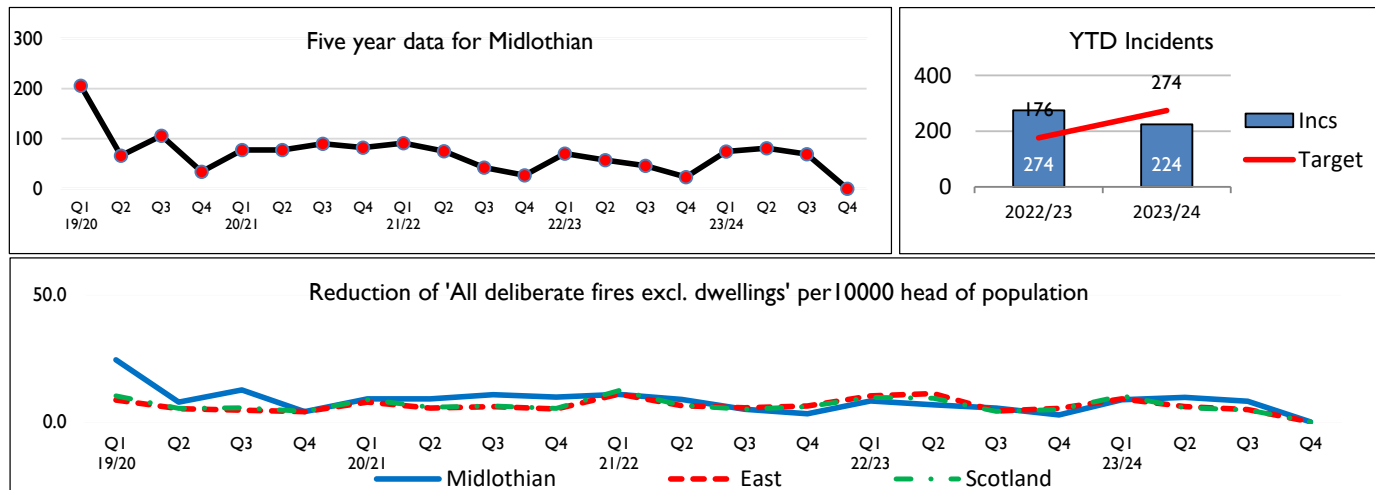
There were 46 deliberate fires within the reporting period. This is an increase of 16 for the same reporting period. The long-term trend based upon incidents/10,000 population shows Midlothian performing slightly above the Scottish and East Service Delivery Area trend line.

Reasons

Of the 46 deliberate fire incidents SFRS attended, many 'deliberate secondary fires' refuse/bins including wheelie and recycling bins and 4 incidents involved wilful fireraising of vehicle.

Actions

The SFRS continue to work with our Partners and any emerging themes are managed in Partnership with relevant intervention and prevention activities carried out. Various on-going preventative activities have been undertaken throughout the year targeting the issue of deliberate fire-raising. This includes various youth engagement events, thematic actions, information sharing/visits to schools and other partnership work.



YTD ward ave. for Midlothian - 37	2019/20	2020/21	2021/22	2022/23	2023/24	Sparklines
Midlothian	208	173	176	274	224	
Penicuik	8	13	10	21	26	
Bonnyrigg	26	32	23	26	41	
Dalkeith	40	32	34	52	30	
Midlothian West	28	26	19	26	30	
Midlothian East	70	39	58	92	45	
Midlothian South	36	31	32	57	52	

Reduction of 'Special Service - RTCs'

While much of this risk is out with the control of SFRS, responding to Non-Fire Emergencies such as Road Traffic Collisions is a key part of our intervention activities. The SFRS is committed to working with partners and other stakeholders to drive continuous improvement in this area. Reduction of Casualties from Non-Fire Emergencies contributes to the Single Midlothian Plan, number of people killed or seriously injured in road accidents.

Results

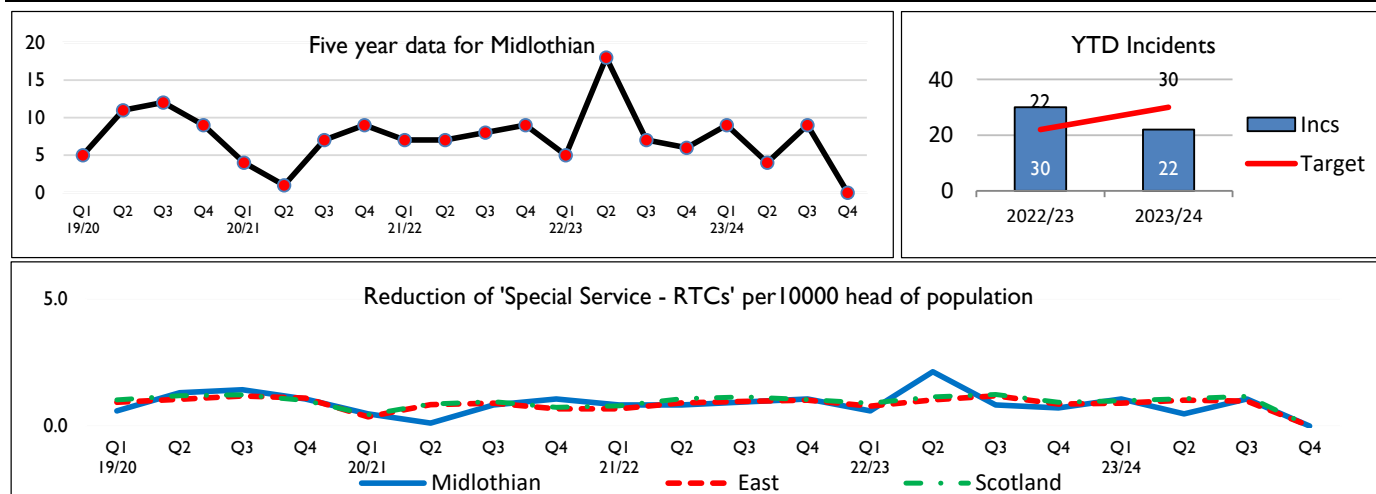
SFRS attended 10 Road Traffic Collisions during this period, this equates to 4% of the total number of incidents for the reporting period and an increase of 5 from the same reporting period from last year. Per 10,000 head of population, Midlothian is above the Scottish and East Service Delivery area trend lines.

Reasons

The SFRS only attend those RTC's they are requested to attend this number does not reflect the total number within Midlothian.

Actions

The SFRS is a member of a multi-agency approach to reducing Road Traffic Collision's and the associated casualties and fatalities. The continued delivery of Tomorrow's Driver programme targeting young people is an excellent partnership approach to reducing road traffic collisions.



YTD ward ave. for Midlothian - 4	2019/20	2020/21	2021/22	2022/23	2023/24	Sparklines
Midlothian	28	12	22	30	22	
Penicuik	9	3	2	4	3	
Bonnyrigg	1	0	2	3	1	
Dalkeith	3	1	4	9	3	
Midlothian West	5	4	7	5	6	
Midlothian East	7	3	4	7	5	
Midlothian South	3	1	3	2	4	

Reduction of 'Special Service Casualties - All'

While much of this risk is out with the control of SFRS, responding to Non-Fire Emergencies is a key part of our intervention activities. The SFRS is committed to working with partners and other stakeholders to drive continuous improvement in this area. Reduction of Casualties from Non-Fire Emergencies contributes to the Single Midlothian Plan.

Results

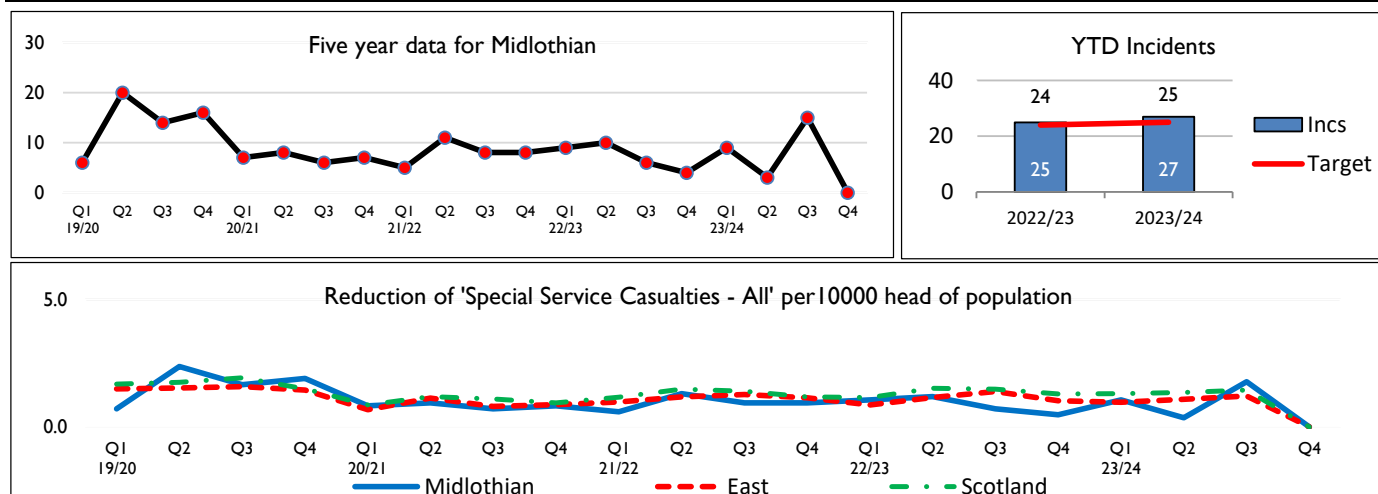
SFRS attended 35 Special Service incident types in the last quarter an increase of 5 incidents from the same reporting period last year. There were a total of 6 casualties. This is a increase of 4 special service casualties when compared with the same reporting period. Per 10,000 head of population, Midlothian is performing below the Scottish and in line with the East Service Delivery area trend lines.

Reasons

There were 2 fatal casualties from co-responding or assisting other agencies at incidents involving water, effecting entry and OCHA. This is an increase of 2 from the last reporting period.

Actions

The SFRS in Midlothian will continue to respond to the communities needs in terms of other non-fire emergencies with the overall objective of reducing casualty and fatality rates within Midlothian.



YTD ward ave. for Midlothian - 5	2019/20	2020/21	2021/22	2022/23	2023/24	Sparklines
Midlothian	40	21	24	25	27	
Penicuik	10	6	3	6	11	
Bonnyrigg	5	1	2	4	4	
Dalkeith	3	5	4	6	3	
Midlothian West	8	3	5	7	2	
Midlothian East	13	6	4	1	2	
Midlothian South	1	0	6	1	5	

Reduction of 'False Alarm - UFAs'

Unwanted Fire Alarm Signals (UFAS) are defined as incidents where an automated fire alarm system activates and results in the mobilisation of SFRS resources, when the reason for that alarm turns out to be connected with faulty or defective alarm equipment. The SFRS is committed to working with partners and other stakeholders to reduce Unwanted Fire Alarm Signals.

Results

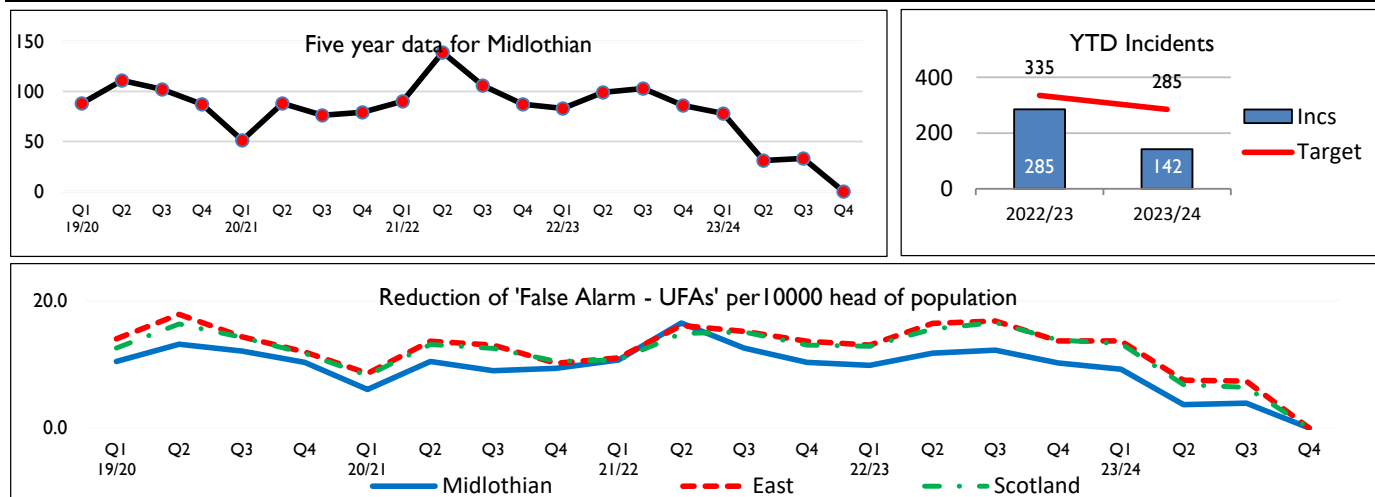
SFRS attended 36 False Alarm incidents during this reporting period, which is an increase of 6 incidents when compared to the same reporting period last year. Midlothian trend line is performing below the Scotland and the East delivery area trendline.

Reasons

During the reporting period, the main contributory factor that resulted in 21 False Alarms was attributed to equipment failure.

Actions

Our Fire Safety Enforcement Officers work closely with premises to reduce further incidents. This includes discussing technological, procedural and management solutions in order to prevent future Unwanted Fire Alarm Signals incident.



YTD ward ave. for Midlothian - 24	2019/20	2020/21	2021/22	2022/23	2023/24	Sparklines
Midlothian	301	215	335	285	142	
Penicuik	39	34	34	30	13	
Bonnyrigg	49	30	47	34	27	
Dalkeith	49	18	45	47	39	
Midlothian West	94	75	121	92	31	
Midlothian East	44	30	54	44	18	
Midlothian South	26	28	34	38	14	