

Notice of Meeting and Agenda



Police and Fire and Rescue Board

Venue: Council Chambers/Hybrid,
Midlothian House, Dalkeith, EH22 1DN

Date: Monday, 29 January 2024

Time: 14:00

Executive Director : Place

Contact:

Clerk Name: Democratic Services
Clerk Telephone:
Clerk Email: democratic.services@midlothian.gov.uk

Further Information:

This is a meeting which is open to members of the public.

Privacy notice: Please note that this meeting may be recorded. The recording may be publicly available following the meeting. If you would like to know how Midlothian Council collects, uses and shares your personal information, please visit our website: www.midlothian.gov.uk

1 Welcome, Introductions and Apologies

2 Order of Business

Including notice of new business submitted as urgent for consideration at the end of the meeting.

3 Declaration of Interest

Members should declare any financial and non-financial interests they have in the items of business for consideration, identifying the relevant agenda item and the nature of their interest.

4 Minute of Previous Meeting

- 4.1** Minute of meeting of 15 November 2023 submitted for approval 3 - 12

5 Public Reports

- 5.1** Police Scotland Midlothian Area Command – Policy Development and Scrutiny Panel Quarter 3 2023/24 13 - 50
- 5.2** Scottish Fire and Rescue Service Quarter 3 ML Performance Report 51 - 66
- 5.3** Protective Services Quarter 3 Report 2023/24 67 - 76

6 Private Reports

No items for discussion

7 Date of Next Meeting

The next meeting will be held on Monday 22 April 2024 at 11.00am.

Minute of Meeting

Police and Fire and Rescue Board
Monday 29 January 2024
Item No 4.1



Police and Fire and Rescue Board

Date	Time	Venue
Wednesday 15 November 2023	11.00am	Council Chambers/Hybrid

Present:

Councillor McKenzie (Chair)
Councillor Alexander
Councillor Curran (Attended virtually)
Councillor McEwan
Councillor Smail
Councillor Pottinger (Attended virtually)
Councillor McCall (Attended virtually)
Councillor Cassidy (entered 11.30, left 11.54)

In Attendance:

Midlothian Council	Derek Oliver, Chief Officer Place
	Lucy Roddie, Democratic Services Officer
	Hannah Forbes, Assistant Democratic Services Officer
Police Scotland	Alwyn Bell, Divisional Commander Chief Superintendent
	Jim Robertson, Chief Inspector
Scottish Fire and Rescue Service	Mark Landels, Group Commander

	Hilary Sangster, Area Commander
	Andrew Girrity, East of Scotland Head of Service Delivery

1. Welcome, Introductions and Apologies

The Chair, Councillor McKenzie, welcomed everyone to the meeting of the Police and Fire and Rescue Board, advising that this meeting was open to the public and would be webcast live.

Apologies for absence were received from David Morrison, Station Commander, Scottish Fire and Rescue Service.

2. Order of Business

The order of business was as set out in the Agenda previously circulated.

3. Declarations of interest

No declarations of interest were intimated at this stage of the proceedings.

4. Minute of Previous Meeting

The Minute of the Meeting held on 21 August 2023 was submitted. It was noted that the wrong date was recorded for the date of the next meeting, and this will be amended.

Councillor McEwan commented that he had requested that blue light incidents in relation to Schools be included in future reports from Police Scotland, but this had not been detailed in the Minute. Jim Robertson, Chief Inspector, confirmed this had been taken as an action.

The Minute of 21 August 2023 was approved as a correct record, subject to the amendment as detailed above. Moved by Councillor Smail, seconded by Councillor McEwan.

5. Public Reports

Agenda No.	Report Title	Presented by:
5.1	Introduction from Andrew Girrity, East of Scotland Head of Service Delivery	Scottish Fire and Rescue Service
Outline of report and summary of discussion		
<p>Andrew Girrity took the opportunity to give an introduction to the Board in his capacity as the new East of Scotland Head of Service Delivery. Andrew Girrity reiterated the Scottish Fire and Rescue Service's commitment to delivering first class service to Midlothian and highlighted the success of partnership working. Andrew Girrity noted that the Scottish Fire and Rescue Service's significant funding gap presented challenges. The Scottish Fire and Rescue Service (hereafter the Service) is taking a risk-based approach and ensuring resources are targeted appropriately.</p> <p>Andrew Girrity gave an update on plans to rebuild Dalkeith community fire station on or near the existing site, which had been allocated budget in the Service's</p>		

capital plan. Andrew Girrity reported on other Service priorities including investment in training and equipment, with over £10 million invested in the fleet in the last year and a half.

The Chair gave thanks to Andrew for the introduction and invited questions and comments from the Board.

Councillor McEwan extended his congratulations to the Service for their great work. He asked if the Service had any intention of expanding capacity via increasing fleet vehicles or constructing an additional fire station in the context of rapid population growth in Midlothian.

In response, Andrew Girrity commented that the Service had a detailed picture of community risk and current resource provision is assessed as appropriate, highlighting the strong performance of the Service in Midlothian. Andrew Girrity noted the challenges of adding stations in the current financial climate. Andrew Girrity commented that a growing population does not necessarily equate to increased risk, noting that new-build dwellings tend to be safer due to requirements to adhere to certain safety standards.

Councillor Alexander noted the importance of education in fire prevention and asked if the Service conducted outreach activities in educational settings. In response, Andrew Girrity confirmed that education and early intervention are considered key for prevention. The Service works collaboratively with Police Scotland and other relevant partners to mitigate antisocial behaviour, with dedicated resource available via community action teams.

Councillor Smail noted that new heat and smoke alarms are now mandatory in domestic properties, with associated installation costs for homeowners. Councillor Smail asked if the Service expected to see benefits, and whether there may be an increase in false alarms due to improved systems. In response, Andrew Girrity commented that the new alarms are considered a positive measure and will give early warning to occupiers, and the Service hopes to see decrease in fire fatalities as a result. Andrew Girrity commented that it may be possible that false alarms increase at first, but the Service expects this to level out as the new systems are embedded.

The Chair gave thanks to Andrew Girrity for the introduction.

Decision

The Board noted the update.

Agenda No.	Report Title	Presented by:
5.2	Scottish Fire and Rescue Service Operational Changes 2023-24	Scottish Fire and Rescue Service (SFRS)
Outline of report and summary of discussion		
Hilary Sangster, Area Commander, introduced the Scottish Fire and Rescue Service Operational Changes 2023-24 report. Hilary Sangster noted the financial pressures facing the service.		

In response to a question from Councillor McEwan, Hilary Sangster confirmed that dynamic support was in place between neighbouring services to ensure operational cover.

The Chair noted that individual stations may have access to specialised appliances and asked if individual stations support each other. Hilary Sangster confirmed that stations tend to specialise in certain areas and the intention is to maximise flexibility and work collaboratively.

The Chair thanked Hilary Sangster for the report.

Decision

The Board noted the contents of the report.

Agenda No.	Report Title	Presented by:
5.3	Local Fire Plan Review and Development	Scottish Fire and Rescue Service (SFRS)
Outline of report and summary of discussion		
Hilary Sangster reported that the Local Fire Plan Review and Development would be published following Service approval and thereafter circulated to the Police Fire and Rescue Board.		
Decision		
The Board noted the update.		

Agenda No.	Report Title	Presented by:
5.4	Protective Services Visual Q2	Derek Oliver, Chief Officer Place
Outline of report and summary of discussion		
Derek Oliver, Chief Officer Place, introduced the Protective Services Visual Q2 report and provided an update on the Protective Services functions which overlapped activities carried out by the Police and Fire and Rescue Services, highlighting the work which had been undertaken during the course of Quarter 2.		
The Chair thanked Derek Oliver for the report and opened it up to questions.		
Councillor Smail referenced the new approach to the enforcement of littering and asked if improvements were being noticed. Derek Oliver responded that behavioural change is apparent and a fuller report would be presented to the Business Transformation Steering Group.		
Councillor Curran asked if there was any update regarding the antisocial behaviour at Sheriffhall Park and Ride. Derek Oliver reported that cross-service initiatives were ongoing. Jim Robertson, Chief Inspector, further commented that the Community Action team were conducting regular patrols. In a joint initiative		

between the Council and Police Scotland, surveillance cameras had been installed and Automatic Number Plate Recognition (ANPR) systems are in use.

Councillor Alexander asked if Midlothian Council were considering introducing fines for on-pavement parking. Derek Oliver responded that new legislation was available for Local Authorities in relation to this and a full paper would be brought to a future meeting of Midlothian Council for consideration. Derek Oliver highlighted that displaced parking would be an issue if the Council decided to introduce fines for on-pavement parking.

Councillor McEwan asked who was responsible for prosecuting on-pavement parking. Derek Oliver drew the distinction between parking on the pavement and driving on the pavement. The Local Authority would be responsible for prosecuting parking on pavement, and Police Scotland for driving on the pavement.

Decision

The Board noted the contents of the report.

Agenda No.	Report Title	Presented by:
5.5	Police Scotland Midlothian Scrutiny Q2	Police Scotland

Outline of report and summary of discussion

Alwyn Bell, Divisional Commander Chief Superintendent, introduced the Police Scotland Midlothian Scrutiny Q2 report. Alwyn Bell noted that Police Scotland were facing a real-term funding cut, with a projected overspend of £19 million across the service.

Alwyn Bell reported that the current officer population stands at 16,600 with no further recruitment planned for 2023. As of Monday 19 October, Jo Farrell had taken up the position of Chief Constable.

Elected Members are encouraged to attend the regional scrutiny engagement session in November.

Alwyn Bell spoke about the service's operational focus on threat, harm and risk. Alwyn Bell reported an increase in housebreaking and car theft in Midlothian. A task force has been established in response with a number of specialist roles and enforcement activity planned.

Alwyn Bell reported that 2 individuals had been charged in connection with the production and supply of illicit diazepam in the Danderhall area. The seized drugs had an estimated street value in excess of £1 million.

Jim Robertson, Chief Inspector, highlighted the success of working in partnership with Police Scotland, Midlothian Council, SFRS and community groups.

Councillor McEwan gave his compliments to Police Scotland for their excellent work. Councillor McEwan expressed his concern that officer recruitment had been paused in the context of rapid population growth in Midlothian. In response, Alwyn Bell noted that Police Scotland recognises that the funding gap should not be

bridged by reducing officer numbers and Police Scotland were working hard to ensure the service is aligned to future demands.

In response to Councillor McEwan's query about how officer numbers are determined, Alwyn Bell reported that a range of factors were taken into consideration, including demand and crime types. Alwyn Bell reported that regional and national support was available from specialist divisions on an ongoing basis.

Councillor Alexander asked if crime had evolved with the availability of new technologies and the changing demographic of Midlothian, and if policing approaches had adapted in response. Jim Robertson noted the continually evolving nature of crime and reported that, overall, Police Scotland had seen an increase in cyber crime and fraud. Police Scotland works in collaboration with partners to adapt as necessary. Alwyn Bell spoke about the regionalisation of crime patterns. Police Scotland has established the East Fraud Hub to pool resources, promote best practice and prevent the duplication of effort. Regional services meet regularly in recognition of the cross-boundary nature of criminal activity.

Councillor Smail asked about Police Scotland attendance at community council meetings. Jim Robertson reported that Police Scotland attend community council meetings on a quarterly basis and would submit a written report in the absence of an officer.

Councillor Smail noted that a defibrillator in Bilston had recently been vandalised and wondered if policing activities were integrated with lower levels of digital output such as dashcams and doorbell camera footage. In response, Jim Robertson reported that Police Scotland had seen an increase in the availability of dashcam and doorbell camera footage and made use of this where required.

Councillor Curran asked if there was any reason for the reported decrease in bail curfew checks. Jim Robertson responded that the completion of bail curfew checks was linked to operational demand and cited the higher rate of attrition over the summer period due to annual leave.

The Chair asked if an increase in acquisitive crimes was to be expected in the context of the cost of living crisis. In response, Jim Robertson confirmed there had been an increase in acquisitive crimes and this could at least in part be attributed to the cost of living crisis.

The Chair noted the retrospective approach to community council involvement and asked if there was any scope to make this more proactive, for example, by raising awareness of seasonal crimes and associated preventative measures that members of the public could take. Jim Robertson confirmed this could be incorporated going forward.

Decision

The Board noted the contents of the report.

Agenda No.	Report Title	Presented by:
5.6	SFRS Q2 ML Performance Report	Scottish Fire and Rescue Service (SFRS)
Outline of report and summary of discussion		
<p>Mark Landels, Group Commander, introduced the report. The report provides information on the Scottish Fire and Rescue Service’s prevention, protection and operational response activities within Midlothian for Quarter 2 of 2022-23 (1 July – 30 September 2022) including information on the year to date figures.</p> <p>Mark Landels then gave an update on activity around Bonfire night. Across the East Service Delivery area, crews had attended 90 bonfires. 4 attacks had been made on crews in the East of Scotland. Nationally, 15 attacks had been made over a 7 day period, with 9 attacks on 5 November. Mark Landels commended the joint working with Police Scotland and Local Authorities in preventative work and planning.</p> <p>Mark Landels gave an update on Home Fire Safety Visits, noting that 104 visits had been undertaken in the reporting period. This service is continually promoted and is considered a cornerstone in fire prevention. Mark Landels highlighted the success of multi-agency working in the context of safeguarding.</p> <p>Mark Landels highlighted the success of a recent initiative to engage with pupils not in mainstream schooling and noted the positive impact this had on one particular individual.</p> <p>The Chair thanked Mark Landels for the report and opened it up to questions.</p> <p>Councillor McEwan commended the work of the Place directorate within Penicuik, noting that the road network had been altered to ensure sufficient access for the Scottish Fire and Rescue Service.</p> <p>Councillor Smail noted there had been an increase in deliberate fire raising, particularly in rural areas, and wondered if any measures were in place to address this. In response, Mark Landels reported that crews engage with individuals on arrival at incidents. Seasonal thematic action plans are in place, and the Service engages with young people in educational settings.</p> <p>Councillor Alexander enquired if the Service engaged with partnerships in relation to rural wilful fire raising. Mark Landels responded that he would take this matter away and provide a response offline.</p> <p>In response to a question from Councillor Smail, Mark Landels reported that there had been no noticeable increase in deliberate fire raising for insurance purposes in the context of the cost of living crisis.</p> <p>The Chair concluded by giving thanks to both Police Scotland and the Scottish Fire and Rescue Service on behalf of the communities throughout Midlothian.</p>		
Decision		
The Board noted the contents of the report.		

6. Private Reports

No private items for discussion

7. Date of Next Meeting

The next meeting would be held on Monday 29 January 2024 at 2.00pm.

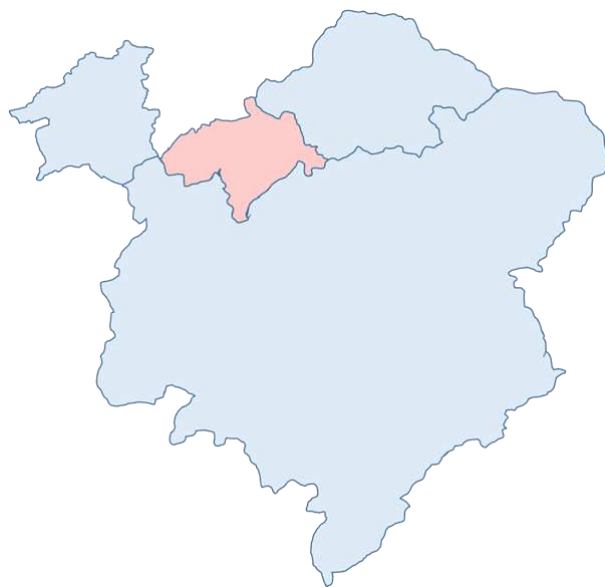
The meeting terminated at 12.47 pm.

OFFICIAL



Midlothian Area Command

The Lothians and Scottish Borders



Policy Development and Scrutiny Panel

Quarter 3 – 2023/2024

The data provided in this report is for information purposes only and is not official crime statistics. This report has been generated to allow Partnership Members to conduct their scrutiny responsibilities. Due to delayed reporting or recording of crimes, incidents or road accidents and the management of crime enquiries, there is likely to be differences between the information in this report and the final Police Scotland statistics. It would not be appropriate to refer to, quote or use any data in this report as official statistics.



Our Vision

Sustained excellence in service and protection.

Our Purpose

To improve the safety and wellbeing of people, places and communities in Scotland.

Our Values

Integrity, Fairness and Respect.

Contents of Report

Lothian and Scottish Borders Division Policing Priorities	4
Introduction	5
<i>Performance Summary Report</i>	6
<i>Executive Summary</i>	7-9
<i>Protecting the most vulnerable people</i>	
<i>Missing Persons</i>	10-11
<i>Domestic Abuse Incidents</i>	12
<i>Racially Aggravated Conduct</i>	13
<i>Crime (Group 2)</i>	14
<i>Drugs supply, Production & Cultivation</i>	15
<i>Reducing Violence and Antisocial Behaviour</i>	
<i>Crimes of Violence (Group 1)</i>	16
<i>Reducing Anti-Social Behaviour</i>	17-18
<i>Reducing Acquisitive Crime</i>	
<i>Dishonesty (Group 3)</i>	19
<i>Housebreaking</i>	20-21
<i>Improving Road Safety</i>	
<i>Road Safety</i>	22-23
<i>Tackling Serious & Organised Crime</i>	
<i>Tackling Serious & Organised Crime</i>	24
<i>Complaints About the Police</i>	25
<i>Midlothian CAT team – Q3 Update</i>	26-331
Appendix	
<i>Lothian and Scottish Borders Divisional Crime Overview</i>	32-34
<i>Midlothian Crime Overview</i>	35-37

Lothian and Scottish Borders Division Policing Priorities

Your local policing priorities across THE LOTHIANS AND SCOTTISH BORDERS

Our vision
Policing for a safe, protected and resilient Scotland

Our values
Fairness, Integrity, Respect, Human Rights

Our purpose
Working in partnership for the safety and wellbeing of communities in the Lothians & Scottish Borders

Protecting the most vulnerable people	Reducing violence & anti-social behaviour	Reducing acquisitive crime	Improving road safety	Tackling serious & organised crime
<p>Protect vulnerable people to prevent abuse, neglect & exploitation.</p> <p>Implement a delivery model supporting a Violence Against Women & Girls Prevention Strategy.</p> <p>Implement the National Missing Persons Framework for Scotland.</p> <p>Proactively target domestic abuse offenders.</p> <p>Develop partnership approaches to improve public confidence to report incidents of harm & abuse.</p>	<p>Work collaboratively to identify and target violent offenders.</p> <p>Increase awareness of the impact of violence & antisocial behaviour.</p> <p>Work in partnerships to reduce alcohol related criminality.</p> <p>Collaborate to capture the under reporting of violence & explore preventative approaches (i.e. Navigator).</p> <p>Develop night time economy plans with licensed premises & promote participation in 'Best Bar None'.</p>	<p>Focus on domestic housebreaking.</p> <p>Raise awareness of current crime trends & prevention tactics.</p> <p>Tackle emerging acquisitive crime patterns to identify & target prolific offenders.</p> <p>Work to prevent acquisitive crime.</p> <p>In partnership, maximise support for victims of acquisitive crime.</p> <p>Work with Scottish Partnership Against Rural Crime (SPARC).</p> <p>Use Police Scotland Youth Volunteers to deliver crime prevention information.</p>	<p>Collaborate on the engineering of the roads through our communities to improve road safety.</p> <p>Detect offenders who disregard road traffic laws & endanger others.</p> <p>Support partnership driver education programmes.</p> <p>Raise awareness of the consequences of speeding, not wearing a seat belt, drink or drug driving & using a mobile phone while driving.</p>	<p>Work to divert people from becoming involved in serious & organised crime & using its products (drugs, counterfeit good etc).</p> <p>Use social media to raise awareness and educate about human trafficking.</p> <p>Work to prosecute those involved in serious organised crime, including online, 'cuckooing' & 'county lines'.</p> <p>Maximise the disruption of serious organised crime groups.</p> <p>Target the production, cultivation & supply of illegal drugs.</p>

Police Scotland Strategic outcomes

- Threats to public safety and wellbeing are resolved by a proactive and responsive police service
- The needs of local communities are addressed through effective service delivery
- Public, communities and partners are engaged, involved and have confidence in policing
- Our people are supported through a positive working environment, enabling them to serve the public
- Police Scotland is sustainable, adaptable and prepared for future challenges

OFFICIAL

POLICE SCOTLAND
Keeping people safe
POILEAS ALBA

Introduction

Crimes and offences are grouped under recognised categories for statistical purposes. The Scottish Government defines these categories, as follows;

- Group 1 – Non Sexual Crimes of Violence
- Group 2 – Sexual Crimes
- Group 3 – Crimes of Dishonesty
- Group 4 – Fire-raising, Malicious Mischief etc.
- Group 5 – Other (Pro-activity) Crimes
- Group 6 – Miscellaneous Offences
- Group 7 - Offences Relating to Motor Vehicles

Police Scotland publishes management information on an annual and quarterly basis by local authority and police division, as well as at a national level. These reports are produced to demonstrate Police Scotland's commitment to transparency. Police Scotland publishes all of these reports on the 'Our Performance' section of the Police Scotland website. The reports can be accessed here:

<http://www.scotland.police.uk/about-us/our-performance/>

The Midlothian Policing Plan uses the following Police performance indicators, and these have been mirrored in the Scrutiny Report to maintain parity of understanding:

1. Protecting the most vulnerable people;
2. Reducing Violence and Antisocial Behaviour;
3. Reducing acquisitive Crime;
4. Improving road safety;
5. Tackling Serious and Organised Crime.

All figures quoted in this report are for the period April 2023 to December 2023 and are compared against the same reporting period from the previous year. Where figures are quoted on rate per 10,000 population, these are based on Midlothian's population of **92,460 in 2019** (Scottish Government figures, published April 2020).

Midlothian Performance Summary

Midlothian Performance Summary Report

Reporting Period: Q3 April 22 – December 2022

Total Crime: (Group1-5) 2,638

Crime Decrease: -15.05%

Protecting the most vulnerable people

Domestic Crime
+3.2%



Q3 – 897
Incidents

Sexual Assault
Detections
+7.9%



52.1%

Reducing Violence and Antisocial Behaviour

Anti-social
Behaviour
-18.1%



3552 (788 less)

Serious
Assault
-8.1%



31 (3 less)

Reducing Acquisitive Crime

Crimes of
Dishonesty
-7.9%



1201 (111 less)

Housebreaking
Detections
+7.2%



34.1%

Improving Road Safety

Total Number
of Casualties
-25.3%



74 (25 less)

OFFICIAL

Executive Summary

This Quarter 3 2023/24 Report, demonstrates the ongoing commitment that Midlothian Police has to keeping Midlothian Communities safe whilst addressing the increased demands this quarter presents due to Bonfire Night and the Festive Period.

Throughout the **Bonfire night weekend** Community policing and School Liaison Officers provided a number bonfire safety inputs, whilst Licensing Department officers completed joint visits with Midlothian Council counterparts to all Midlothian based licensed firework retailers. Reassurance patrols were also completed throughout Midlothian's communities by MCAT and Community Policing officers. Midlothian Police continued our policy of providing enhanced support to Scottish Fire & Rescue Service (SFRS) on Bonfire Night itself, by allocating 2 officers to attend incidents alongside SFRS colleagues, mitigating potential anti-social behaviour.

A total of 13 firework or bonfire related reports were received by Midlothian police over this weekend period. 8 bonfires were reported which were extinguished by SFRS with zero crew attacks or crimes recorded. 5 firework incidents were reported and a 13 year old was charged with Culpable & Reckless Conduct after being identified targeting a domestic property with a firework, and 1 anti-social behaviour incident was also attended by MCAT officers in response to reports of youths throwing eggs.

Midlothian's Festive Initiative 2023 ran from 01/12/23 – 02/01/24. Acquisitive crime patrols were completed targeting areas of high footfall. Both plain clothed and hi-visibility patrols were completed to deter and detect shoplifters and general crime prevention advice was provided. This was supported via social media posts and regular patrols carried out at retail locations including Dalkeith town centre and Tesco Hardengreen & Penicuik. A number of shoplifters were detected and charged accordingly.

Multiple Road Safety checks were completed, entailing a mixture of community engagements and parking patrols around schools & anti-social behaviour hotspots. Road checks were carried out on multiple occasions at Penicuik, Bonnyrigg & Eskbank with advice and warnings provided where appropriate, and drivers charged where required.

In addition to youth & vehicle anti-social behaviour patrols, multiple patrols were carried out in relation to off-road bikes and stolen vehicles believed to be in the area. This pro-active activity resulted in a further 6 stolen vehicles being recovered throughout Q3.

Throughout the initiative MCAT officers attended various Partnership working & Community Engagement events including a Winter road check at Straiton Park and Ride, whilst Community Officers held community officer surgeries at major supermarkets and at community centres. This provided an opportunity for members of the public to speak with officers in relation to any ongoing concerns or issues, and for officers to provide crime prevention advice and literature. Community Officers held 2 partnership meetings at Scots Corner, engaging with partners and providing crime prevention advice in relation to keeping safe over the darker evenings and whilst partners deployed. Community Officers also attended at Dobbies and alongside the Red Cross, engaged with shoppers and provide advice in relation to crime prevention and concerns raised.

Your Police Survey 2023- 2024– A continuous conversation with Scotland's people

Understanding the views and priorities of Scotland's diverse communities is fundamental to how Police Scotland responds to the needs of the public. Our public engagement activities help us improve how we deliver our policing services in local communities, ensuring they are accessible for everyone. The current 'Your Police Survey' will be open until 31 March 2024, and I would encourage and welcome any feedback from Midlothian residents and Strategic Partners. To assist I have attached the following hyperlink [Your Police survey](#), alternatively this survey can be accessed via the Police Scotland Website.

Missing Person

During Q3 2023/24 21 Adults, 2 Cared for Adults, 14 Children and 8 Looked After Children were reported as missing.

Domestic Abuse

By the end of Q3 2023/24 there were 897 incidents reported, an increase of 3.2% on the 5 year average. The number of reported Domestic Abuse crimes recoded (464 reports) is 3.3% higher than the 5 year average. The percentage of domestic incidents that resulted in a crime report being submitted 40.5% represents a 1% increase on the five year average.

Hate Crime

There has been an increase of 16 Hate Incidents reported during Q3 2023/24 compared to the 5 year average. This represents a 25% increase in reported incidents. There has been an increase of 7 Hate Crimes reported in Q3 2023/24 compared to the 5 year average. This represents a 12% increase in recorded crimes. Of these Hate Incidents and Hate Crimes 5 involve Police victims (comments made during arrests), 4 remain as live ongoing enquiries and 14 have been solved. The detection rate for Hate Crimes at the end of Q3 2023/24 is 56.92% and represents a -2% decrease on the Q2 return of 58.82%.

Sexual Crimes

By the end of Q3 2023/2024 reports of all Group 2 Sexual Crime within Midlothian had increased by 23.25% to 194 reports against a 5 year average of 157.4 reports. There had been 25 reports of Rape and Attempt Rape, this is down -10.7% on the 5 year average of 28 reports. The detection rate for Rape and Attempt Rape during Q3 is 40%, a reduction of -1% on the Q2 detection rate. There had been 71 reports of Indecent/Sexual Assault which represents a 13.1% increase on the 5 year average of 62.4 reports. The detection rate for Indecent/Sexual Assault during Q3 is 52.1%, which represents a 7.9% improvement on the Q2 detection rate.

Drugs Supply, Production and Cultivation

During Q3 2023/24 there were 155 Possession of Drugs crimes recorded, with a detection rate of 90.9%. During Q3 2023/24 there were 26 Supply of Drugs crimes recorded, with a detection rate of 92.3%,

Crimes Of Violence

During Q3 2023/2024 there were 31 serious assaults recorded within Midlothian and a further 713 recorded Common Assaults. There were 55 Assaults on Emergency Workers during Q3 2023/24.

Reducing Anti-Social Behaviour

Throughout Q3 2023/2024, there were 3552 ASB incidents were reported to Police, with 474 Vandalism type offences, 50 Fire-raising type offences and 505 Breach of Peace type offences recorded.

Dishonesty

During Q3 2023/24, a total of 1281 overall Group 3 crimes (including housebreaking crimes) have been recorded within Midlothian. The detection rate is 30.7%.

Housebreaking

During Q3 2023/24, a total of 91 reports of Theft Housebreaking (including attempts) were recorded. This figure represents a 45% increase on the 5 average. A similar recent increase of 41% has been observed across the wider Lothian & Scottish Borders Division area during Q3.

Road Safety

Unfortunately during Q3 2023/2024, 2 fatalities were recorded reflected by a 50% increase on the previous year's Q3 2022/23 report. There have been 29 people Seriously Injured, and 2 Children Seriously Injured. There continues to be an encouragingly significant -40% decrease in the number of people Slightly Injured with 42 reports recorded during Q3.

Tackling Serious Organised Crime

Continued efforts to disrupt organised crime groups by targeting drugs supply offences, gathering intelligence and generating enforcement opportunities.

Protecting the most vulnerable people.	Missing Persons
---	------------------------

The Lothians & Scottish Borders (J) Division and the communities of Midlothian recognise that protecting people, particularly those considered vulnerable, is a policing priority. Within the remit of protecting people is the work and investigations carried out to trace people who are reported missing.

Recognising the vulnerability associated with missing people, particularly those that are young or suffering from mental health challenges, Police Scotland has adopted a rigorous investigation structure and management approach to incidents involving missing people.

Missing Person Type – OCTOBER 2023

Adult	7	46.66%
Cared for Adults	0	nil
Child	6	40%
Looked After Children	2	13.33%

Missing Person Type – NOVEMBER 2023

Adult	11	84.61%
Cared for Adults	0	nil
Child	2	15.38%
Looked After Child	0	nil

Missing Person Type – DECEMBER 2023

Adult	3	16.66%
Cared for Adults	2	11.11%
Child	6	33.33%
Looked After Child	6	33.33%

During Q3 2023/24 21 Adults, 2 Cared for Adults, 14 Children and 8 Looked After Children were reported as missing. We continue to work with partners to support individuals where a risk is identified.

11 reports were progressed as High Risk Missing Person Enquiries (*where the risk posed is immediate and there are substantial grounds for believing that the missing person is in danger through their own vulnerability or may have been the victim of a serious crime, or the risk posed is immediate and there are substantial grounds for believing that the public is in danger*),

27 reports were progressed as Medium Risk Missing Person Enquiries (*the risk posed is likely to place the missing person in danger or they are a threat to themselves or others*),

7 reports were progressed as Low Risk Missing Person Enquiries (*the apparent threat of danger to either the missing person or the public is low (a child should not be graded as low risk)*)

In total there were 20 fewer reports made to police during Q3 compared to Q2.

Whilst this reduction is encouraging, it should be highlighted that these types of enquiries often place significant resource and financial pressure on Local Policing resilience.

For example, during Q3 2023/24, a single Looked After Child was reported missing to police on 3 separate occasions and graded High Risk. In total this young person was missing for a total of 120 hours (across the 3 separate Missing Person reports), and extensive Local Policing and Specialist Policing resources were deployed nationally to locate her in each instance. When taking into consideration the number of police resources deployed, the financial implication of these 3 reports during Q3 was at a cost of £23,280.

I would stress that the number and type of police resources deployed to a locate a person reported as 'missing' varies on a report by report basis and according to any Threat, Risk or Harm posed, however the example provided does help demonstrate the financial implication of these type of enquiry.

Protecting the most vulnerable people.	Domestic Abuse Incidents
---	---------------------------------

	5yr Average	Q3 2023/24	% Change
Number of Domestic Abuse Incidents	868.8	897	3.25
Total Crimes and offences in domestic abuse incidents	449	464	3.34
Percentage of Domestic Incidents that result in a crime	39.57	40.58	1.01
Total crimes and offences detection rate	69.51	61.64	-11.33
Total Detections for Domestic Bail Offences	43.4	55	26.73

Domestic Abuse is a priority for Police Scotland and for all Midlothian Officers. By the end of Q3 2023/24 there were 897 incidents reported, an increase of 3.2% on the 5 year average.

The number of reported Domestic Abuse crimes recoded (464 reports) is 3.3% higher than the 5 year average.

The percentage of domestic incidents that resulted in a crime report being submitted 40.5% represents a 1% increase on the five year average. This represents a continued confidence of the public to report incidents or contact the Police at an early stage in disagreements.

Midlothian Police remain committed to targeting violence against women and girls, demonstrated by a dedicated Domestic Violence Investigation team. During Q3 2023/24 this team arrested and reported 34 individuals for Domestic Abuse related offences.

Protecting the most vulnerable people.	Hate Crime
---	-------------------

Midlothian			
	5 year average	Q3 2023/24	Q3 Per 10,000
Hate Incidents	62.8	79	8.54
Hate Crimes *	57.8	65	7.03
Hate Crime Detection Rate	74.74	56.92	

This section refers to Hate Crime and Hate Incidents. Hate Crimes are offences under:

-Section 50a (1) (A) and (B) and (5) Criminal law consolidation Act 1995 (racial harassment and abuse)

And any other crimes which include a Hate Crime aggravator- i.e. where a crime has been committed and is aggravated by hate. These aggravators are disability, race, religion, sexual orientation and transgender identity.

Hate incidents are incidents where the facts do not identify as a recordable crime but the victim, or any other person, perceives the incident to be hate related.

- There has been an increase of 16 Hate Incidents reported during Q3 2023/24 compared to the 5 year average. This represents a 25% increase in reported incidents.
- There has been an increase of 7 Hate Crimes reported in Q3 2023/24 compared to the 5 year average. This represents a 12% increase in recorded crimes.

Of these Hate Incidents and Hate Crimes 5 involve Police victims (comments made during arrests), 4 remain as live ongoing enquiries and 14 have been solved.

- The detection rate for Hate Crimes at the end of Q3 2023/24 is 56.92% and represents a -2% decrease on the Q2 return of 58.82%.

Midlothian Police continue to work with partners to encourage the reporting of Hate Crimes. All crimes are reviewed by the Community Policing Inspector to ensure all investigative opportunities are identified and progressed.

Protecting the most vulnerable people.	Sexual Crimes (Group 2)
---	--------------------------------

Crime Type	5 Year average	Q3 2023/24	Change	YTD Per 10,000 population	Q3 2023/24 Detection Rate
Group 2	157.4	194	23.25%	20.98	43.81%
Rape & Attempt Rape	28	25	-10.71%	2.7	40.00%
Indecent/Sexual Assault	62.4	71	13.78%	7.68	52.11%
Other Group 2	66.8	98	46.71%	10.6	38.78%

Reducing Rape and Sexual Crime is a core focus for officers in Midlothian. This includes working with partner agencies to provide confidence to report offences, undertaking professional investigations, providing victim support, pursuing perpetrators and managing offenders. The investigation of sexual crimes and the management of offenders, in particular, is achieved through close collaborative working with partner agencies and local communities.

By the end of Q3 2023/2024 reports of all Group 2 Sexual Crime within Midlothian had increased by 23.25% to 194 reports against a 5 year average of 157.4 reports.

By the end of Q3 2023/2024 there had been 25 reports of Rape and Attempt Rape, this is down -10.7% on the 5 year average of 28 reports. The detection rate for Rape and Attempt Rape during Q3 is 40%, a reduction of -1% on the Q2 detection rate.

By end of Q3 2023/2024 there had been 71 reports of Indecent/Sexual Assault which represents a 13.1% increase on the 5 year average of 62.4 reports. The detection rate for Indecent/Sexual Assault during Q3 is 52.1%, which represents a 7.9% improvement on the Q2 detection rate.

During Q3 2023/2024, police continued to utilise social media to elevate awareness of “sextortion” scams where fraudsters befriend individuals online, entice them into performing sexual acts/send explicit photographs and thereafter blackmail them into sending money. Despite raising awareness, we continue to see more and more social media users falling for this type of scam. We continue to support victims and direct them to appropriate third party agencies.

During Q3 2023/2024, a -30% reduction in was observed against the 5 year average for Taking, Distributing, Possession of Indecent photos of Children with 7 offences recorded. The detection rate is 71.4%

During Q3 2023/2024, a 75% increase was observed against the 5 year average for Communicating Indecently with 26 crimes recorded. During Q3 the detection rate was 57.6%, which continued to remain above the wider Divisional detection rate of 55.6%.

Protecting the most vulnerable people.	Drug Supply, Production & Cultivation
---	--

Drugs Supply	5 year average	Q3 2023/24	Change	YTD Per 10,000 population	Q3 2023/24 Detection Rate
Drugs Supply, Production and Cultivation	45.2	26	-42.48%	2.81	92.31%

We continue to focus on those who bring harm to our communities, and particularly those who are involved in drugs supply, cultivation/production and the sale of Class A (such Heroin or Cocaine) and Class C (such Valium or Xanax) drugs, as it has been identified that these have led to an increase in drug related deaths.

We recognise the national Drugs Deaths statistics in Scotland and are committed to targeting drug dealers, whilst working in partnership along with the Midlothian and East Lothian Drugs Partnership (MELDAP).

During Q3 2023/24 there were 155 Possession of Drugs crimes recorded, with a detection rate of 90.9%.

During Q3 2023/24 there were 26 Supply of Drugs crimes recorded, with a detection rate of 92.3%, with outstanding enquiries awaiting forensic analysis of items recovered by police.

House searches under warrant have continued and have been successful in recovering drugs, cash and weapons. A number of reports have been submitted and details are contained within the circulated monthly reports. These searches do rely on a steady flow of intelligence from the community, as well as proactivity by the MCAT's and wider policing teams.

Multiple Misuse of Drugs Warrants were executed by MCAT officers during Q3 2023/24, resulting in the following recoveries with the upper street value totalling:

- Class A: £8,430.50
- Class B: £7,994.33
- Class C: £0.00

We continue to developed drugs intelligence from the local community. Drugs enforcement requires information from sources to build a picture and fill in the pieces of the jigsaw. We rely upon community intelligence, and encourage reporting direct to police by phone, online, in person, via remote reporting sites and / or anonymously through Crimestoppers (0800 555111).

Reducing Violence and Antisocial Behaviour	Crimes of Violence (Group 1)
---	-------------------------------------

Crime Type	5 year average	Q3 2023/24	Change	YTD Per 10,000 population	Q3 2023/24 Detection Rate
Group 1	93.6	173	84.83%	18.71	69.94%
Serious Assault	33.8	31	-8.28%	3.35	96.77%
Robbery	12.6	23	82.54%	2.49	82.61%
Common Assault	639.6	713	11.48%	77.11	72.37%

*Common assaults are not recorded as group 1 crimes.

Reducing violence and the impact on our communities is a priority for The Police Service of Scotland and within Midlothian we work with partners to reduce the circumstances that can lead to violence while endeavouring to identify and arrest perpetrators as swiftly as possible.

All Serious Assaults and Robberies are investigated by the Criminal Investigation Department and solvency for these offences remains high within Midlothian.

During Q3 2023/2024 there were 31 serious assaults within Midlothian which is -8.1% less than the 5 year average. The detection rate is 96.7% and remains well above the wider Divisional detection rate of 79.1%.

During Q3 2023/2024 there were 23 reported Robberies in Midlothian, this is an 82.5% increase on the 5 year average. The detection rate is 82.6% and similarly remains considerably above the wider Divisional detection rate of 66%

During Q3 2023/2024 there were 713 recorded Common Assaults in Midlothian presenting an 11.4% increase on the 5 year average. The detection rate is 72.3%, representing a 7.8% improvement on the Q2 detection rate of 64.5%, and remains well above the wider Divisional detection rate of 66%.

There were 55 assaults on Emergency Workers during Q3 2023/24 reflecting a -12.5% reduction on the 5 year average. However any assault on an Emergency Worker is unacceptable, it is clear that aggressive or threatening behaviour or verbal abuse against Police Scotland or other Emergency Services personnel is simply not part of their duties.

OFFICIAL

Reducing Violence and Antisocial Behaviour	Reducing Antisocial Behaviour
---	--------------------------------------

Indicator	5 Year Average	2023-24 Q3	Change	TYTD Per 10,000 population	Q3 2023/24 Detection Rate
Antisocial Behaviour Incidents	4340.4	3552	-18.16		
Vandalism (Including Malicious Mischief)	529.2	474	-10.43%	51.27	22.78%
Fire-raising	36.4	50	37.36%	5.41	20.00%
Breach of the Peace and S38 CJ&L(S) A 2010	559.6	505	-9.76%	54.62	72.48%

Midlothian Police continue to tackle Anti-Social Behaviour (ASB) in its various forms with our partners.

Throughout Q3 2023/2024, there were 3552 ASB incidents were reported to Police, maintaining an -18.1% reduction in this crime type with Midlothian compared to the five year average.

During Q3 2023/24 a total of 474 Vandalism type offences were recorded, representing a -10.4% reduction compared to the 5 year average. The detection rate is 22.7%.

During Q3 2023/2024 a total of 50 Fire-raising type offences were recorded, representing a 37.3% increase compared to the 5 year average. This increase is primarily due to Bonfire Night occurring during Q3, which historically produces a spike in reports of this crime type. The detection rate is 20%, and remains above the wider Divisional detection rate of 16.8%

During Q3 2023/24 a total of 505 Breach of Peace type offences were recorded, representing a -9.76% reduction compared to the 5 year average. The detection rate is 72.4%,

Following an increase in youth antisocial behaviour in the Midlothian area, a strategy was devised to positively engage with youths during identified times at specific hot spot areas. Throughout the last quarter the following activity has been completed by MCAT and Community Policing Officers to address and minimise youth based antisocial behaviour.

Police hosted 3 youth events alongside partner agencies. The purpose of these events were to educate and generate activities in which local youths could partake in. thus, steering them away from antisocial behaviour, which could thereafter be progressed by partner agencies with minimal police involvement.

Recognising that there was a lack of information and signposting to local youths in the Dalkeith area, the first phase of this strategy was to organise an event at McDonalds, Hardengreen on a Friday evening, which was the time and location where the issues were most prolific.

Police arranged the venue and free hot chocolates from McDonalds as well as refreshments and snacks from Tesco free of cost.

The Midlothian Community Policing Team worked with key partners including youth workers and Community and Lifelong Learning and Employability (CLLE) workers and Y2K. We also worked with a variety of local youth groups including Dalkeith Rugby, Dalkeith Thistle FC, Just Judo, Dalkeith Tennis, Newtongrange Star FC, arranging their attendance to engage with youths and signpost their services. The event ran smoothly with positive engagement with youths in the area. This opened up discussions with sporting groups and youth workers in preparation for a practical event which is explained below.

The practical event consisted of a "come try" taster session at the Dalkeith festival where youths were afforded the opportunity to try their hand at different activities coached by local groups.

Recognising that not all youths are attracted by recreational sports, phase three consisted of hosting a gaming event at One Dalkeith with the assistance of local youth workers. Contact was again made with a local business who provided snacks and refreshments for the event.

I would stress that not all anti-social behaviour is youth based, and would similarly seek to highlight the excellent partnership working completed during Q3 to address an issue of repeated vandalism to the Newbattle High School Campus, where over the period of several weeks a number of windows were damaged. MCAT and Community Officers worked alongside Midlothian Council and Educational partners to enhance security around the campus, resulting in a 33 year old male being identified as responsible and reported to the Crown Office and Procurator Fiscal.

Reducing Acquisitive Crime	Dishonesty (group 3)
-----------------------------------	-----------------------------

5 Year Average	Q3 2023/24	Change	YTD Per 10,000 population	Q3 2023/24 Detection Rate
1392.2	1281	-7.99%	138.55	30.76%

Given the wide range of 'Acquisitive Crimes' this priority is covered in 2 sections within this report:

- Dishonesty (covered in this section)
- Housebreaking (covered in next section)

Dealing with Acquisitive Crime to protect people by reducing the impacts of theft on individuals and communities remains a priority

During Q3 2023/24, a total of 1281 overall Group 3 crimes (including housebreaking crimes) have been recorded within Midlothian. This figure represents 111 fewer crimes or a -7.9 % reduction compared to the 5 year average. During Q3 the detection rate was 30.7%, this represents an increase of 4.5% on the previous Q2 detection rate, and remains above the wider Divisional detection rate of 26.7%.

Reducing Acquisitive Crime	Housebreaking
-----------------------------------	----------------------

Crime Type	5 Year Average	Q3 2023/24	Change	YTD Per 10,000 population	Q3 2023/24 Detection Rate
Dwelling HB	62.6	91	45.37%	9.84	24.18%
Non Dwelling (Sheds, garages) HB	67.2	58	-13.69%	6.27	13.79%
Other (Business) HB	44.6	46	3.14%	4.98	47.83%
All HB	174.4	195	11.81%	21.09	26.67%

During Q3 2023/24, a total of 91 reports of Theft Housebreaking (including attempts) were recorded. This figure represents a 45% increase on the 5 average. A similar recent increase of 41% has been observed across the wider Lothian & Scottish Borders Division area during Q3.

Likewise during Q3 2023/24, a total of 75 reports of Theft of a Motor vehicle were recorded. This figure represents a 9.9% increase on the 5 year average.

As outlined within my Q2 update, in response to the increase in these crimes, a J Division Taskforce has been instigated. This taskforce has dedicated police resources, SIO led investigation, specialist roles, analytical and forensic services support. A significant number of items have been fast tracked for forensic examination and planned enforcement activity is at an advanced stage. During Q3 this Taskforce resulted in 6 significant arrests for over 30 housebreakings and associated crimes within the Lothians and Scottish Borders Division. Numerous other crimes detected in other divisions too. Within Midlothian this activity is reflected by increases in all detection rates.

During Q3 2023/24 the detection rate for Theft Housebreaking (including attempts) offences increased 7.2% on the Q2 detection rate, to 24.1%. This is 1.6% below the wider Divisional detection rate of 25.7%.

During Q3 2023/24 the detection rate for Theft Housebreaking Non Dwelling (including sheds) offences increased 4.2% on the Q2 detection rate, to 13.7%. This is 4.5% below the wider Divisional detection rate of 18.2%.

During Q3 2023/24 the detection rate for Theft Housebreaking to Business offences increased 11% on the Q2 detection rate, to 47.8%. This is 10.8% above the wider Divisional detection rate of 37%.

MCAT officers continue to Prevent / Deter / Disrupt further Serious & Organised Crime activity with daily bail checks, tasked patrolling and dedicated operations at weekends. Similarly social media messaging is frequently published to raise awareness and highlight simple crime prevention advice, for example ensuring vehicle keys are stored securely and not left on open display next to insecure front doors.

We continue to developed information regarding those responsible for committing this crime within our local communities. We rely upon community intelligence, and encourage reporting direct to police by phone, online, in person, via remote reporting sites and / or anonymously through Crimestoppers (0800 555111).

OFFICIAL

Improving road safety	Road Casualties
------------------------------	------------------------

	Q3 2022/23	Q3 2023/24	Change
Fatal	2	3	50%
Serious	27	29	7%
Slight	70	42	-40%
Total	99	74	-25.3%
Children (aged<16) Killed	0	0	-
Children (aged<16) Seriously Injured	2	2	0%

	5 Year Average	Q3 2023/24	Change
Dangerous driving	42.2	30	-28.91%
Speeding	26	129	396.15%
Disqualified driving	23.4	13	-44.44%
Driving Licence	80.8	67	-17.08%
Insurance	206.2	205	-0.58%
Seat Belts	10.8	29	168.52%
Mobile Phone	23.2	52	124.14%
Drink/Drug Driving Detections	92.8	93	0.22%

Throughout Q3 2023/24 there have been 25 fewer casualties (Fatal, Serious, and Minor) recorded within Midlothian than the previous Q3 2022/ 23 return. This represents a -25.3% reduction in the total number of casualties on Midlothian roads.

Unfortunately during Q3 2023/2024, 2 fatalities were recorded reflected by a 50% increase on the previous year's Q3 2022/23 report.

During Q3 2023/2024, there have been 29 people Seriously Injured, reflecting a 7% increase (2 more incidents) on same period last year.

During Q3 2023/2024 the number of Children Seriously Injured during the same period is 2, mirroring the previous year Q3 2022/23.

There continues to be an encouragingly significant -40% decrease in the number of people Slightly Injured (down to 42 from 70) during Q2 2023/24 compared to the previous year.

As part of the Midlothian festive policing initiative, MCAT officers in partnership with specialist Road Policing and DVSA resources completed Winter Road checks near Straiton Park and Ride. Approximately 200 vehicles were stopped and checked (lighting, tyres, windscreen wash etc) and confirmed ready for winter weather conditions. During these checks a range of offences were detected and reported such as vehicles with no insurance, drivers with no licence, and various vehicle defects.

During Q3, Officers provided Road Safety inputs to 400 soldiers based at Glencourse Barracks prior to standing down for Christmas leave. Feedback received was positive and we are exploring further refresher inputs later this year.

MCAT completed static road checks utilising Hand Held Radar Gun. These checks were carried out in areas identified as a concerns by local residents and Midlothian Council including Eskbank Road, Bonnyrigg Road, Lasswade road, A68 Pathead, Barleyknowe Road Gorebridge, Bonnyrigg Road and Dalhousie Road Dalkeith. A number of conditional offers were issued in relation to identified offences.

Road checks were completed at Sheriffhall Park and Ride on a number of evenings. These checks were completed in response to reports of car enthusiasts driving in an anti-social manner which impacted nearby residents.

MCAT completed extra patrols at Croft Street, Dalkeith and other areas with school restrictions. These patrols were completed at school drop off and pick up times in relation to parking on restricted roads at these times. Offices engaged with and provided advice to drivers, pedestrians and local businesses where appropriate.

<p>UK terror threat levels (as of February 9 2022)</p> <p>CRITICAL An attack is highly likely in the near future</p> <p>SEVERE An attack is highly likely</p> <p>SUBSTANTIAL An attack is likely</p> <p>MODERATE An attack is possible, but not likely</p> <p>LOW An attack is highly unlikely</p> <p><small>PA graphic. Source: Joint Terrorism Analysis Centre</small></p>	<p>The UK National Threat Level is</p> <p>SUBSTANTIAL: an attack is likely.</p> <p>On Wednesday, 9 February 2022, the Home Secretary announced that the UK's Terrorist Threat Level has been lowered from Severe to Substantial.</p> <p>Assistant Chief Constable Mark Williams said: "At this time there is nothing to suggest that there is any specific threat to Scotland. However, I would remind the people of Scotland that they should remain vigilant and report any suspicious activity to Police Scotland."</p>
--	---

The UK threat level remains at Substantial as it has done since February 2022.

Midlothian continue to work closely with partner agencies to actively target "County Lines" nominals that use Midlothian as a base to distribute drugs throughout our community.

Complaints	Executive Summary
-------------------	--------------------------

The breakdown below provides further detail on the Allegation Category and Type. As can be seen there has been a 2.8% increase in the overall number of Complaints about the Police when comparing LYTD and YTD.

Allegation Category and Type	LYTD	YTD	% change
<i>On Duty - TOTAL</i>	57	59	3.5%
Assault	9	3	-66.7%
Discriminatory Behaviour	1	1	0.0%
Excessive Force	6	4	-33.3%
Incivility	15	15	0.0%
Irregularity in Procedure	22	32	45.5%
Neglect of Duty	1	0	-100.0%
Oppressive Conduct/Harassment	1	0	-100.0%
Other - Criminal	0	1	x
Other - Non Criminal	2	1	-50.0%
Traffic Irregularity/Offence	0	2	x
<i>Quality Of Service - TOTAL</i>	49	50	2.0%
Policy/Procedure	5	8	60.0%
Service Delivery	18	18	0.0%
Service Outcome	26	24	-7.7%
Grand Total	106	109	2.8%

Midlothian CAT team – Q3 Update

Activities

1. **High Visibility Patrolling:** *the provision of community support and reassurance by undertaking high visibility vehicle, foot and cycle patrols focusing on identified antisocial behaviour issues.*

MCAT officers continued to conduct high visibility patrols across the Midlothian area throughout Q3 2023/2024. This included high visibility static road checks outside local Primary schools promoting road safety and also ensuring the safety of children and guardians during school opening and closing hours. In addition, a number of static road checks employing the radar Speed gun were carried out at different locations across the county. Extra attention was given to Croft Street, Dalkeith, Lasswade Primary School and Strathesk Primary school at school drop off and pick up times in relation to the restricted roads at these times, resulting in 34 fixed penalty notices being issued In Q3.

Mobile, Foot and Quad bike patrols were conducted in the town centres and hot spots for youth disorder and anti-social behaviour (ASB) in Dalkeith, Loanhead, Bonnyrigg, Penicuik and Mayfield to deter and engage with groups of youths. Initiatives and joint working were executed focusing on Lothian Bus routes specifically those between Tesco, Hardengreen, Dalkeith, Gorebridge terminus, and Rosewell working in conjunction with Lothian Buses similar to Q1 & Q2 2023/2024 and this work will continue moving forward to ensure continued success.

In relation to the continued impact of anti-social behaviour caused by off-road bikes in the Midlothian area, Operation Jewel has continued throughout Q3 2023/2024. Officers were deployed on Quadbikes to target specific areas known to be used by those responsible. These officers have been able to target and disrupt those involved. Specific areas have been identified for this activity and targeted areas chosen being around Penicuik, Easthouses and Mayfield.

Regular patrolling of and visits to all licensed premises in Midlothian continued. These patrols and visits are completed to ensure a safe and enjoyable experience for those using hospitality venues and enjoying the weekend night life. These unannounced visits further play a role in ensuring premises are complying with the requirements of their operating licenses and where issues are identified allow follow up by designated Licensing Officers. Such an incident occurred during Q3 which allowed a joint licensing visit by police and MLC.

- **Recidivist Offenders:** *intelligence led focus on individuals known to engage in antisocial behaviour, drugs use/supply and persistent alcohol abuse, with specific attention being given to persons subject to ASBOs and judicial bails (including curfews).*

All opportunities are taken to challenge recidivist offenders, often historically responsible for a large number of offences.

In total 120 Bail Curfew checks were carried out with a compliance rate of 62%, demonstrating how the continued use of this tactic curtails criminal behaviour. 11 individuals were arrested on warrant a number of these for multiple warrants by MCAT over this quarter, efforts continue to trace individuals to curtail criminal behaviour. This is a comparable figure from Q2 and a result of the continued effort this year to reduce the number of outstanding arrest warrants in Midlothian.

OFFICIAL

Where there is a legislated reason, MCAT officers search individuals for controlled substances, stolen property, and weapons, progressing these to house searches if the circumstances allow.

House searches under warrant have continued and have been successful in recovering drugs, cash and weapons. A number of reports have been submitted and details are contained within the circulated monthly reports. These searches do rely on a steady flow of intelligence from the community, as well as proactivity by the MCAT's and wider policing teams.

Multiple Misuse of Drugs Warrants were executed by MCAT officers during Q3 2023/24, resulting in the following recoveries with the upper street value totalling:

Class A: £8,430.50

Class B: £7,994.33

Class C: £0.00

Bail Curfew Check COMPLIANT	120
Bail Curfew Check FAILED	46
Arrest on warrant	11
Search Person MDA Positive	7
Search Person MDA Negative	4
Search Property MDA Positive	14
Search Property MDA Negative	0
Search Weapons Positive	3
Search Weapons Negative	0
Search Stolen Property Positive	0
Search Stolen Property Negative	0

Youth Engagement: *actively engage with youths and foster a positive image of the police and their local communities. Act as primary first responders to youth calls, disrupt antisocial behaviour and enforce appropriate legislation firmly but fairly. Maximise alcohol seizures. Engage with partners and CBO colleagues to identify appropriate support and diversionary activities.*

Throughout Q2 2023/24, MCAT attended 58 youth incidents across Midlothian wards, this represents an increase in youth related incidents on the last quarter linked this can be linked to the festive season with school holidays.

OFFICIAL

Proactive patrols have continued at hot spot areas including Tesco/McDonalds Hardengreen, Gorebridge terminus, and Rosewell. MCAT ensure these are monitored and patrolled daily.

MCAT worked with the school link and community offices in relation to concerns raised regarding a youth selling vapes to fellow students at school. MCAT attended at the youths home address carrying out a search of the property, a quantity of cash was recovered along with vapes and also a large quantity of empty boxes. The youth was spoken to in front of his parents and will be reported by means of the youth justice officer. School link officers have been made aware in order to build an intelligence picture of any similar activity.

MCAT continually liaise and work in partnership with the local Community policing team and School Link officers in order to engage with youths, identify patterns, prevent incident before they arise and identify offenders-

Operation Juke was instigated specifically to deal with Anti-Social Behaviour involving youths travelling along local bus routes. MCAT have been working closely with LRT to tackle youth offending and ASB on these buses. This has resulted in a strong partnership relationship and has resulted in numerous plain and uniform patrols, supported by LRT and the deployment of a decoy bus to identify those youths responsible for this behaviour. These deployments have had a positive impact reducing similar incidents across both Q1, Q2 and Q3.

Youth Calls Attended	58
Alcohol Seizures	0
Children At Risk VPDs Submitted	0

- Licensed Premises:** *monitor licensed premises activity and act as first responders to antisocial behaviour related incidents whenever possible.*

All Midlothian Licensed premises continued to be monitored and visited by MCAT officers. There continues to be a gradual drop in incidents within licensed premises.

LP Visit Public House	2
LP Visit Off Sales	0

- Support Partners & Colleagues:** *engage with community partners to work together towards the vision and promote joint patrolling. Support divisional colleagues by acting as first responders to antisocial behaviour related incidents that are occurring in real time whenever possible. Instigate and contribute to operations and initiatives linked to the core vision.*

MCAT have been working closely with LRT to tackle youth offending and ASB on buses across both Q1, Q2 and Q3. This has resulted in a strong partnership relationship and has resulted in numerous plain and uniform patrols on the buses.

MCAT continue to liaise with the Scottish Fire and Rescue service identifying areas where fires have been set but not reported to the Police, this allows MCAT to focus their patrols in these areas. The Scottish

Fire and Rescue Service now provide a weekly report to MCAT to assist with both prevention and detection. This displays a sing of partnership working to achieve a common goal.

MCAT assisted Trading standards in executing a warrant in the Dalkeith area, during this a quantity of what is believed to be counterfeit goods have been identified along with a quantity of cash seized, Trading Standards will be progressing the enquiry.

Joint Activity NHS/SAS	0
Joint Activity Local Council	1
Joint Activity SFRS	0
Joint Activity Public Event	0

Road Safety: *tackle antisocial vehicle use, giving specific attention to inconsiderate vehicle use on the Midlothian road network and the illegal use of off-road motorcycles. Maximise the appropriate use of ASBO warnings and vehicle seizures.*

MCATS officers supported by the Community Policing Team continue to deal effectively with Anti-Social Behaviour (ASB) with a particular focus during Q3 on Anti-Social Behaviour (ASB) involving off road motorbikes. As part of Operation Jewel, high visibility and unmarked patrols continued in relation to theft of motor vehicles and anti-social use of off road bikes throughout Midlothian. During Q3 police in Midlothian have only received 1 report in relation to ASB off road motorcycle activity.

MCAT completed static road checks utilising Hand Held Radar Gun. These checks were carried out in areas identified as a concerns by local residents and Midlothian Council including Eskbank Road, Bonnyrigg Road, Lasswade road, A68 Pathead, Barleyknowe Road Gorebridge, Bonnyrigg Road and Dalhousie Road Dalkeith. A number of conditional offers were issued in relation to identified offences.

Road checks were completed at Sheriffhall Park and Ride on a number of evenings. These checks were completed in response to reports of car enthusiasts driving in an anti-social manner which impacted nearby residents.

MCAT completed extra patrols at Croft Street, Dalkeith and other areas with school restrictions. These patrols were completed at school drop off and pick up times in relation to parking on restricted roads at these times. MCAT engaged with and provided advice to drivers, pedestrians and local businesses where appropriate

At the start of December both MCAT teams carried out a Winter road check at Straiton Park and Ride, this involved Roads Policing, Motorbike Unit and DVSA. Approximately 200 vehicles were stopped and checked (lighting, tires, windscreen wash etc) and confirmed ready for winter weather conditions.

As a result of this 5 drivers have been identified for driving without insurance, 2 for no license, one for drug driving and 4 for vehicle defects. With the assistance of the DVSA 5 prohibition orders were issued to drivers for a range of dangerous vehicle defects. To coincide with this officers attended at Halfords Straiton and carried out bike marking and provided security advice.

Static Road Checks	8
Fixed Penalty Tickets (RTA only)	34
Section 165 Seizures	3
Breath Tests Negative (pass)	3
Breath Tests Positive (fail)	2
S5A Drug Wipe Negative (pass)	1
S5A Drug Wipe Positive (fail)	3
ASBO Seizures	0

Other Incidents and Arrests of Note

During Q3 2023/ 2024 officers from MCAT have been working alongside the Proactive Crime Team, Whilst carrying out street to street searches multiple stolen vehicles were identified, with all forensically recovered and enquiries are ongoing in relation to their theft. This activity greatly assists in identifying those responsible and bringing them to justice.

In October MCAT coordinate a multi-agency initiative in Newtongrange, involving Police, DVSA, Trading Standards and DWP. The aim of the operation was to disrupt serious and organised crime activity including the activity of bogus workers who target the most vulnerable in our communities. As a result of this partnership working DWP referred 6 cases of fraudulent benefit claims and stopped a further 10 claims with immediate effect due to inaccurate information being provided. Further to this police and DVSA issued the following; 10 Vehicle Rectification Scheme notices, 2 arrest for failing the roadside drug wipes, 2 vehicles seized for no insurance, 1 MOT conditional offer, 3 LGV found to be exceeding their weight limit and will be reported, 7 Prohibition notices issued for dangerous vehicles, 1 Recorded Police Warning for possession of a controlled substance and several conditional notices issued for miscellaneous offences.

MCAT responded to an incident regarding a male attacking another male with a bladed weapon, MCAT identified and secured the locus of the crime, carrying out enquiries to identify a secondary injured party, during this time linking in with response policing and CID.

MCAT worked with the school link and community policing officers in relation to concerns raised regarding a youth selling vapes to fellow students at school. MCAT attended at the youths home address carrying out a search of the property, a quantity of cash was recovered along with vapes and also a large quantity of empty boxes. The youth was spoken to in front of his parents and will be reported by means of the youth justice officer. School link officers have been made aware in order to speak to schools to identify any further trends of youths supplying vapes in schools.

MCAT Officers assisted in the progression of ongoing enquiries in relation to high risk domestic abuse investigation packages; Throughout the quarter MCAT have assisted in ensuring those responsible for violence against women have been brought to justice swiftly and without delay.

During the festive period, MCAT officers attended at Straiton retail park to carry out uniformed and plain clothes patrols identifying a number of theft shopliftings during this time. During this officers engaged with shop managers to identify any issues, offer relevant crime prevention advice and foster good working relations with retail staff.

At the beginning of December MCAT carried out was a winter safety check at Straiton park and ride linking in with DVSA, this identified a number offences from drug driving to vehicle defects, DVSA also issued prohibition orders on a number of cars, during this time around 200 cars were stopped and drivers engaged with.

Planned Activity

MCAT officers have a number of search warrants in hand to execute in the coming month and, as always, intelligence related to high tariff offenders in Midlothian is continuously being developed and will be actioned upon both proactively and reactively.

In addition, MCAT will continue focused patrols, speed checks and Operation Jewel initiatives planned to target any specific issues that are brought to the attention of the MCAT by residents, partners, and colleagues or indeed discovered during usual proactive patrol and engagement with our communities. MCAT officers are gaining intelligence on a continued basis creating a picture of off-road bike issues and particularly where problem hot spots appear to be forming.

A detailed rural patrol plan is being compiled to provide reassurance and Police presence to our vulnerable rural areas of Midlothian.

MCAT Officers are working in partnership with Midlothian Council, Amberstone Security (Tesco Security), Tesco and Lothian Buses as part of Operation Juke to address increased youth anti-social behaviour occurring around the bus terminus outside Tesco at Hardengreen. MCAT will carry out focused patrols and engagement with local businesses, partners and the community in the area.

Throughout Q4 2023/24, MCAT officers will continue to work alongside the Lothian and Scottish Borders Divisional Special Constable Inquiry Team (SIT) to enhance police resources in Midlothian addressing ASB and Speeding offences.

Pedestrian and cycle zone exclusion enforcement – MCAT and CPT officers will be out ensuring the restrictions are adhered to. This is a priority issue for Midlothian residents and will be frequently patrolled with FPN issued where appropriate.

During Q4 2023/2024, MCAT are looking to deploy with multiple agencies under the banner of Operation Janaca in an effort to tackle Bogus Workmen. The operation will be undertaken with the assistance of Trading Standards, DVSA, DWP and Police. The multi strand operation will allow each organisation to utilise their expertise and legislative powers to detect and deter crime along with providing confidence to the public in Midlothian.

Appendix

Lothian and Scottish Borders Divisional Crime Overview

Lothian and Scottish Borders Division	5 Year Average	2023/24 Q3	Per 10,000 Q3 2023/24	Detection Rates 2023/24
GROUP 1: NON SEXUAL CRIMES OF VIOLENCE	502	814	16.34	56.39
Murder (excluding culpable homicide at common law)	2	1	0.02	100.00
Culpable homicide (at common law)	0	0	0	-
Culpable homicide (under statute including RTA, sec. 1)	3	2	0.04	100.00
Attempted murder	16.8	8	0.16	100.00
Serious assault	198.8	211	4.24	79.15
Robbery and assault with intent to rob	67	103	2.07	66.02
Domestic Abuse (of female)	N/A	133	2.67	71.43
Domestic Abuse (of male)	N/A	8	0.16	50.00
Domestic Abuse (Total)	N/A	141	2.83	70.21
Cruel & Unnatural treatment of children	46.6	67	1.34	116.42
Threats and extortion	64.4	238	4.78	3.78
Other group 1 crimes	31.2	43	0.86	62.79
GROUP 2: SEXUAL CRIMES	852.6	1066	21.4	50.56
Rape	160.2	160	3.21	51.88
Assault w/i to rape or ravish	6.6	4	0.08	50.00
<i>Rape and attempted rape - Total</i>	166.8	164	3.29	51.83
Sexual assault (pre-SOSA 2009)*	9.4	5	0.1	80.00
Sexual assault (SOSA 2009)*	245.2	313	6.28	49.20
Lewd & libidinous practices*	70.8	56	1.12	57.14
<i>Indecent/Sexual Assault - Total</i>	325.4	374	7.51	50.80
<i>Prostitution related crime - Total*</i>	0.8	2	0.04	0.00
Taking, distribution, possession of indecent photos of children	42	52	1.04	78.85
Communicating indecently (SOSA 2009)*	75	106	2.13	55.66
Communications Act 2003 (sexual)	15	25	0.5	32.00
Sexual exposure (SOSA 2009)*	27	40	0.8	67.50
Public indecency (common law)	7.4	6	0.12	83.33
Other sexual crimes (SOSA 2009)*	128.6	203	4.07	40.39
Other sexual crimes (non-SOSA 2009)*	12.2	20	0.4	70.00
Threatening / Disclosure of intimate image*	52.4	74	1.49	37.84
Other Group 2 crimes	0	0	0	-
<i>Other Group 2 crimes - Total</i>	359.6	526	10.56	50.19
GROUP 3: CRIMES OF DISHONESTY	6386.4	6553	131.54	26.77
Housebreaking (incl. attempts) - dwelling house	276	389	7.81	25.71
Housebreaking (incl. attempts) - non dwelling	212.4	170	3.41	18.24
Housebreaking (incl. attempts) - other premises	253.8	151	3.03	37.09
<i>Housebreaking (incl. Attempts) - Total</i>	742.2	710	14.25	26.34

OFFICIAL

Opening Lockfast Places - Motor Vehicle	143.6	143	2.87	6.99
Theft of a motor vehicle	328.2	321	6.44	32.40
Theft from a Motor Vehicle (Insecure etc.)	358.4	228	4.58	15.35
Attempt theft of motor vehicle	24.8	34	0.68	17.65
<i>Motor vehicle crime - Total</i>	855	726	14.57	21.35
Opening Lockfast Places - NOT Motor Vehicle	99.6	100	2.01	11.00
Common theft	1806.4	1611	32.34	18.31
Theft by shoplifting	1647.4	1969	39.53	42.71
Fraud	794	1097	22.02	12.31
Other Group 3 Crimes	441.8	340	6.83	38.24
GROUP 4: FIRE-RAISING, MALICIOUS MISCHIEF etc.	3082.4	3065	61.53	27.08
Fireraising	180.4	226	4.54	16.81
Vandalism (including malicious mischief)	2716.2	2621	52.61	26.59
Reckless conduct (with firearms)	3.4	2	0.04	50.00
Culpable and reckless conduct (not with firearms)	174.6	201	4.03	46.27
Other Group 4 Crimes	7.8	15	0.3	6.67
GROUP 5: OTHER (PRO-ACTIVITY) CRIMES	3181.4	3225	64.74	95.22
Carrying offensive weapons (incl. restriction)	121.2	131	2.63	86.26
Handling bladed/pointed instrument	121.4	123	2.47	95.93
Offensive weapon (used in other criminal activity)*	101.4	203	4.07	73.89
Bladed/pointed instrument (used in other criminal activity)*	57.4	109	2.19	74.31
<i>Total offensive/bladed weapons</i>	401.4	566	11.36	81.63
Production, manufacture or cultivation of drugs	46	42	0.84	83.33
Supply of drugs (incl. possession with intent)	159.6	128	2.57	96.88
Bringing drugs into prison	15.8	10	0.2	20.00
<i>Supply of drugs - Total</i>	221.4	180	3.61	89.44
Possession of drugs	1335.6	910	18.27	99.45
Other drugs offences (incl. importation)	10.8	2	0.04	200.00
<i>Total drugs crimes</i>	1567.8	1092	21.92	97.99
Offences relating to serious and organised crime	1.2	13	0.26	92.31
Bail offences (other than absconding)	643.6	921	18.49	99.89
Other Group 5 crimes	567.4	633	12.71	95.89
GROUP 6: MISCELLANEOUS OFFENCES	7603.2	8210	164.81	67.52
Common Assault	3229.4	3805	76.38	62.92
Common Assault (of emergency workers)	317.6	367	7.37	99.46
<i>Common Assault - Total</i>	3547	4172	83.75	66.13
Breach of the Peace	97	84	1.69	96.43
Threatening & abusive behaviour	2691.2	2687	53.94	72.05
Stalking	72.8	71	1.43	76.06
<i>BOP, S38 & S39 Crim Just & Lic (S) Act 2010 - Total</i>	2861	2842	57.05	72.87
Racially aggravated harassment/conduct*	93.6	83	1.67	85.54
Drunk and incapable	30.6	18	0.36	100.00
Consume alcohol in designated place local bye-law	25	20	0.4	105.00
Other alcohol related offences*	26.2	26	0.52	107.69

OFFICIAL

<i>Drunkness and other disorderly conduct (TOTAL)</i>	81.8	64	1.28	104.69
Wildlife offences*	28	35	0.7	45.71
Other Group 6 offences	991.8	1014	20.35	55.13
GROUP 7: OFFENCES RELATING TO MOTOR VEHICLES	5377.8	6185	124.16	83.93
Dangerous driving offences	191.6	178	3.57	79.78
Drink, Drug driving offences incl. Failure to provide a specimen	416.2	414	8.31	101.45
Speeding offences	403.6	503	10.1	99.40
Driving while disqualified	82	58	1.16	100.00
Driving without a licence	412.2	318	6.38	100.63
Failure to insure against third party risks	1057.8	913	18.33	100.11
Seat belt offences	95.6	121	2.43	99.17
Mobile phone offences	132.2	123	2.47	95.12
Driving Carelessly	475.6	522	10.48	88.89
Drivers neglect of traffic directions (NOT pedestrian crossings)	140	860	17.26	97.91
Using a motor vehicle without test certificate	538.4	485	9.74	100.41
Other Group 7 offences	1432.6	1690	33.92	47.75

Midlothian Recorded Crime Overview

Midlothian	5 Year Average	2023/24 Q3	Per 10,000 Q3 2023/24	Detection Rates 2023/24
GROUP 1: NON SEXUAL CRIMES OF VIOLENCE	93.6	173	18.71	69.94
Murder (excluding culpable homicide at common law)	0.2	0	-	-
Culpable homicide (at common law)	0	0	-	-
Culpable homicide (under statute including RTA, sec. 1)	0.4	0	-	-
Attempted murder	1.8	4	0.43	125
Serious assault	33.8	31	3.35	96.77
Robbery and assault with intent to rob	12.6	23	2.49	82.61
Domestic Abuse (of female)	N/A	24	2.6	79.17
Domestic Abuse (of male)	N/A	1	0.11	100
Domestic Abuse (Total)	N/A	25	2.7	80
Cruel & Unnatural treatment of children	17.2	23	2.49	156.52
Threats and extortion	10	53	5.73	3.77
Other group 1 crimes	5.2	14	1.51	64.29
GROUP 2: SEXUAL CRIMES	157.4	194	20.98	43.81
Rape	27.2	25	2.7	40
Assault w/i to rape or ravish	0.8	0	-	-
Rape and attempted rape - Total	28	25	2.7	40
Sexual assault (pre-SOSA 2009)*	2.4	1	0.11	0
Sexual assault (SOSA 2009)*	45.4	60	6.49	45
Lewd & libidinous practices*	14.6	10	1.08	100
Indecent/Sexual Assault - Total	62.4	71	7.68	52.11
Prostitution related crime - Total*	0.2	0	-	-
Taking, distribution, possession of indecent photos of children	10	7	0.76	71.43
Communicating indecently (SOSA 2009)*	14.8	26	2.81	57.69
Communications Act 2003 (sexual)	2	2	0.22	50
Sexual exposure (SOSA 2009)*	6.8	4	0.43	25
Public indecency (common law)	1.4	0	-	-
Other sexual crimes (SOSA 2009)*	20	44	4.76	20.45
Other sexual crimes (non-SOSA 2009)*	1.6	2	0.22	150
Threatening / Disclosure of intimate image*	10.2	13	1.41	30.77
Other Group 2 crimes	0	0	-	-
Other Group 2 crimes - Total	66.8	98	10.6	38.78
GROUP 3: CRIMES OF DISHONESTY	1392.2	1281	138.55	30.76
Housebreaking (incl. attempts) - dwelling house	62.6	91	9.84	24.18
Housebreaking (incl. attempts) - non dwelling	67.2	58	6.27	13.79
Housebreaking (incl. attempts) - other premises	44.6	46	4.98	47.83
Housebreaking (incl. Attempts) - Total	174.4	195	21.09	26.67
Opening Lockfast Places - Motor Vehicle	22.6	18	1.95	16.67
Theft of a motor vehicle	68.2	75	8.11	29.33

OFFICIAL

Theft from a Motor Vehicle (Insecure etc.)	61.2	41	4.43	12.2
Attempt theft of motor vehicle	4	4	0.43	25
Motor vehicle crime - Total	156	138	14.93	22.46
Opening Lockfast Places - NOT Motor Vehicle	17.2	22	2.38	0
Common theft	331.2	274	29.63	25.18
Theft by shoplifting	467.6	396	42.83	46.72
Fraud	147	187	20.22	13.37
Other Group 3 Crimes	98.8	69	7.46	46.38
GROUP 4: FIRE-RAISING, MALICIOUS MISCHIEF etc.	604.2	577	62.41	24.61
Fireraising	36.4	50	5.41	20
Vandalism (including malicious mischief)	529.2	474	51.27	22.78
Reckless conduct (with firearms)	0.2	0	-	-
Culpable and reckless conduct (not with firearms)	35.8	49	5.3	46.94
Other Group 4 Crimes	2.6	4	0.43	25
GROUP 5: OTHER (PRO-ACTIVITY) CRIMES	665	601	65	93.51
Carrying offensive weapons (incl. restriction)	22.8	23	2.49	78.26
Handling bladed/pointed instrument	21.6	17	1.84	105.88
Offensive weapon (used in other criminal activity)*	14.8	34	3.68	88.24
Bladed/pointed instrument (used in other criminal activity)*	8	17	1.84	70.59
Total offensive/bladed weapons	67.2	91	9.84	85.71
Production, manufacture or cultivation of drugs	8.8	5	0.54	80
Supply of drugs (incl. possession with intent)	36.4	21	2.27	95.24
Bringing drugs into prison	0	0	-	-
Supply of drugs - Total	45.2	26	2.81	92.31
Possession of drugs	296.8	155	16.76	90.97
Other drugs offences (incl. importation)	0.6	0	-	-
Total drugs crimes	342.6	181	19.58	91.16
Offences relating to serious and organised crime	0.2	3	0.32	100
Bail offences (other than absconding)	147.2	199	21.52	98.99
Other Group 5 crimes	107.8	127	13.74	93.7
GROUP 6: MISCELLANEOUS OFFENCES	1424.4	1429	154.55	71.1
Common Assault	582.4	663	71.71	69.23
Common Assault (of emergency workers)	57.2	50	5.41	114
Common Assault - Total	639.6	713	77.11	72.37
Breach of the Peace	17	11	1.19	90.91
Threatening & abusive behaviour	530	485	52.46	71.34
Stalking	12.6	9	0.97	111.11
BOP, S38 & S39 Crim Just & Lic (S) Act 2010 - Total	559.6	505	54.62	72.48
Racially aggravated harassment/conduct*	14.4	9	0.97	111.11
Drunk and incapable	5.8	2	0.22	100
Consume alcohol in designated place local bye-law	9.4	9	0.97	100
Other alcohol related offences*	8	4	0.43	100
Drunkenness and other disorderly conduct (TOTAL)	23.2	15	1.62	100
Wildlife offences*	3.4	1	0.11	100

OFFICIAL

Other Group 6 offences	184.2	186	20.12	58.06
GROUP 7: OFFENCES RELATING TO MOTOR VEHICLES	1003.8	1303	140.93	84.11
Dangerous driving offences	42.2	30	3.24	76.67
Drink, Drug driving offences incl. Failure to provide a specimen	92.8	93	10.06	108.6
Speeding offences	26	129	13.95	99.22
Driving while disqualified	23.4	13	1.41	100
Driving without a licence	80.8	67	7.25	101.49
Failure to insure against third party risks	206.2	205	22.17	101.46
Seat belt offences	10.8	29	3.14	100
Mobile phone offences	23.2	52	5.62	100
Driving Carelessly	84.6	115	12.44	86.96
Drivers neglect of traffic directions (NOT pedestrian crossings)	22.8	115	12.44	98.26
Using a motor vehicle without test certificate	69.2	104	11.25	100
Other Group 7 offences	321.8	351	37.96	44.73



Quarter 3 Report, 1st October – 31st December 2023



SCOTTISH
FIRE AND RESCUE SERVICE
Working Together to Save Lives

**Working together
for a safer Scotland**

Midlothian



DISCLAIMER

The figures included in this report are provisional and subject to change as a result of quality assurance and review. The statistics quoted are internal management information published in the interests of transparency and openness.
The Scottish government publishes Official Statistics each year which allow for comparisons to be made over longer periods of time.

Please ensure any external partners in receipt of these reports are aware of this.

CONTENTS	PAGE
1 Introduction	3
2 Performance Summary	4
3 Progress on local fire & rescue plan priorities	
<i>Local Risk Management and Preparedness</i>	5
<i>All deliberate primary fires</i>	7
<i>All fire casualties (fatal & non-fatal (incl. p/c's))</i>	9
<i>All deliberate fires excl. dwellings</i>	11
<i>Special Service - RTCs</i>	13
<i>Special Service Casualties - All</i>	15
<i>False Alarm - UFAs</i>	17
4 Appendices	

Introduction

This performance report provides information on our prevention, protection and operational response activities within Midlothian for Quarter 3 of 2023-24 (1st October – 31st December 2023) including information on the year to date figures. The Scottish Government provides an overarching vision for public services. This vision supported by 11 National Outcomes, which demonstrate commitment to creating a more successful country, with opportunities for all of Scotland to flourish, through increasing sustainable growth. The Scottish Fire and Rescue Service (SFRS) can make a significant contribution to improving these outcomes for Midlothian by contributing to the Community Planning arrangements across the area. The national priorities for the SFRS are set out in the Fire and Rescue Framework for Scotland. The SFRS Strategic Plan 2019-2022 outlines how the SFRS will deliver against these priorities and the outcomes against which this delivery can be measured. The priorities contained within the Local Fire and Rescue Plan for Midlothian 2021 contribute towards the priorities within the Single Midlothian Plan. The aims of the local Fire & Rescue Service in Midlothian are to reduce fire deaths and to reduce injuries from fire and other emergencies in the community. We aim to achieve this by working in partnership, being pro-active and targeting our prevention and protection activities to where they are required, based on evidence. The Local Fire and Rescue Plan for Midlothian 2021 identifies the following five objectives as the main focus for service delivery locally:

Local Priorities:

- As part of a Community Partnership approach, we will make people safer in their homes.
- We will promote Community Resilience whilst contributing to improved outcomes for people involved in non-fire emergencies.
- Together with our Community Partners, we will contribute to making roads in Midlothian safer.
- As part of a Community Partnership, we will challenge anti-social behaviour.
- In partnership, we will aim to reduce the occurrence and impact of Unwanted Fire Alarm Signals.

Area Commander Hilary Sangster
Local Senior Officer for Midlothian, East Lothian and the Scottish Borders
hilary.sangster@firescotland.gov.uk

Performance Summary

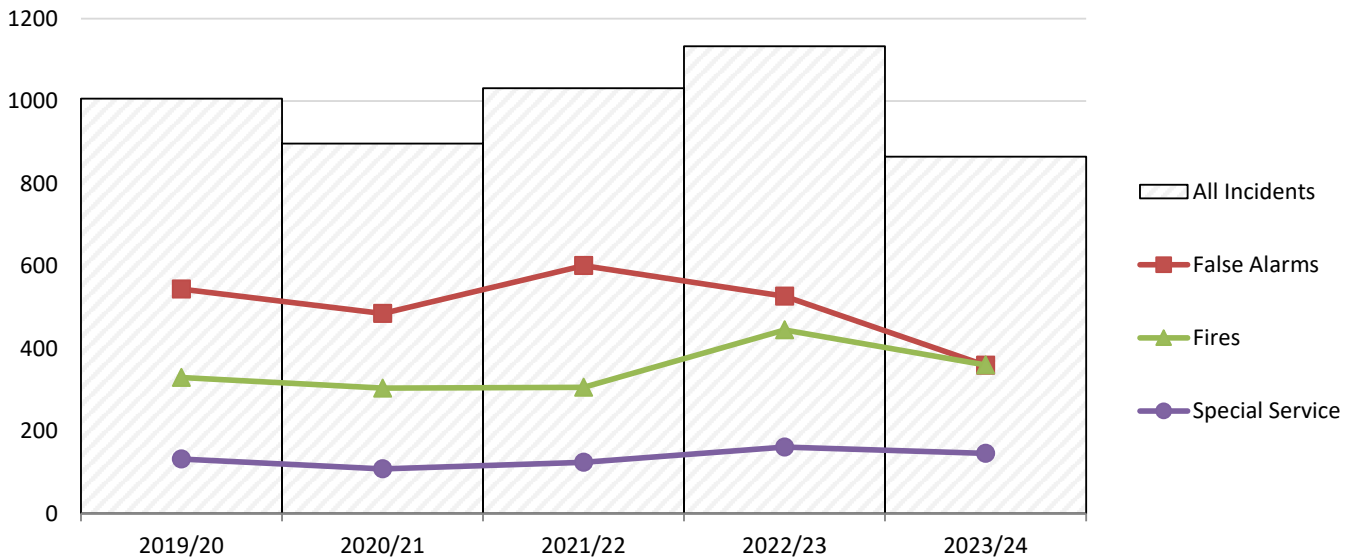
We measure how well we are meeting our priorities using 6 key indicators, depicted below

Key performance indicator	Apr to (& incl.) Dec					RAG rating
	2019/20	2020/21	2021/22	2022/23	2023/24	YTD
All deliberate primary fires	42	36	36	52	53	▲
All fire casualties (fatal & non-fatal (incl. p/c's))	7	15	3	8	5	●
All deliberate fires excl. dwellings	208	173	176	274	224	●
Special Service - RTCs	28	12	22	30	22	●
Special Service Casualties - All	40	21	24	25	27	▲
False Alarm - UFAs	301	215	335	285	142	●

RAG rating - KEY		
◆	RED DIAMOND	10% higher than the previous YTD period, or local target not achieved.
▲	YELLOW TRIANGLE	Up to 9% higher than the previous YTD period, or local target not achieved.
●	GREEN CIRCLE	Equal to or improved upon the previous equivalent quarter (or YTD period), or local target achieved.

Note
Quarterly comparison RAG Rating = the reporting period compared to the average of the three previous quarterly reporting periods.
Incident Overview
Year to Date RAG Rating = the cumulative total of all quarterly performance in current year compared to cumulative total of all quarterly performance in previous year.

The chart below illustrates incidents YTD attended within Midlothian council over the last 5 fiscal years



Progress on local fire & rescue plan priorities

Local Risk Management and Preparedness

The Service must identify, prioritise and plan to meet the risks in each local community.

We said we would:

- train our staff to deal with our local risks
- gather and analyse risk information
- work with partners to mitigate risks
- deal with major events

Train our staff to deal with our local risks

All of our operational staff undertake routine and risk specific skill acquisition and maintenance training.

Gather and analyse risk information

All of our operational staff gather and analyse local risk information and operational intelligence, used in our preparations to resolve incidents.

We conduct Post Incident Debriefs to identify any lessons that can be learned from our preparedness and response to emergency events.

We use Urgent Operational Intelligence Briefings to inform our operational staff of any safety critical information.

Work with partners to mitigate risks

We continue to be an active member of the East Local Resilience Partnership.

We share information with local authority partners and other key stakeholders (e.g. Police Scotland) to ensure emergency event risks are mitigated.

Deal with major events

There were no major fire events or significant emergency events in this reporting period.

Reduction of 'All deliberate primary fires'

Primary fires can be described as any property such as a residential house or a commercial building, road vehicle, land involving trees or external structure (fencing, garages, garden huts etc). The SFRS is committed to keeping people safe in our communities. We share information with partners to make sure that we reduce the risk to members of the community as well as property. Reduction of deliberate primary fires contributes to The Single Midlothian Plan.

Results

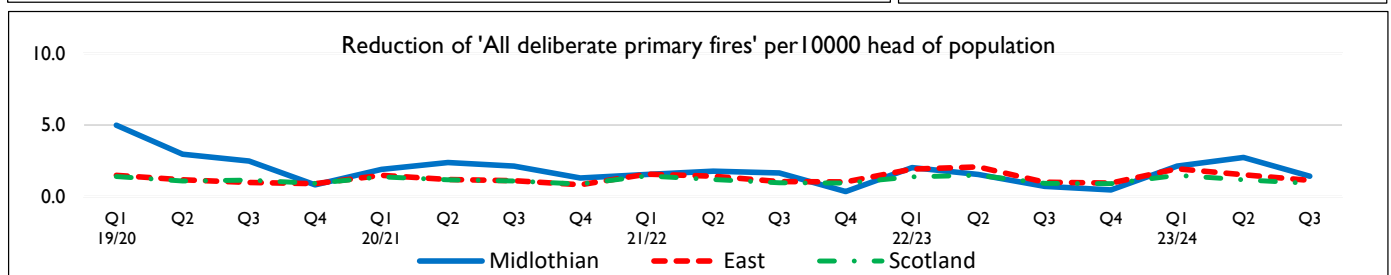
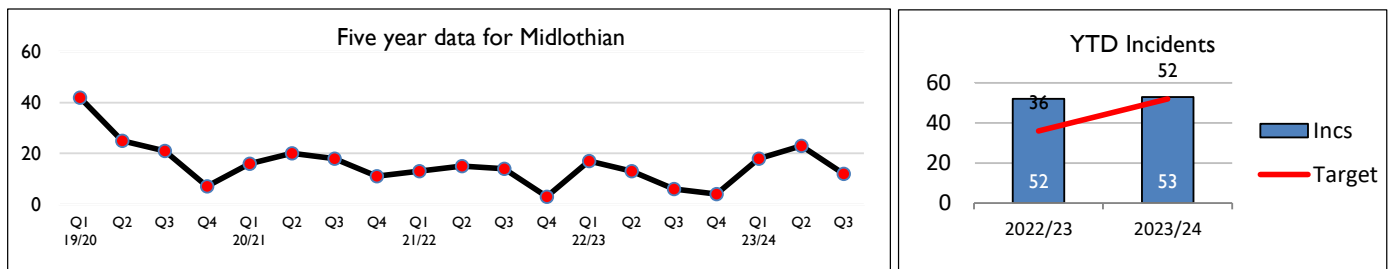
We aim to reduce primary deliberate Fires in Midlothian by contributing towards the SFRS target of 10% reduction per year, over a three-year rolling period. During this quarter, we responded to 12 deliberate Primary Fires, which is a decrease of 3 incidents compared with the same period last year. The long-term trend based upon incidents/10,000 population shows the number of incidents in Midlothian are above the Scottish and East Service Delivery Area trend lines.

Reasons

Of the 12 deliberate primary fires attended during the reporting period, the breakdown is as follows: 6 were deliberate fires involving buildings, 2 of which were domestic dwelling properties. 5 Incidents were wilful fireraising of vehicles and 1 incident involved heathland/trees set alight during the reporting period. SFRS continues to work with partners and stakeholders to reduce wilful fireraising as a result of anti social behaviour. Appendix 1 provides information on preventative work and initiatives by SFRS to reduce the number of deliberate fires in Midlothian. This is an overall decrease of 3 incidents of wilful fireraising events in comparison of the

Actions

SFRS continue to work in partnership to educate and inform people about the dangers of fire. We routinely engage with schools and target areas where anti-social behaviour involving wilful fireraising is prevalent. Appendix 1 'Midlothian Prevention Q3 Report' provides further details on our prevention activities. During the reporting period, SFRS conducted a total of 96 HFSV in Midlothian. 38 HFSV were as a direct result of PDIR by operational crews. SFRS welcome referrals from partners for the most vulnerable people in our communities. In Q3 our staff delivered the following safety initiatives to communities in the Midlothian area: Electrical safety, Road



YTD ward ave. for Midlothian - 9	2019/20	2020/21	2021/22	2022/23	2023/24	Sparklines
Midlothian	42	36	36	52	53	
Penicuik	1	4	2	5	2	
Bonnyrigg	5	3	5	5	8	
Dalkeith	8	5	12	7	8	
Midlothian West	7	6	2	3	3	
Midlothian East	16	10	10	17	17	
Midlothian South	5	8	5	15	15	

Reduction of 'All fire casualties (fatal & non-fatal (incl. p/c's))'

Fire casualty and fatality rates provide an indication of the amount of serious, life-threatening injuries that occur due to fire. This can indicate not only the success of SFRS in reducing the number of life risk fires through community fire safety and similar activities, but also their success in response activity in saving lives.

Results

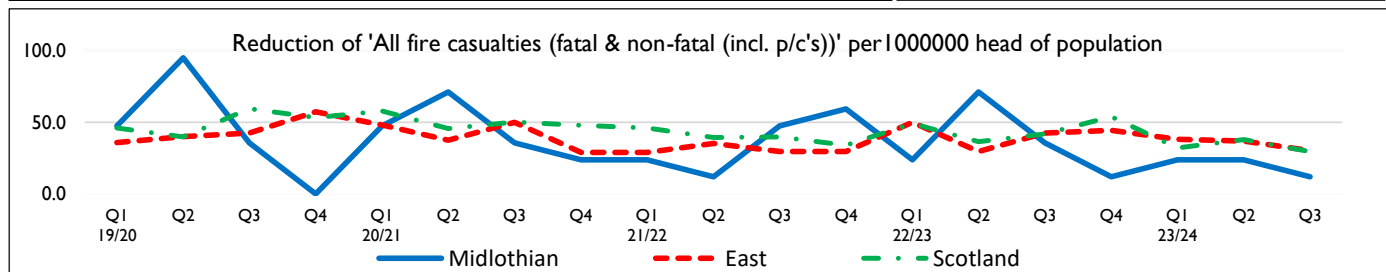
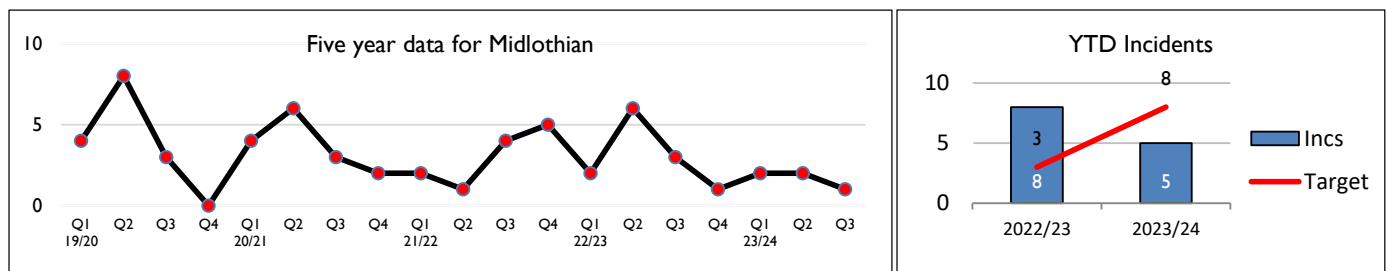
Sadly, the area attended 1 incident during the reporting period which resulted in a fatality. We aim to reduce Fire Casualties in Midlothian each per year, which contributes towards the SFRS target of reducing Fire Casualties by 5% per year, over a three-year rolling period. In quarter 3, this is an increase of 1 from the same reporting period from last year. The long-term trend based upon casualties/10,000 population shows Midlothian is performing below the Scottish average and East SDA average.

Reasons

Historically Midlothian has low numbers of casualties from fires and it is positive to note that this trend remains low for the reporting period. SFRS continues to work with partners to maintain this trend.

Actions

We continue to work with our partners in Midlothian Council and seek opportunities with social work and NHS to target those most vulnerable and at risk from fire. Appendix 1 'Midlothian Prevention & Protection Activities' provides further details on current activities.



YTD ward ave. for Midlothian - 1	2019/20	2020/21	2021/22	2022/23	2023/24	Sparklines
Midlothian	7	15	3	8	5	
Penicuik	0	2	2	3	1	
Bonnyrigg	3	0	0	0	1	
Dalkeith	3	7	0	3	0	
Midlothian West	0	1	0	0	2	
Midlothian East	1	0	0	1	1	
Midlothian South	0	5	1	1	0	

Reduction of 'All deliberate fires excl. dwellings'

Historically deliberate fire setting has not been a significant problem for the SFRS in Midlothian, however recent years have shown a distinct increase in this activity and there is a close link between deliberate secondary fires and other forms of anti-social behaviour. In the main, deliberate fires are secondary fires categorised into refuse/bins, grassland or derelict buildings incidents. Reduction of Deliberate Fire Setting contributes to the Single Midlothian Plan.

Results

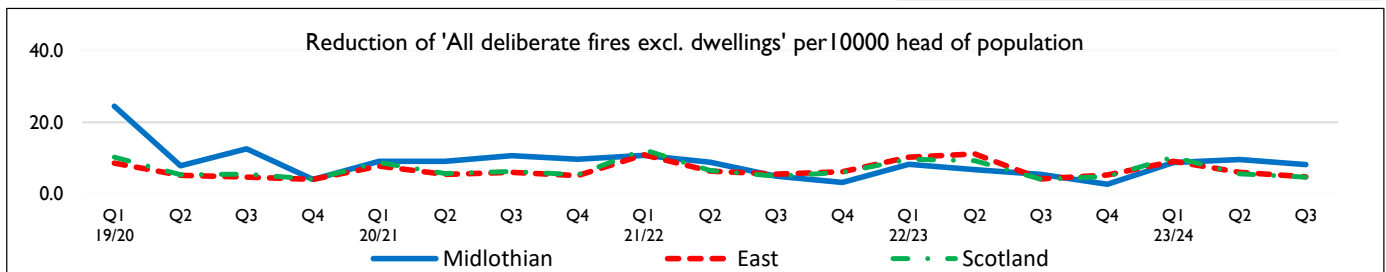
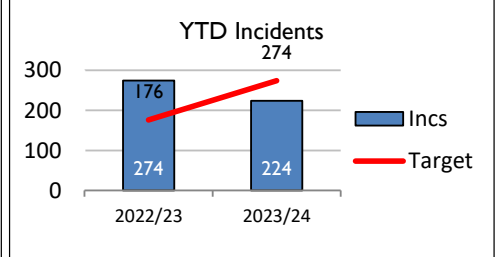
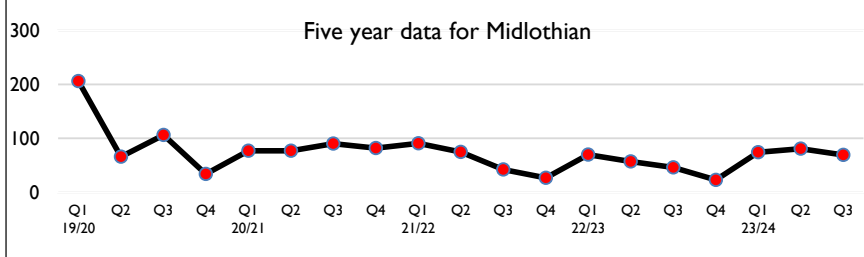
There were 58 deliberate fires within the reporting period, which is an increase of 22 when compared to the same period last year. The long-term trend based upon incidents/10,000 population shows Midlothian performing above the Scottish and East Service Delivery Area trend line.

Reasons

The 58 incidents SFRS attended were mainly 'deliberate secondary fires' involving refuse that was set alight. Incidents range from commercial/domestic structures refuse/bins including wheelie and recycling bins have also been set alight during the reporting period. The figures also include incidents attended by SFRS on Bonfire night.

Actions

The SFRS continue to work with our Partners and any emerging themes are managed in Partnership with relevant intervention and prevention activities carried out. Various on-going preventative activities have been undertaken throughout the year targeting the issue of deliberate fire-raising. This includes various youth engagement events, thematic actions, information sharing/visits to schools and other partnership work.



YTD ward ave. for Midlothian - 37	2019/20	2020/21	2021/22	2022/23	2023/24	Sparklines
Midlothian	208	173	176	274	224	
Penicuik	8	13	10	21	26	
Bonnyrigg	26	32	23	26	41	
Dalkeith	40	32	34	52	30	
Midlothian West	28	26	19	26	30	
Midlothian East	70	39	58	92	45	
Midlothian South	36	31	32	57	52	

Reduction of 'Special Service - RTCs'

While much of this risk is out with the control of SFRS, responding to Non-Fire Emergencies such as Road Traffic Collisions is a key part of our intervention activities. The SFRS is committed to working with partners and other stakeholders to drive continuous improvement in this area. Reduction of Casualties from Non-Fire Emergencies contributes to the Single Midlothian Plan, number of people killed or seriously injured in road accidents.

Results

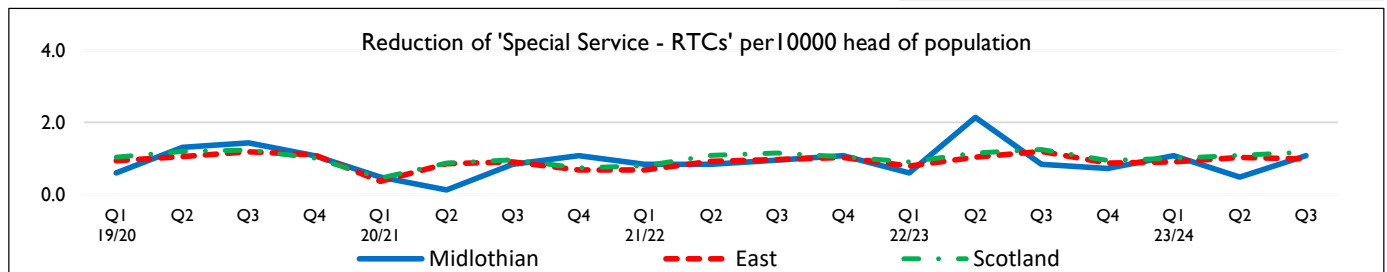
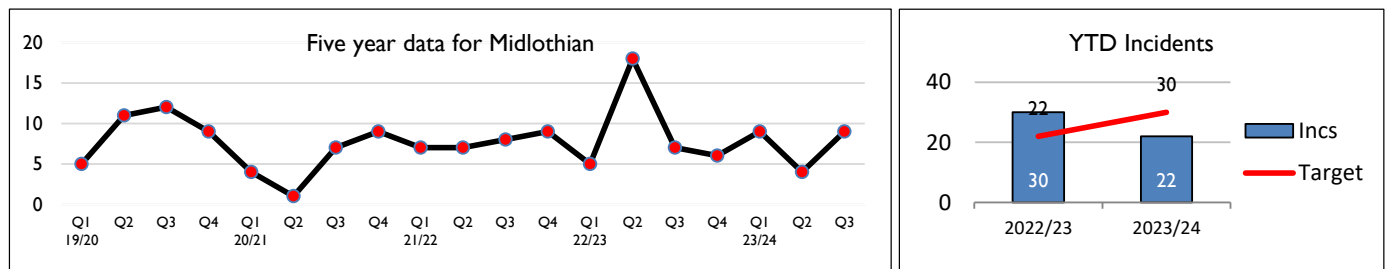
SFRS attended 9 Road Traffic Collisions during this period, which is an increase of 2 when compared with the same reporting period last year. Per 10,000 head of population, Midlothian is below the Scottish trend line and slightly above the East Service Delivery area trend line. SFRS only attends RTCs when requested by the initial 999 caller or by partners when they require assistance to extricate trapped casualties from their vehicles.

Reasons

The SFRS only attend those RTC's they are requested to attend this number does not reflect the total number within Midlothian. It should be noted that the actual number of RTCs in the Midlothian area will be higher than what is being reported by SFRS.

Actions

The SFRS is a member of a multi-agency approach to reducing Road Traffic Collision's and the associated casualties and fatalities. The continued delivery of Tomorrow's Driver programme targeting young people is an excellent partnership approach to reducing road traffic collisions. The programme is delivered to all secondary schools in Midlothian.



YTD ward ave. for Midlothian - 4	2019/20	2020/21	2021/22	2022/23	2023/24	Sparklines
Midlothian	28	12	22	30	22	
Penicuik	9	3	2	4	3	
Bonnyrigg	1	0	2	3	1	
Dalkeith	3	1	4	9	3	
Midlothian West	5	4	7	5	6	
Midlothian East	7	3	4	7	5	
Midlothian South	3	1	3	2	4	

Reduction of 'Special Service Casualties - All'

While much of this risk is out with the control of SFRS, responding to Non-Fire Emergencies is a key part of our intervention activities. The SFRS is committed to working with partners and other stakeholders to drive continuous improvement in this area. Reduction of Casualties from Non-Fire Emergencies contributes to the Single Midlothian Plan.

Results

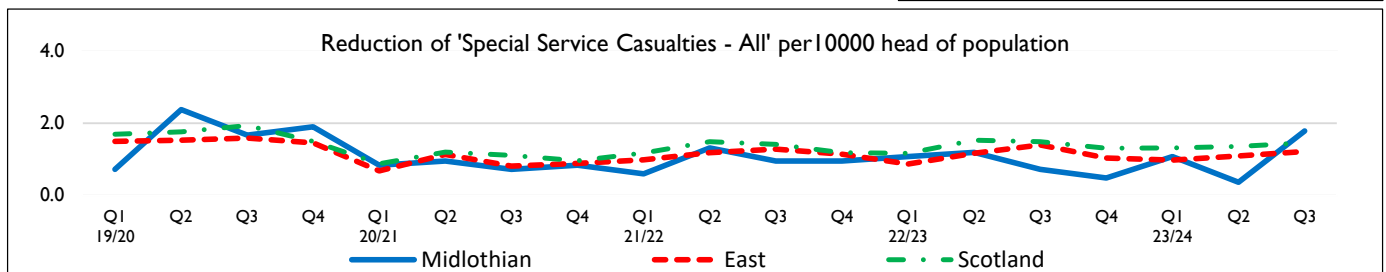
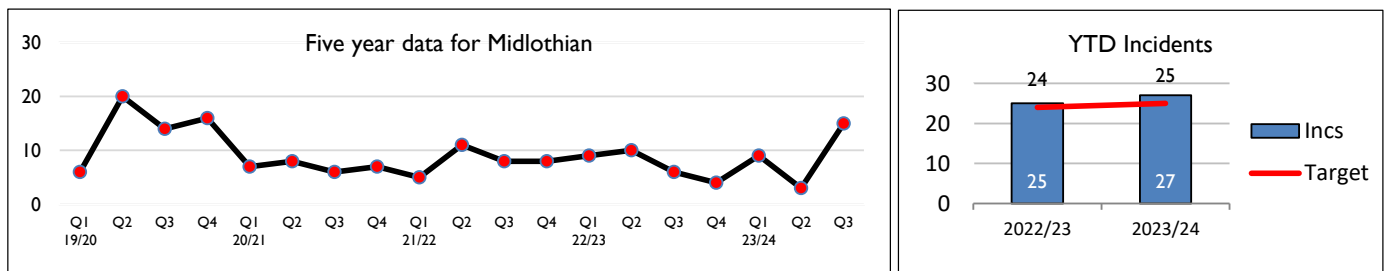
SFRS attended 39 Special Service incident types in Midlothian in the last quarter a decrease of 4 incidents from the same reporting period last year. There were 12 special service incidents that resulted in casualties during the reporting period, which sadly included 2 fatalities. Per 10,000 head of population, Midlothian is above the Scottish and the East Service Delivery area trend lines.

Reasons

Of the 39 Special Service incidents SFRS attended, on 24 occasions SFRS crews were called to effect entry into properties or vehicles. On 5 occasions SFRS assisted partner agencies. Other SS incidents attended during the reporting period were responding to an incident involving hazardous material and persons trapped in lifts.

Actions

The SFRS in Midlothian will continue to respond to the communities needs in terms of other non-fire emergencies with the overall objective of reducing casualty and fatality rates within Midlothian. Given SFRS continual involvement in effecting entry to properties on behalf of our emergency partners, it would be reasonable to assume the number of Special Service casualties will increase over time.



YTD ward ave. for Midlothian - 5	2019/20	2020/21	2021/22	2022/23	2023/24	Sparklines
Midlothian	40	21	24	25	27	
Penicuik	10	6	3	6	11	
Bonnyrigg	5	1	2	4	4	
Dalkeith	3	5	4	6	3	
Midlothian West	8	3	5	7	2	
Midlothian East	13	6	4	1	2	
Midlothian South	1	0	6	1	5	

Reduction of 'False Alarm - UFAs'

False alarms are categorised into 4 sections; Good Intent, malicious, false alarm due to equipment and Unwanted Fire Alarm Signals (UFAS). UFAS incidents are defined as incidents where an automated fire alarm system activates and results in the mobilisation of SFRS resources to commercial, retail, education or offices premises. It is classed as UFAS when the reason for that alarm turns out to be connected with faulty or defective alarm equipment. The SFRS is committed to working with partners and other stakeholders to reduce Unwanted Fire Alarm Signals. SFRS still responds to fire alarm incidents in properties where there is a sleeping risk.

Results

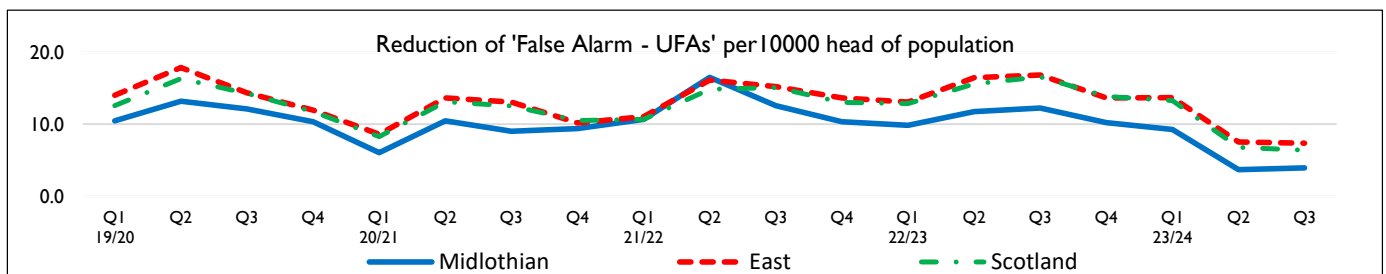
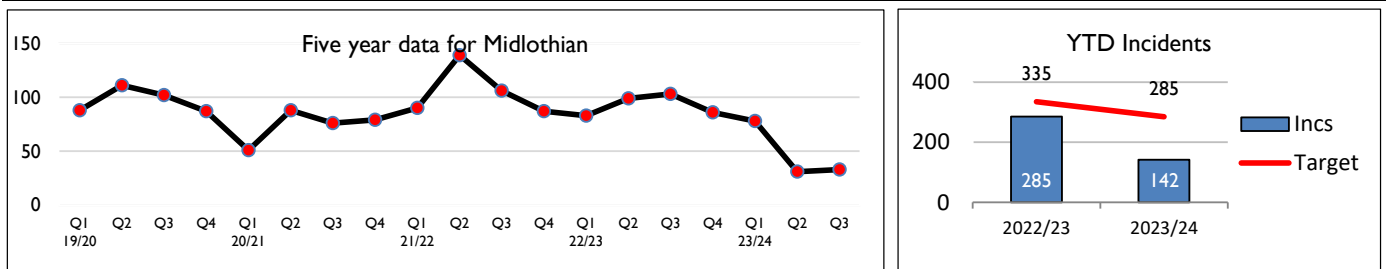
SFRS attended 97 False Alarms during the reporting period, which is a decrease of 87 from the same reporting period last year. SFRS attended 33 Unwanted Fire Alarm Signals incidents during the reporting period, which is a decrease of 68 incidents when compared to the same reporting period last year. Of the 97 false alarms SFRS attended, 25 were false alarms good intent and 4 were malicious. Midlothian trend line is performing below the Scotland and the East delivery area trendline.

Reasons

The majority of false alarms and UFAS incidents are caused as a direct result of faulty equipment, during the reporting period, 68 of the 97 false alarms SFRS attended were attributable to faulty equipment. Other causes were cooking fumes, smoking or accidental activation. SFRS attended 4 malicious during the reporting period which is a decrease of 7 from the previous reporting period last year.

Actions

Our Fire Safety Enforcement Officers work closely with premises to reduce further incidents. This includes discussing technological, procedural and management solutions in order to prevent future Unwanted Fire Alarm Signals incident. From 1st July 2023 SFRS will not attend fire alarms activations in non-sleeping properties - unless the caller reports smoke or fire. In Midlothian, we are currently engaging with various premises giving advice to prevent further occurrences.



YTD ward ave. for Midlothian - 24	2019/20	2020/21	2021/22	2022/23	2023/24	Sparklines
Midlothian	301	215	335	285	142	
Penicuik	39	34	34	30	13	
Bonnyrigg	49	30	47	34	27	
Dalkeith	49	18	45	47	39	
Midlothian West	94	75	121	92	31	
Midlothian East	44	30	54	44	18	
Midlothian South	26	28	34	38	14	

Midlothian Prevention & Protection Activities

Quarter 3: 1st October – 31st Dec 2023

Fire Safety Enforcement Audits

The Scottish Fire and Rescue Service (SFRS) is the enforcing authority for the Fire Scotland Act 2005 and Fire Safety Regulations 2006. The act applies to specific non-domestic premises and requires duty holders to comply with relevant aspects of the Act and Regulations. SFRS responsibilities as the enforcing authority are captured within an Enforcement Framework. The Framework identifies and assigns priority to premises type with those premises deemed as higher risk given priority for auditing purposes. Premise providing sleeping accommodation such as hospitals, care homes, houses of multiple occupation, hostels and hotels receive an annual audit. Other premises that are subject to audit but deemed lower risk will be visited every three or five years. Within Midlothian we have Officers who plan and carry out these duties. The Officers are also available to provide Fire Safety advice, consulting with partners such as Local Authority Building control functions and the wider public with Fire Scotland Act 2005 responsibilities.

MIDLOTHIAN AUDITS 23/24	OCTOBER-DECEMBER	YTD
	31	79

Home Fire Safety Visits

The delivery of Home Fire Safety Visits (HFSVs) is the corner stone of the SFRS Community Safety Engagement framework. By visiting households to provide fire safety advice and smoke alarms, the numbers of dwelling fires and casualties will be reduced. Requests for HFSVs are generated in several ways, including self-referral (**page 5**), SFRS partners referring and visits carried out after SFRS have attended a domestic fire incident. This is known as Post Domestic Incident Response (**PDIR**), offering a HFSV to the properties and occupants impacted directly by the fire and the wider neighbourhood area.

When a HFSV is generated, the risk within the property is calculated by asking the occupant a number of specific questions. The outcome will be either, High, Medium or Low risk. This outcome determines priority in relation to carrying out the visit and the frequency for future re-visits. The table below highlights the number of visits carried out in Midlothian for this reporting period.

MIDLOTHIAN QRT 2	HIGH	MEDIUM	LOW	TOTALS	PREV QRT 23/24	YTD
Ward						
Bonnyrigg	2	5	5	12	16	36
Dalkeith	5	11	11	27	24	42
Mid East	4	9	9	22	21	45
Mid South	5	7	4	16	20	40
Mid West	1	2	5	8	14	25
Penicuik	3	6	2	11	12	23
TOTALS				96	211	307

Home Fire Safety Referrals

The table below details how HFSVs were generated.

Post Domestic Incident Response (PDIR)	38	YTD
Melville Housing	1	
EMPPPO	5	
Midlothian Housing	2	
MID NHS Demetia Team	2	
Midlothian Occupational Therapist	3	
Other	6	
Police	1	
Police Concern	1	
Self-referral	30	
Woman's Aid	3	
Scottish Ambulance Service	2	
Social Services	2	
Total	96	307

Partnership Working/Youth Engagement

Fire Safety and Support Education (FSSE) engagement

SFRS regularly engage with Children and Youths to discourage fire-related anti-social behaviour. This is very successful, however, on occasion we have to undertake additional actions and interventions. Our FSSE policy procedure is used to engage with those individuals who demonstrate an unsafe or concerning interest in fire or have been involved in fire-related antisocial behaviour. Such individuals are normally referred to us via Police Scotland. SFRS have trained members of staff, Fire Safety Advisors (FSAs) who carry out one-one discussion(s) with individuals, highlighting the dangers and consequences of such behaviour. Within the report period, SFRS have engaged with 1 Youth.

Safeguarding

During this period our teams continued to identify and refer adults at risk of harm and/or in need of support. This has resulted in **7** referrals being processed to Social Services.

Partner agencies have also requested **17** Enhanced Home Fire Safety Visits through Police concern reports or direct requests from social services.

Other Work Completed or In Progress

Our Local Community Action Team have also been involved with delivery and promotion of the following initiatives during the reporting period;

- Electrical Safety
- Road Safety
- Festive Safety
- Bonfire Safety

Bonfire Period Activity

I am pleased to report that once again we have seen a decrease in fire related anti-social behaviour. Between 29th October and 8th of November, SFRS attended a total of eight (8) secondary fires (refuse or woodland). Three (3) of those attendances occurred on the Bonfire night. No verbal or physical abuse was reported by our staff. These positives outcomes are the result of continued partnership working with Police Scotland, MLC and the communities within Midlothian. Our Community Action Team (CAT) play a huge part, delivering talks to all High Schools and various Youth Groups leading up to Bonfire night. Our safety presentations are also available to the wider public via Social Media platforms such as Twitter and YouTube.

Youth engagement activities

The local Community Action Team (CAT) have been busy delivering weekly Fire Safety talks at St Davids High School Nurture Group. In addition, CAT have delivered a 2-day Fireskills course to 7 youths from the same School.

Road safety

SFRS participated in a Partnership led Road safety event at Glencourse Barracks. To further enhance Road Safety awareness, we also delivered 'Tomorrow's Drivers' presentation to all Midlothian High Schools.

Other Ongoing Work

Risk recognition training remains a major objective for SFRS. This allows partners such as Health and Social Services to identify the risk of fire within homes. As a result of this raised awareness, a HFSV can then be made to SFRS. We strongly encourage all partners to regularly review staff awareness and contact us should further training be required.

The Local CAT has been engaging with Ukrainian visitors at refuge hotel in Dalkeith to deliver fire safety information.

SFRS staff are working with Scottish Water Gladhouse reservoir and Pentland Hills Ranger to deliver Water Safety and Wildfire Education to visitors at these locations. Midlothian Council and Scottish Water are also involved in this initiative.



SCOTTISH
FIRE AND RESCUE SERVICE
Working together for a safer Scotland

Do you know someone
OVER 50 who
SMOKES?



.....
And do they meet one or more
of the following criteria:

- Living alone?
- Mobility issues?
- Using medical oxygen?

THEY MAY BE AT **GREATER RISK OF FIRE**
AND WE NEED TO REACH THEM!



#MAKETHECALL

0800 0731 999

to book a free

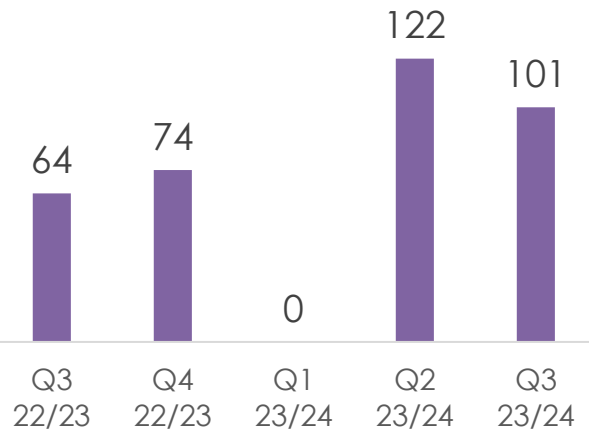
HOME FIRE SAFETY VISIT

or text "FIRE" to 80800 from your mobile phone

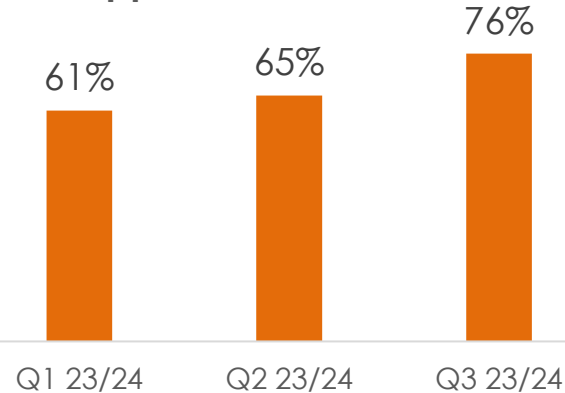
Protective Services - Police and Fire Board Quarter 3 report

Licensing

Number of Liquor Licence applications received

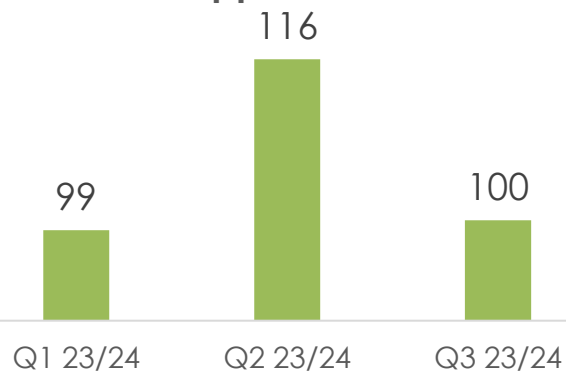


Percentage of Civic Government Licence applications determined

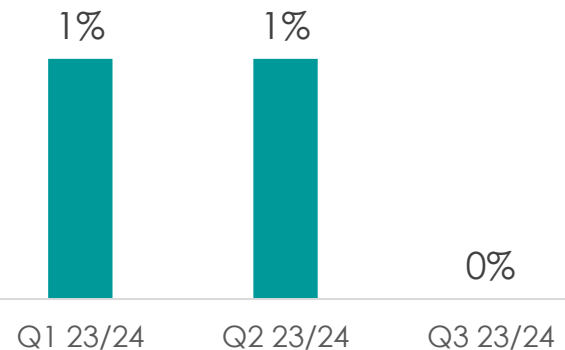


96% of liquor licence applications were determined

Number of Civic Government Licence applications



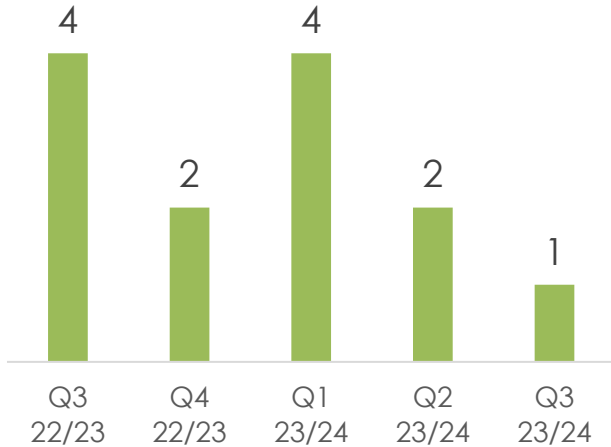
Percentage of Civic Government Act applications referred to the General Purposes Committee



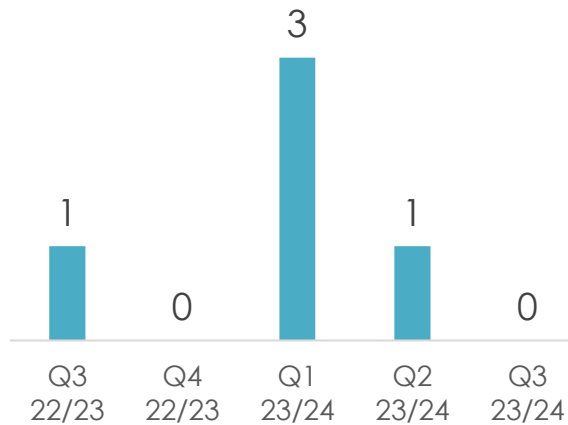
1% of liquor licence applications were referred to the Licensing Board

Workplace Health and Safety

Number of Business Workplace Health and Safety proactive inspections

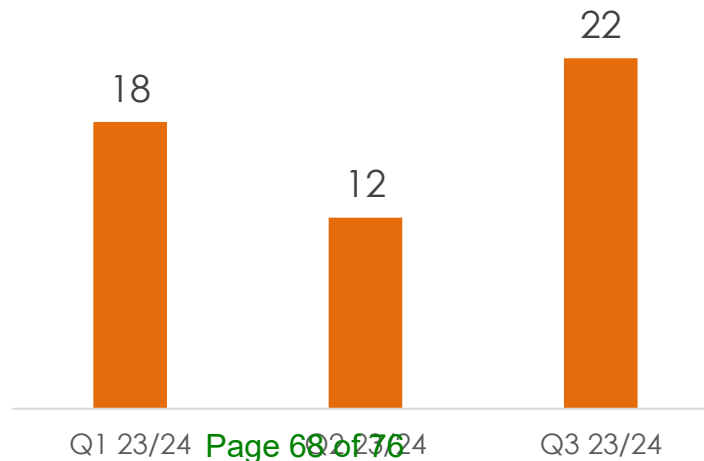


Number of Business Workplace Health and Safety Improvement notices served



There have been no Workplace Health and Safety Prohibition notices served Q1-Q3 23/24

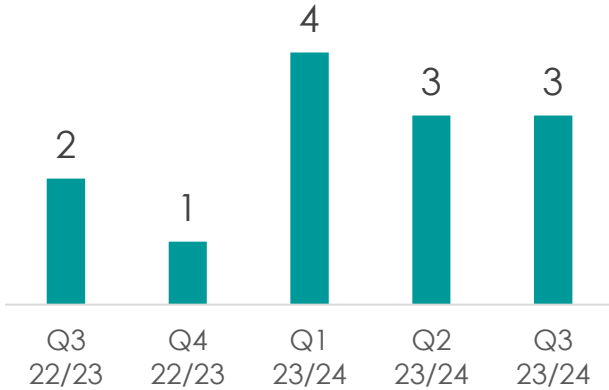
Number of workplace safety RIDDOR reports received



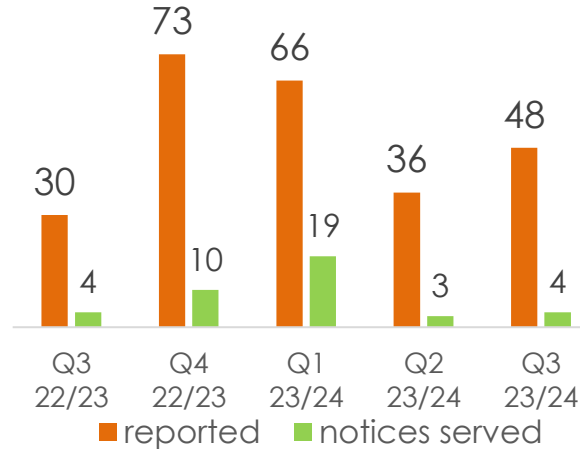
No RIDDOR related visits took place to investigate business workplace health and safety incidents.

Public Health

Number of Abandoned Vehicles removed for destruction



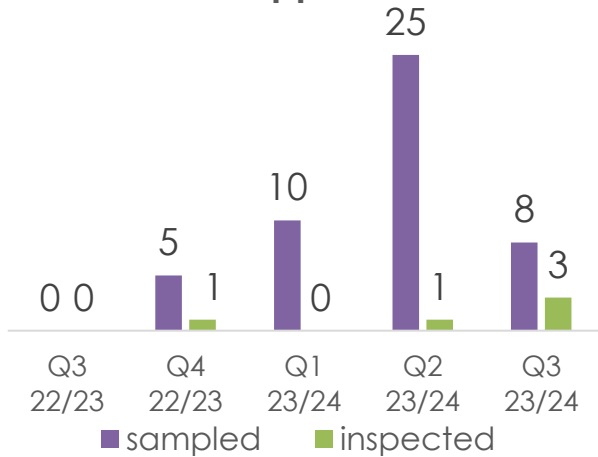
Number of Abandoned Vehicles



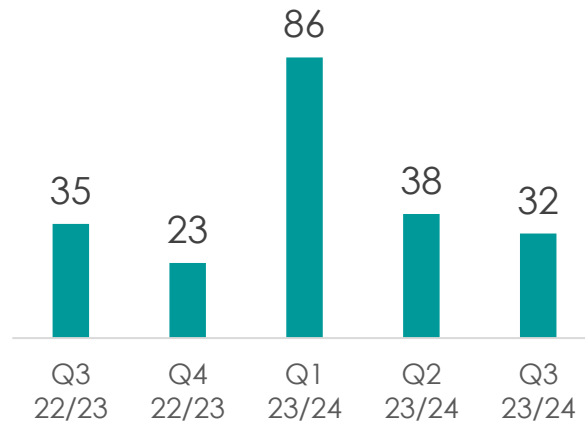
222 Public Health Service requests were received from Midlothian residents and businesses

93% of Public Health complaints received a first response within timescales

Number of Private water supplies



Number of Planning Application consultations received



102 Public Health Service requests were received from internal sources

0 Environmental Protection Abatement 1990 Notices were served

3 short term let Applications received

3 short term let Licences issued

Civil Contingencies and events

Plans and Procedures:

Note: Following on from the Q2 report, progress in some areas this quarter has been impacted by the early departure of a 0.6 FTE team member at the end of May 2023 who was on a temporary contract until October 2023.

Plans and Procedures updated this quarter:

- Emergency Contacts Directory – as and when staff changes have occurred.
- 2023-24 version of the Severe Weather Plan.
- Prevent related guidance document for colleagues who take bookings for Council premises and/or present during the period of the booking.

Plans in progress or awaiting guidance:

- Midlothian Council generic Emergency Plan. Will reflect changes to multi-agency partnership arrangements and internal restructuring. Police Scotland have asked for some specific changes to the text (Dec 23).
- Operation UNICORN. No details received as yet from official sources. Preparations to date are in line with those carried out previously.

Business Continuity Plans:

Confirmation has been received that the current software contract will continue to January 2025. This provides an opportunity, when an appropriate resource is identified (see note above), to support services to review their Business Continuity (BC) plans. Business Continuity Planning remains a key service management requirement, as highlighted during the recent Cyber incident “near miss”. As a result of the latter, Protective Services have linked up with Digital Services to promote BC when Digital Services are delivering inputs on Cyber Attacks.

Multi-agency Exercises, Training, Presentations and Work streams:

Team Members Participated in the following. Where appropriate to their areas of work, invitations were extended to colleagues in other services and partners:

- Planning for a Torness related exercise in 2024 which requires representation from Midlothian Council.
- Lothian and Borders Local Resilience Partnership and East of Scotland Regional Resilience Partnership Short Life Working Groups(SLWG) to develop multi-agency frameworks in relation to National Power Outages, Severe Weather, Care for People, Mass Fatalities, Risk Preparedness Assessment. The Care for People SWLG has published the agreed multi-agency Framework and its work is now concluded. Other workstreams remain in progress with most nearing completion. Participation in these is important to avoid any assumptions or obligations being included which might prove to be detrimental to, or unachievable by, Midlothian Council.
- Briefings relating to the Protect Duty/Martyn's Law. The Bill is still in draft form (“Terrorism (Protection of Premises) Draft Bill”) though was mentioned in the King's Speech and is expected to be put before Parliament in the current session, if time allows. Progress continues to be monitored and updates shared with relevant services and stakeholders, including event organisers, voluntary and business sectors.
- Annual series of Met Office briefing sessions on Severe Weather – and promotion of these across services (ongoing).
- Workshop to explore potential consequences of disruption to the fuel supply – for East of Scotland RRP member organisations.
- Workshop to explore potential consequences of a reservoir dam failure – for East of Scotland RRP member organisations.
- Exercise (via MS Teams) to explore potential consequences of severe weather affecting a wide geographical area.

Team members facilitated:

- Attendance of a Council colleague on the November 2023 multi-agency Crisis Management Course organised by the EoS RRP. Another two were scheduled to attend the December 2023 course but this was cancelled. The dates for 2024 have just been issued so those two individuals will re-book along with any new notes of interest.
- A severe weather scenario (via MS teams) for Place (Place) SLT.

Report to Divisional Management Teams/Corporate Management

Team:

The last quarterly report noted that a report was being drafted for submission to the Corporate Management Team (CMT) regarding proposed steps to enhance the organisation's preparedness for emergency response. CMT have subsequently requested scenario based reports. Any report will be held over until those have taken place.

Ongoing, routine representation at/participation in:

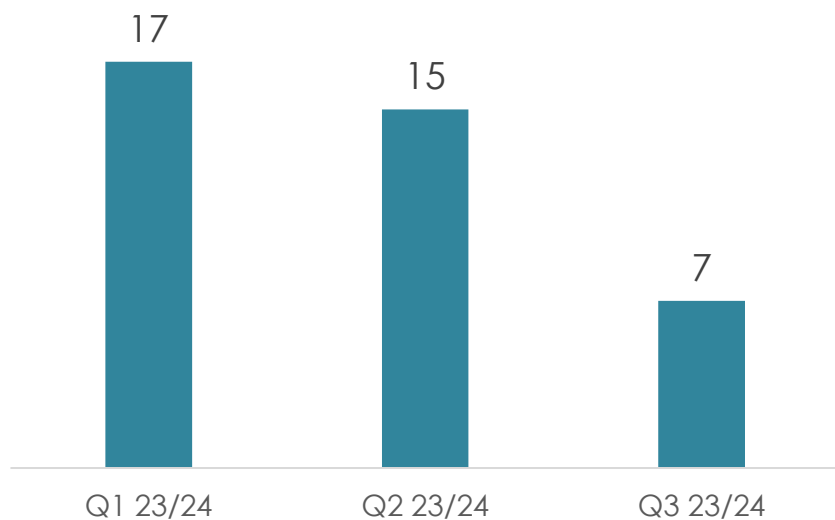
- Local Resilience Partnership meetings – core group, sub groups and Short Life Working Groups as detailed above.
- Lothian and Borders CONTEST group meetings representing the Midlothian CONTEST and Prevent SPOC.
- Internal meetings requiring a Contingency Planning input, including Care for People, Estates Management Safety Groups, internal CONTEST Group (and providing on-going support to the Midlothian SPOC), Safety Advisory Group, support for Business Continuity activities.
- Local Authority Resilience Group Scotland (LARGS) - networking meetings of resilience practitioners.

Ongoing monitoring of events and/or live incidents – disseminating information internally and liaison with external organisations as required.

To note: Following attendance at meetings, seminars, presentations, training sessions, a summary of all pertinent information is forwarded to senior manager(s) and other colleagues as appropriate. Invitations are also forwarded where the subject might be of direct interest to other services/partners.

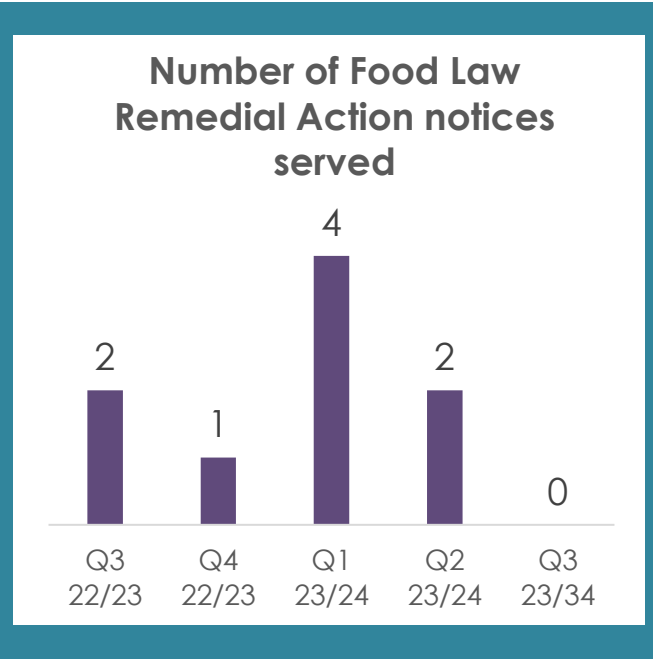
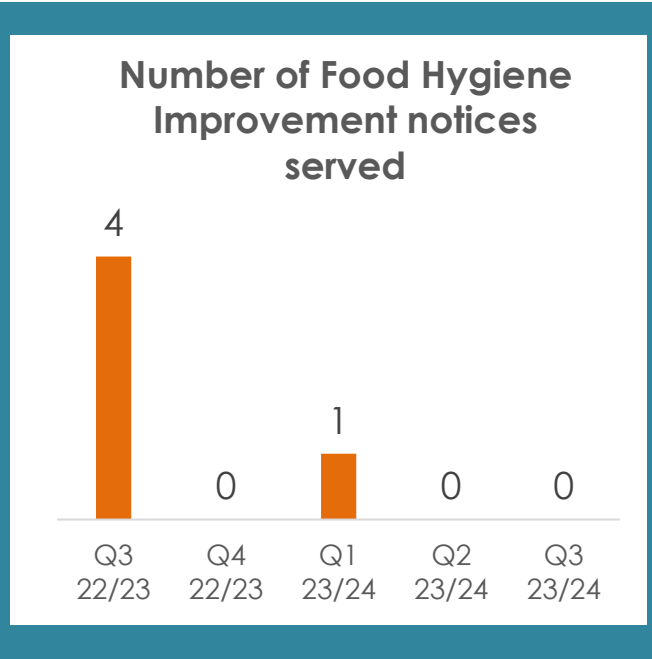
Public events

Number of organisations engaged with the Safety Advisory Group or similar



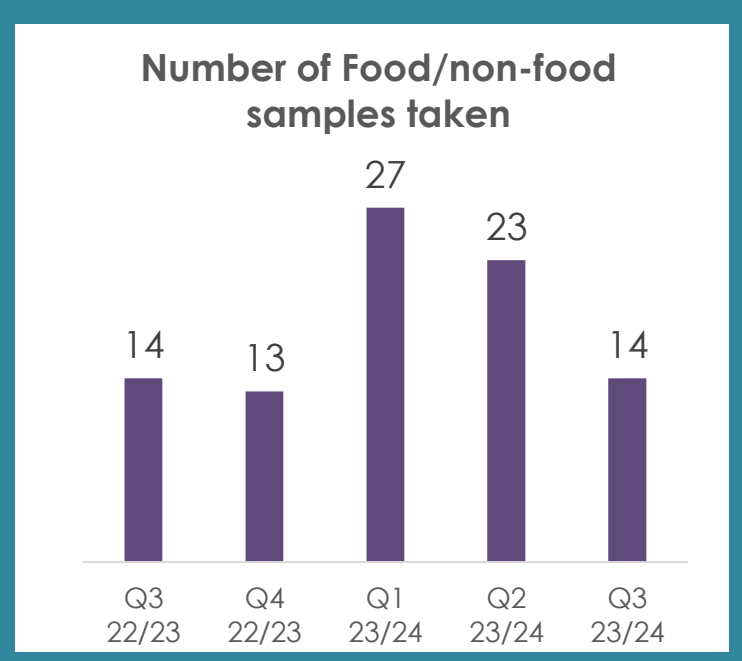
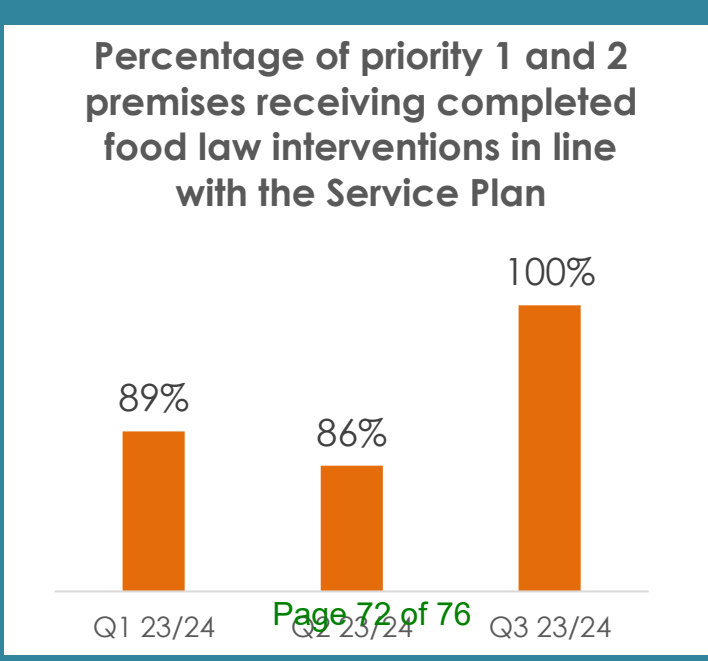
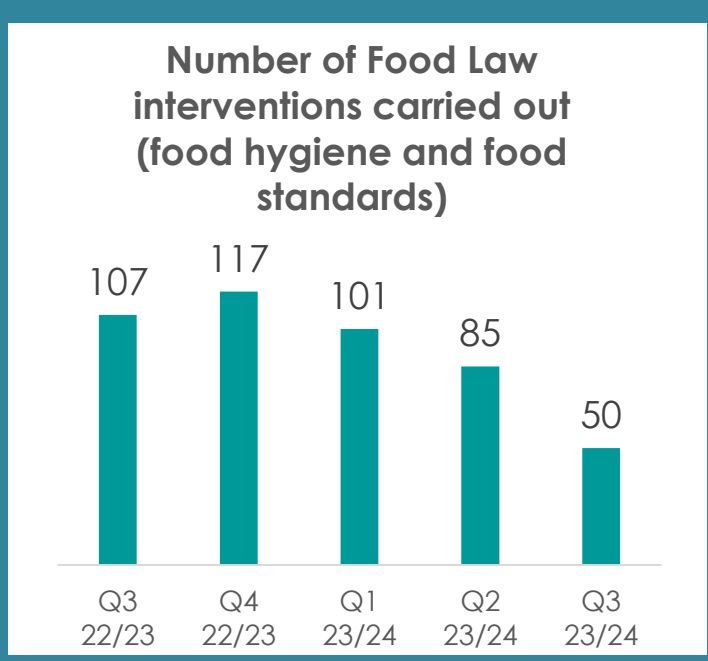
7 x Medium or High-risk events were brought to the Safety Advisory Group during Q3, with oversight of smaller, recurring events taken off table (including all 12 Remembrance events/parades, and 7 lower risk Festive lighting switch on events). Engagement has commenced with gala committees regarding summer 2024 events.

Food Hygiene and Standards



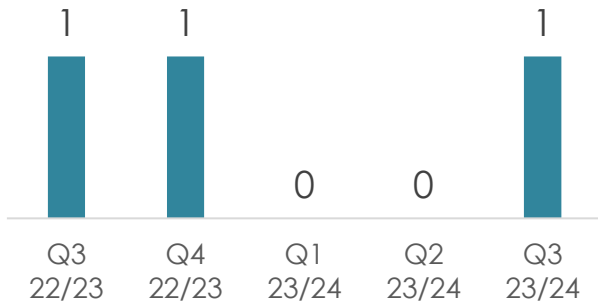
49 Food law service requests were received from Midlothian residents and businesses. (Includes food safety and food standards).

88% of food related service requests from Midlothian residents and businesses were responded to within the target response time of 5 working days. (Includes food safety and food standards).

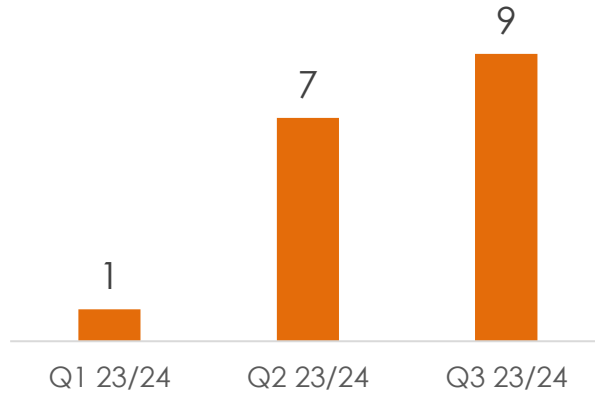


Trading Standards

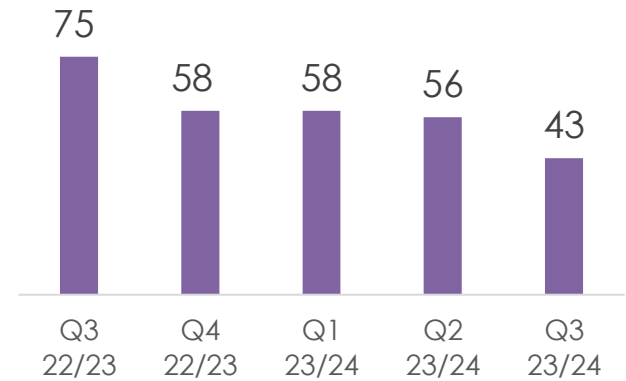
Number of cases reported to Crown Office and Procurator Fiscal Service



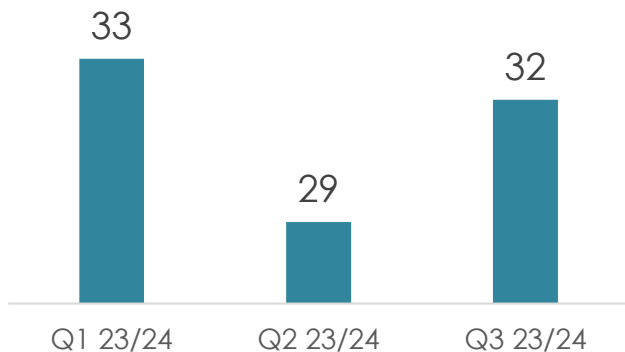
Number of business advice requests received by Trading Standards



Number of consumer complaints received by Trading Standards



Number of intelligence logs input to Intelligence Database (IDB)



100% of Business advice requests were responded to within 5 working days.

100% of Business advice requests were completed within 14 days.

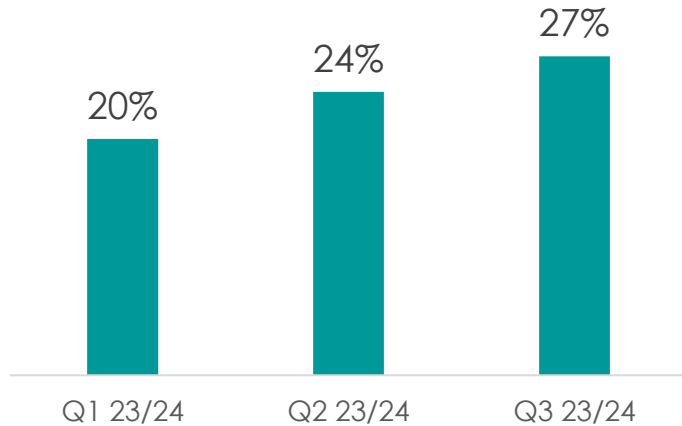
100% of Consumer complaints were responded to within 5 working days.

97% of Consumer complaints were completed within 14 days.

Working to implement a Trusted Trader Scheme to support Midlothian businesses.

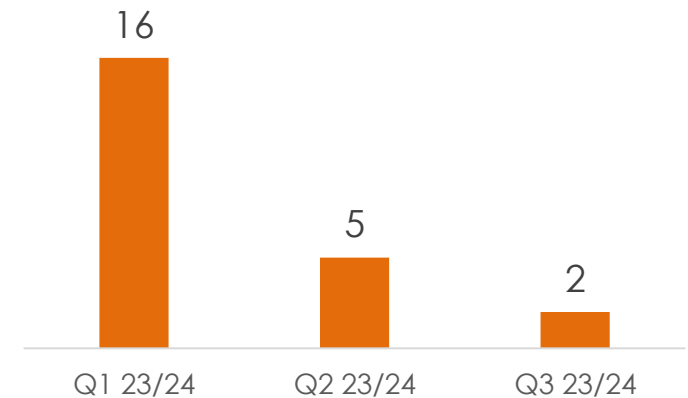
Trading Standards

Percentage of planned inspections achieved in line with the Service Plan

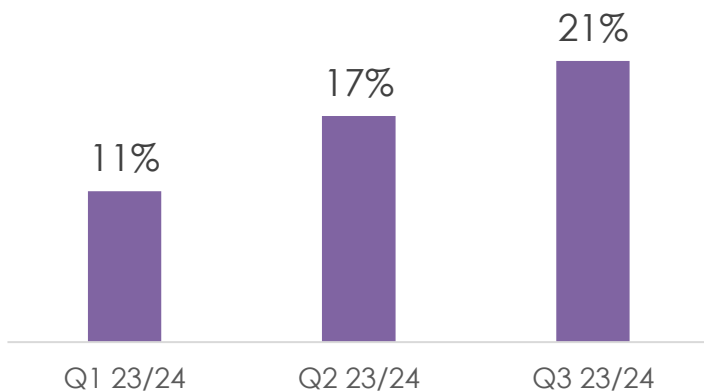


74 Trading Standards Primary Inspections were carried out this quarter including 12 under Animal Health and Welfare.

Number of interventions carried out regarding tobacco and nicotine containing products



Percentage of businesses registered for tobacco/vapes in Midlothian visited

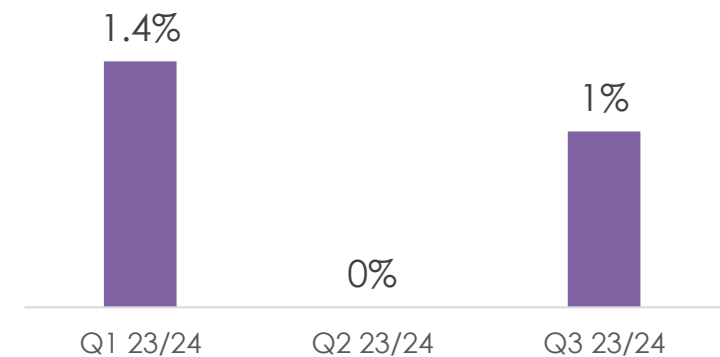


A total of **145** premises are believed to be registered and selling tobacco and/or vapes at 01/04/23.

5 were visited this quarter which is a total of 29 visited so far this year and the target has been met.

Page 74 of 76

Percentage of businesses registered for tobacco/vapes in Midlothian where a test purchase was carried out



Environmental Crime Pilot – Fixed Penalty Notices

Fixed Penalty Notices issued in Q3

