



LOCAL PLAN PERFORMANCE REPORT FOR MIDLOTHIAN



SCOTTISH
FIRE AND RESCUE SERVICE
Working together for a safer Scotland

Quarter 1 Report, 1st April – 30th June, 2023

**Working together
for a safer Scotland**

Midlothian



DISCLAIMER

The figures included in this report are provisional and subject to change as a result of quality assurance and review. The statistics quoted are internal management information published in the interests of transparency and openness.

The Scottish government publishes Official Statistics each year which allow for comparisons to be made over longer periods of time.

Please ensure any external partners in receipt of these reports are aware of this.



CONTENTS	PAGE
1 Introduction	3
2 Performance Summary	4
3 Progress on local fire & rescue plan priorities	
<i>Local Risk Management and Preparedness</i>	5
<i>All deliberate primary fires</i>	7
<i>All fire casualties (fatal & non-fatal (incl. p/c's))</i>	9
<i>All deliberate fires excl. dwellings</i>	11
<i>Special Service - RTCs</i>	13
<i>Special Service Casualties - All</i>	15
<i>False Alarm - UFAs</i>	17
4 Appendices	
5 Glossary	

Introduction

This performance report provides information on our prevention, protection and operational response activities within Midlothian for Quarter 1 of 2023-24 (1st April – 30th June 2023) including information on the year to date figures.

Performance Summary

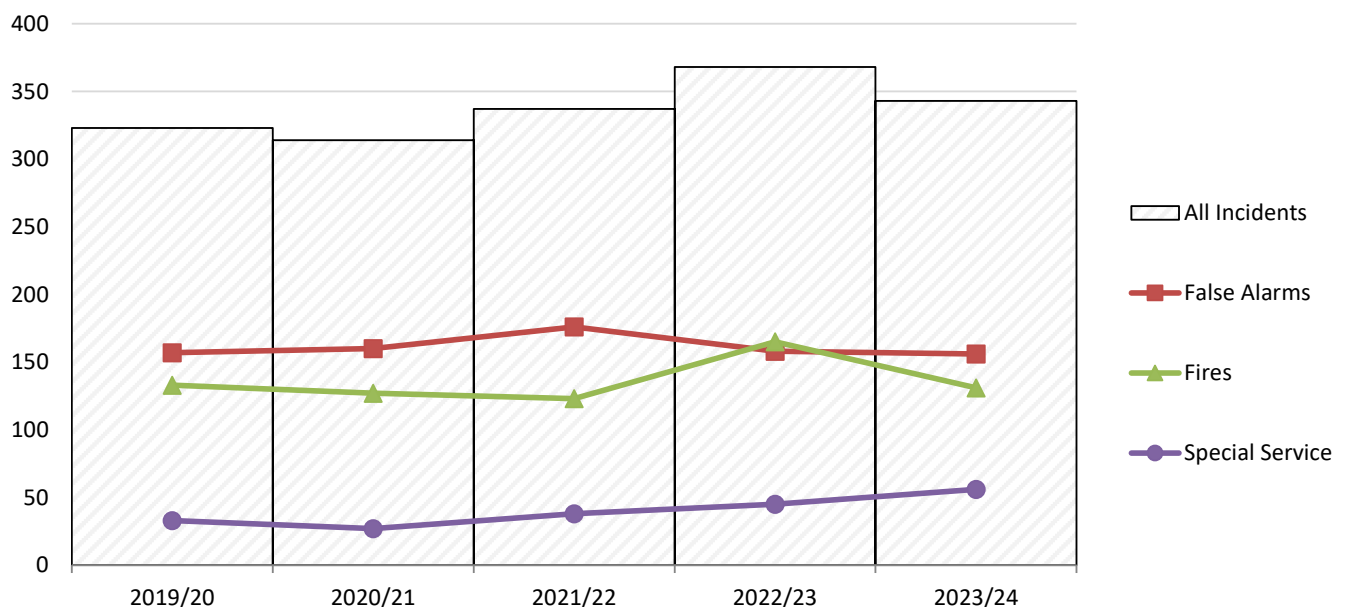
We measure how well we are meeting our priorities using 6 key indicators, depicted below

Key performance indicator	Apr to (& incl.) Jun					RAG rating
	2019/20	2020/21	2021/22	2022/23	2023/24	YTD
All deliberate primary fires	13	17	11	20	18	●
All fire casualties (fatal & non-fatal (incl. p/c's))	2	2	1	0	2	◆
All deliberate fires excl. dwellings	91	70	70	117	74	●
Special Service - RTCs	5	4	7	5	9	◆
Special Service Casualties - All	6	7	5	9	9	●
False Alarm - UFAs	88	51	90	83	75	●

RAG rating - KEY		
◆	RED DIAMOND	10% higher than the previous YTD period, or local target not achieved.
▲	YELLOW TRIANGLE	Up to 9% higher than the previous YTD period, or local target not achieved.
●	GREEN CIRCLE	Equal to or improved upon the previous equivalent quarter (or YTD period), or local target achieved.

Note
<p>Quarterly comparison RAG Rating = the reporting period compared to the average of the three previous quarterly reporting periods. Year to Date RAG Rating = the cumulative total of all quarterly performance in current year compared to cumulative total of all quarterly performance in previous year.</p>
Incident Overview
<p>Year to date (1st April 2023 – 30th June 2023), the SFRS, responded to 347 incidents in Midlothian, which is a reduction of 20 incidents compared with the same reporting period last year.</p>

The chart below illustrates incidents YTD attended within Midlothian council over the last 5 fiscal years



Progress on local fire & rescue plan priorities

Local Risk Management and Preparedness

The Service must identify, prioritise and plan to meet the risks in each local community.

We said we would:

- train our staff to deal with our local risks
- gather and analyse risk information
- work with partners to mitigate risks
- deal with major events

Train our staff to deal with our local risks

All of our operational staff undertake routine and risk specific skill acquisition and maintenance training.

Gather and analyse risk information

All of our operational staff gather and analyse local risk information and operational intelligence, used in our preparations to resolve incidents.

We conduct Post Incident Debriefs to identify any lessons that can be learned from our preparedness and response to emergency events.

We use Urgent Operational Intelligence Briefings to inform our operational staff of any safety critical information.

Work with partners to mitigate risks

We continue to be an active member of the East Local Resilience Partnership.

We share information with local authority partners and other key stakeholders (e.g. Police Scotland) to ensure emergency event risks are mitigated.

Deal with major events

There were no major fire events or significant emergency events in this reporting period.



Reduction of 'All deliberate primary fires'

Primary fires can be described as any property such as a residential house or a commercial building, road vehicle, land involving trees or external structure (fencing, garages, garden huts etc). The SFRS is committed to keeping people safe in our communities. We share information with partners to make sure that we reduce the risk to members of the community as well as property. Reduction of deliberate primary fires contributes to The Single Midlothian Plan.

Results

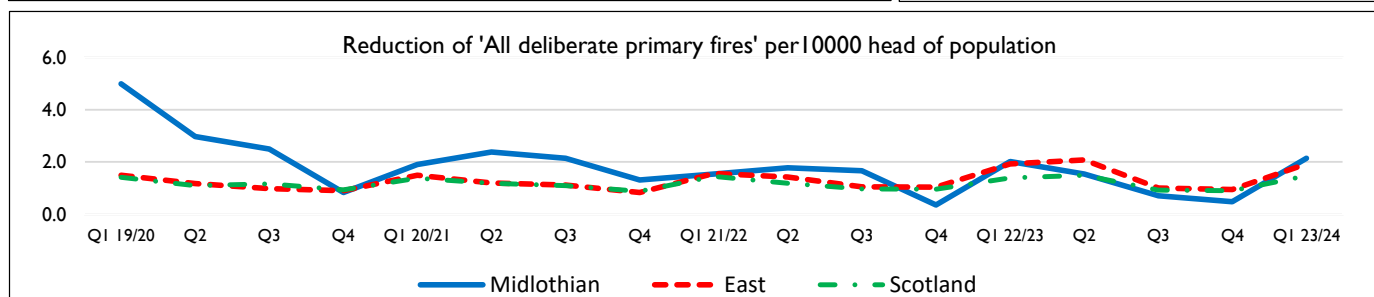
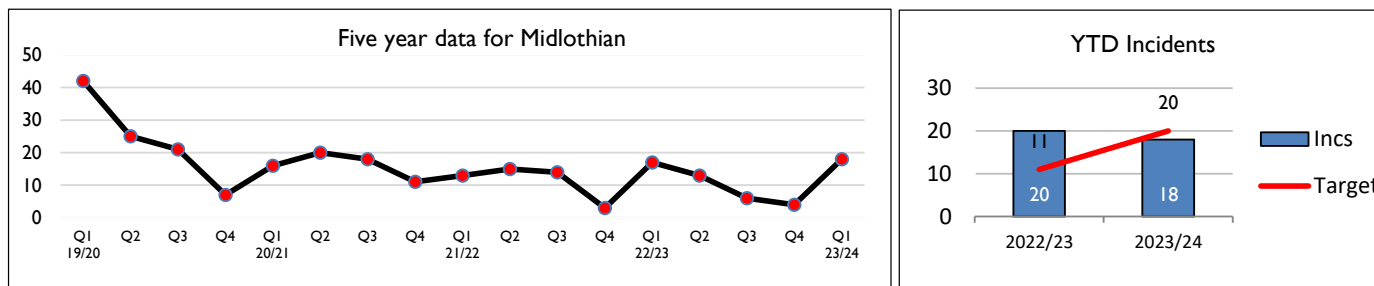
We aim to reduce deliberate Fires in Midlothian by contributing towards the SFRS target of 10% reduction per year, over a three-year rolling period. During this quarter, we responded to 18 deliberate Primary Fires, which is an reduction of 2 incidents compared with the same period last year. The long-term trend based upon incidents/10,000 population shows the number of incidents in Midlothian are above the Scottish and East Service Delivery Area trend lines.

Reasons

Of the 18 deliberate fires attended during the reporting period, 2 occurred in domestic dwellings and 4 vehicles were deliberately set alight.

Actions

SFRS continue to work in partnership to educate and inform people about the dangers of fire. We routinely engage with schools and target areas where anti-social behaviour involving wilful fireraising is prevalent. Appendix I 'Midlothian Prevention QI Report' provides further details on our prevention activities. During the reporting period, SFRS conducted a total of 107 HFSV in Midlothian.



YTD ward ave. for Midlothian - 3	2019/20	2020/21	2021/22	2022/23	2023/24	Sparklines
Midlothian	13	17	11	20	18	
Penicuik	1	1	0	2	1	
Bonnyrigg	0	3	2	4	1	
Dalkeith	2	2	5	3	4	
Midlothian West	1	3	1	0	2	
Midlothian East	8	5	3	5	6	
Midlothian South	1	3	0	6	4	

Reduction of 'All fire casualties (fatal & non-fatal (incl. p/c's))'

Fire casualty and fatality rates provide an indication of the amount of serious, life-threatening injuries that occur due to fire. This can indicate not only the success of SFRS in reducing the number of life risk fires through community fire safety and similar activities, but also their success in response activity in saving lives.

Results

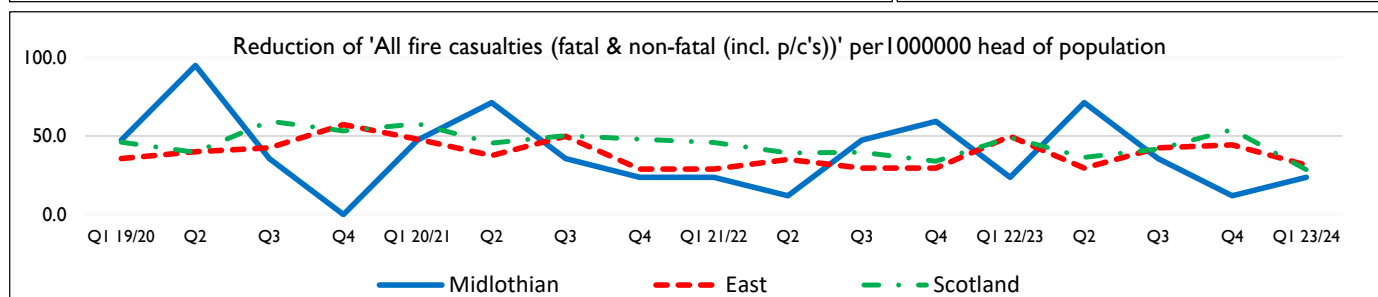
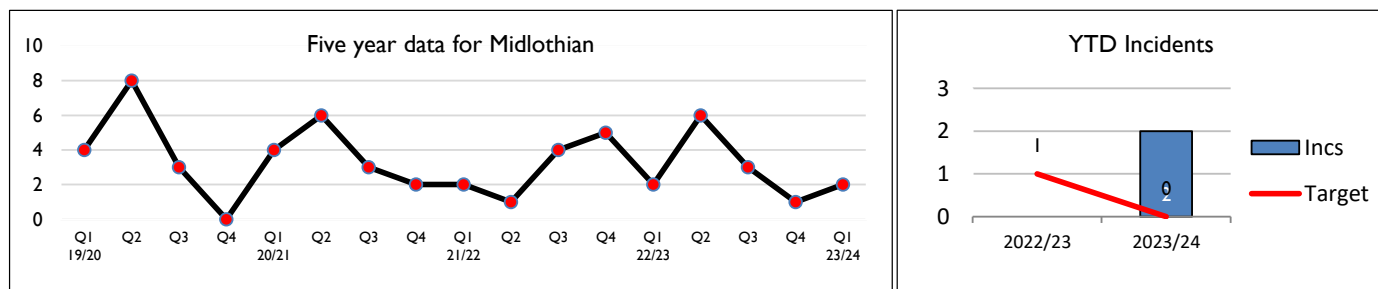
I am pleased to report there were no reported fire fatalities in the 3-month period. We aim to reduce Fire Casualties in Midlothian each per year, which contributes towards the SFRS target of reducing Fire Casualties by 5% per year, over a three-year rolling period. In this reporting period, the figures show a zero reduction when compared with the same reporting period last year which also reported 2 casualties. The long-term trend based upon casualties/10,000 population shows Midlothian is performing below the Scottish average and East SDA average.

Reasons

Historically Midlothian has low numbers of casualties from fires and it is positive to note that this trend remains low.

Actions

We continue to work with our partners in Midlothian Council and seek opportunities with social work and NHS to target those most vulnerable and at risk from fire. Appendix I 'Midlothian Prevention & Protection Activities' provides further details on current activities.



YTD ward ave. for Midlothian - 0	2019/20	2020/21	2021/22	2022/23	2023/24	Sparklines
Midlothian	2	2	1	0	2	
Penicuik	0	0	1	0	1	
Bonnyrigg	1	0	0	0	0	
Dalkeith	0	1	0	0	0	
Midlothian West	0	0	0	0	0	
Midlothian East	1	0	0	0	1	
Midlothian South	0	1	0	0	0	

Reduction of 'All deliberate fires excl. dwellings'

Historically deliberate fire setting has not been a significant problem for the SFRS in Midlothian, however recent years have shown a distinct increase in this activity and there is a close link between deliberate secondary fires and other forms of anti-social behaviour. In the main, deliberate fires are secondary fires categorised into refuse/bins, grassland or derelict buildings incidents. Reduction of Deliberate Fire Setting contributes to the Single Midlothian Plan.

Results

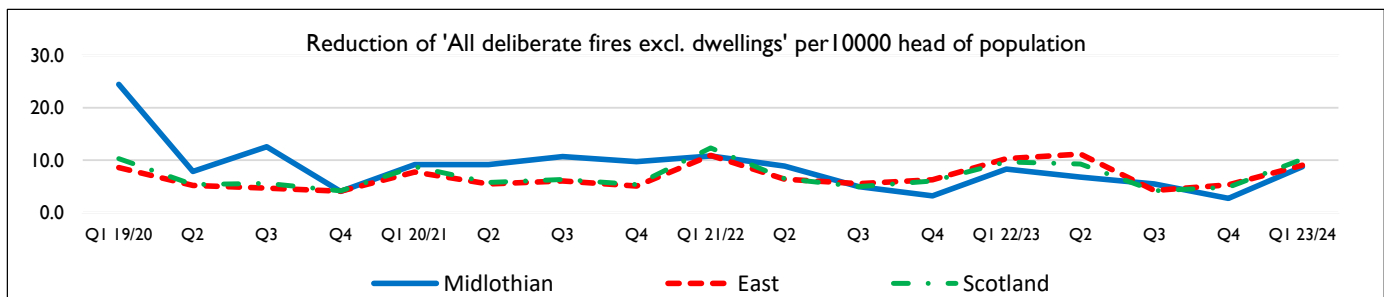
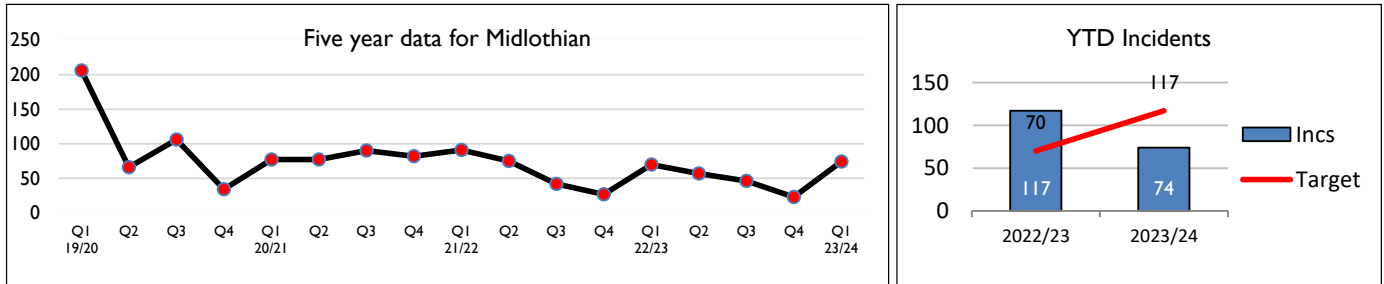
There were 76 deliberate fires within the reporting period, which is a decrease of 41 when compared to the same period last year. The long-term trend based upon incidents/10,000 population shows Midlothian performing slightly above the Scottish and East Service Delivery Area trend line.

Reasons

Of the 76 deliberate fire incidents, were mainly 'deliberate secondary fires' involving waste or scrubland, wood or crop; refuse/bins including wheelie and recycling bins and 4 incidents involved vehicle fires.

Actions

The SFRS continue to work with our Partners and any emerging themes are managed in Partnership with relevant intervention and prevention activities carried out. Various on-going preventative activities have been undertaken throughout the year targeting the issue of deliberate fire-raising. This includes various youth engagement events, thematic actions, information sharing/visits to schools and other partnership work.



YTD ward ave. for Midlothian - 12	2019/20	2020/21	2021/22	2022/23	2023/24	Sparklines
Midlothian	91	70	70	117	74	
Penicuik	1	5	1	14	10	
Bonnyrigg	10	14	9	16	7	
Dalkeith	18	11	11	26	10	
Midlothian West	15	12	7	12	11	
Midlothian East	36	18	27	32	14	
Midlothian South	11	10	15	17	22	

Reduction of 'Special Service - RTCs'

While much of this risk is out with the control of SFRS, responding to Non-Fire Emergencies such as Road Traffic Collisions is a key part of our intervention activities. The SFRS is committed to working with partners and other stakeholders to drive continuous improvement in this area. Reduction of Casualties from Non-Fire Emergencies contributes to the Single Midlothian Plan, number of people killed or seriously injured in road accidents.

Results

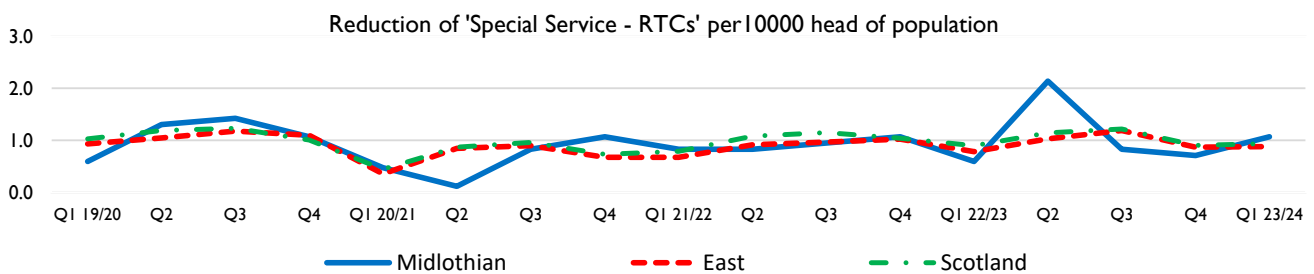
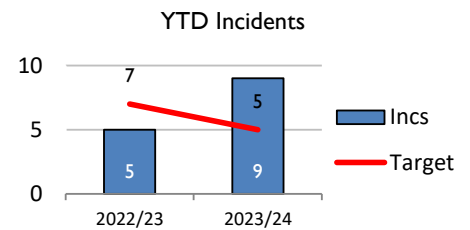
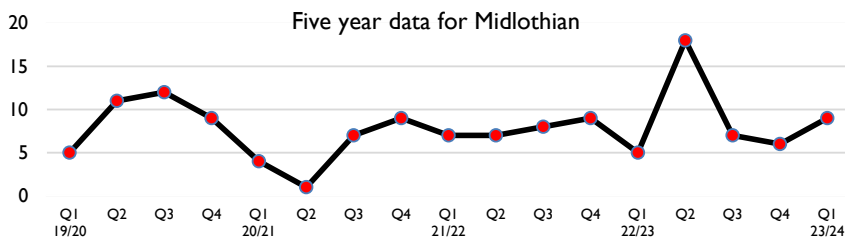
We attended 9 Road Traffic Collisions during this period, which is an increase of 4 when compared with the same reporting period last year. Per 10,000 head of population, Midlothian is above the Scottish and East Service Delivery area trend lines.

Reasons

The SFRS only attend those RTC's they are requested to attend this number does not reflect the total number within Midlothian.

Actions

The SFRS is a member of a multi-agency approach to reducing Road Traffic Collision's and the associated casualties and fatalities. The continued delivery of Tomorrow's Driver programme targeting young people is an excellent partnership approach to reducing road traffic collisions.



YTD ward ave. for Midlothian - 2	2019/20	2020/21	2021/22	2022/23	2023/24	Sparklines
Midlothian	5	4	7	5	9	
Penicuik	1	2	1	1	1	
Bonnyrigg	0	0	0	0	0	
Dalkeith	0	0	2	1	2	
Midlothian West	0	1	2	1	4	
Midlothian East	3	1	1	2	1	
Midlothian South	1	0	1	0	1	

Reduction of 'Special Service Casualties - All'

While much of this risk is out with the control of SFRS, responding to Non-Fire Emergencies is a key part of our intervention activities. The SFRS is committed to working with partners and other stakeholders to drive continuous improvement in this area. Reduction of Casualties from Non-Fire Emergencies contributes to the Single Midlothian Plan.

Results

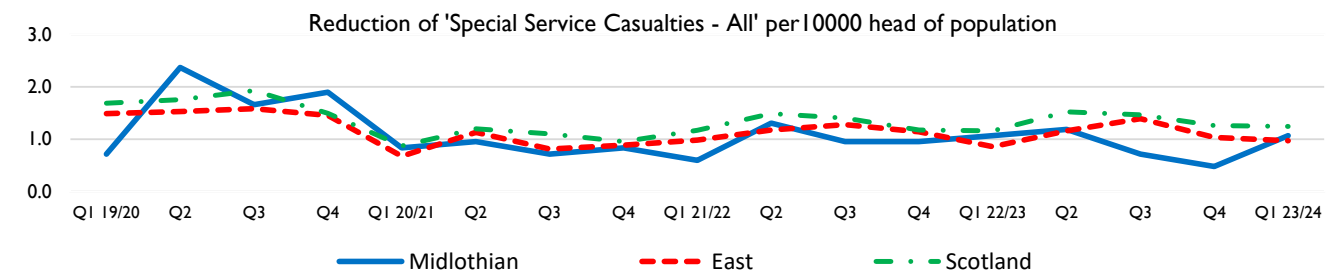
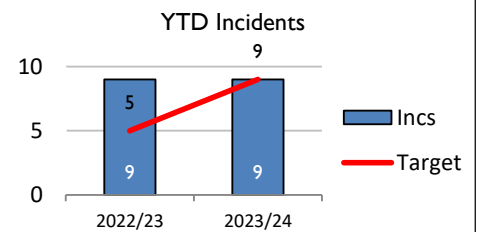
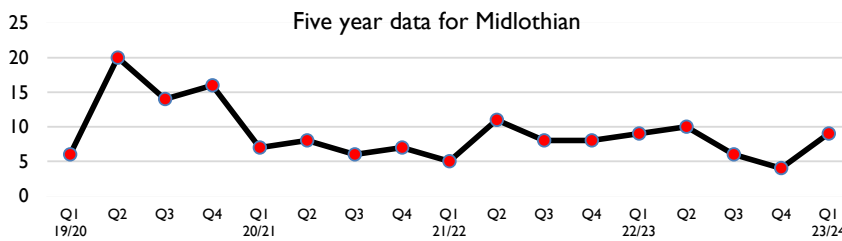
SFRS attended 57 Special Service incident types in the last quarter an increase of 12 incidents from the same reporting period last year. There were a total of 9 casualties (4 fatal and 5 non-fatal casualties). This is a increase of 4 special service casualties when compared with the same reporting period. Per 10,000 head of population, Midlothian is performing below the Scottish and in line with the East Service Delivery area trend lines.

Reasons

There were 4 fatal casualties from co-responding or assisting other agencies at incidents involving water, effecting enty and OCHA.

Actions

The SFRS in Midlothian will continue to respond to the communities needs in terms of other non-fire emergencies with the overall objective of reducing casualty and fatality rates within Midlothian.



YTD ward ave. for Midlothian - 2	2019/20	2020/21	2021/22	2022/23	2023/24	Sparklines
Midlothian	6	7	5	9	9	
Penicuik	0	2	0	3	3	
Bonnyrigg	2	0	0	1	1	
Dalkeith	0	3	0	2	2	
Midlothian West	1	2	2	2	2	
Midlothian East	2	0	2	1	1	
Midlothian South	1	0	1	0	0	

Reduction of 'False Alarm - UFAs'

Unwanted Fire Alarm Signals (UFAS) are defined as incidents where an automated fire alarm system activates and results in the mobilisation of SFRS resources, when the reason for that alarm turns out to be connected with faulty or defective alarm equipment. The SFRS is committed to working with partners and other stakeholders to reduce Unwanted Fire Alarm Signals.

Results

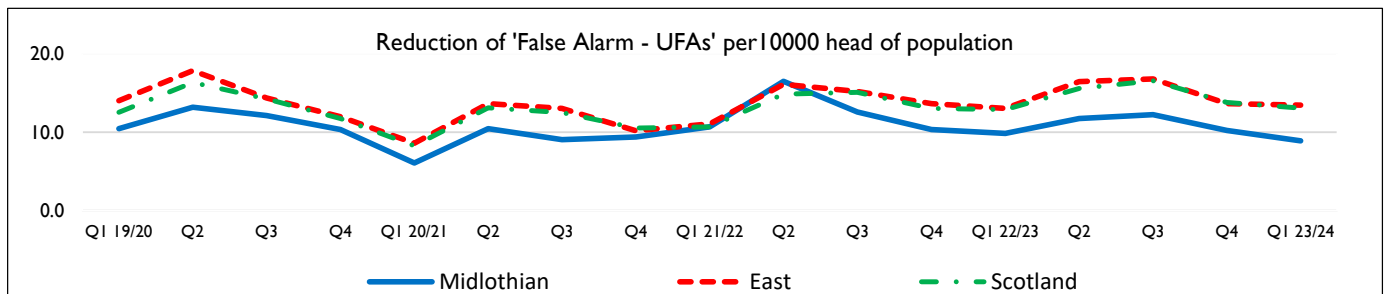
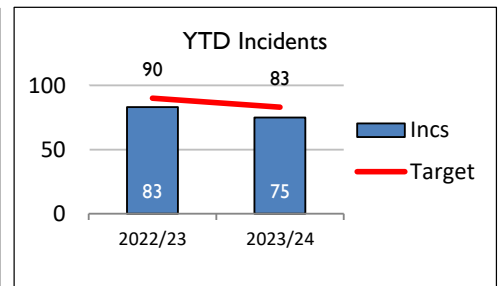
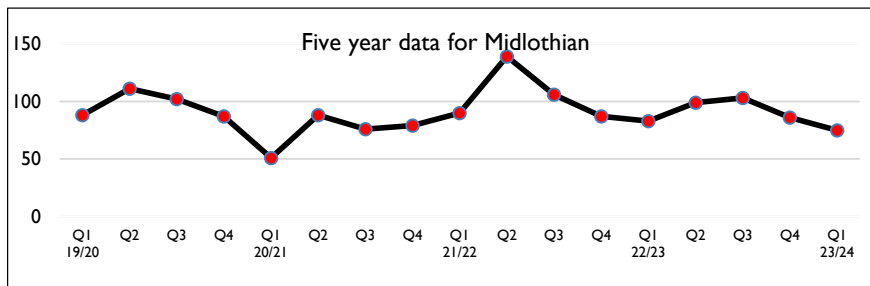
SFRS attended 55 Unwanted Fire Alarm Signals incidents during this reporting period, which is a decrease of 23 incidents when compared to the same reporting period last year. The implementation on 1st July of SFRS not attending fire alarms in non-sleeping risk properties will result in a decrease moving forward. Midlothian trend line is performing below the Scotland and the East delivery area trendline.

Reasons

Unwanted Fire Alarm Signals were caused by the following: 22% faults/Defects & cause of actuation unknown, 15% accidental or good intent, 14% Testing of system and 11% caused by fumes from people smoking, cooking or burnt toast.

Actions

Our Fire Safety Enforcement Officers work closely with premises to reduce further incidents. This includes discussing technological, procedural and management solutions in order to prevent future Unwanted Fire Alarm Signals incident. From 1st July 2023 SFRS will not attend fire alarms activations in non-sleeping properties - unless the caller reports smoke or fire. In Midlothian, we are currently engaging with various premises giving advice to prevent further occurrences.



YTD ward ave. for Midlothian - 13	2019/20	2020/21	2021/22	2022/23	2023/24	Sparklines
Midlothian	88	51	90	83	75	
Penicuik	7	8	8	11	9	
Bonnyrigg	17	8	14	11	18	
Dalkeith	17	5	16	11	12	
Midlothian West	30	17	27	27	18	
Midlothian East	9	6	18	10	12	
Midlothian South	8	7	7	13	6	

