



LOCAL PLAN PERFORMANCE REPORT FOR MIDLOTHIAN



SCOTTISH
FIRE AND RESCUE SERVICE
Working together for a safer Scotland

Quarter 4 Report, 1st January – 31st March, 2021

**Working together
for a safer Scotland**

Midlothian



DISCLAIMER

The figures included in this report are provisional and subject to change as a result of quality assurance and review. The statistics quoted are internal management information published in the interests of transparency and openness.

The Scottish government publishes Official Statistics each year which allow for comparisons to be made over longer periods of time.

Please ensure any external partners in receipt of these reports are aware of this.

CONTENTS	PAGE
1 Introduction	3
2 Performance Summary	4
3 Progress on local fire & rescue plan priorities	
<i>Local Risk Management and Preparedness</i>	5
<i>All accidental dwelling fires</i>	7
<i>All fire casualties (fatal & non-fatal (incl. p/c's))</i>	9
<i>All deliberate fires excl. dwellings</i>	11
<i>Special Service - RTCs</i>	13
<i>Special Service Casualties - All</i>	15
<i>False Alarm - UFAs</i>	17
4 Appendices	
5 Glossary	

Introduction

This performance report provides information on our prevention, protection and operational response activities within the Midlothian for Quarter 4 of 2020-21 (1st January – 31st March 2021) including information on the year to date.

The Scottish Government provides an overarching vision for public services. This vision supported by 16 National Outcomes, which demonstrate commitment to creating a more successful country, with opportunities for all of Scotland to flourish, through increasing sustainable growth. The Scottish Fire and Rescue Service (SFRS) can make a significant contribution to improving these outcomes for Midlothian by contributing to the Community Planning arrangements across the area.

The national priorities for the SFRS are set out in the Fire and Rescue Framework for Scotland. The SFRS Strategic Plan 2019-2022 outlines how the SFRS will deliver against these priorities and the outcomes against which this delivery can be measured.

The priorities contained within the Local Fire and Rescue Plan for Midlothian 2018 contribute towards the priorities within the Single Midlothian Plan.

The aims of the local Fire & Rescue Service in Midlothian are to reduce fire deaths and to reduce injuries from fire and other emergencies in the community. We aim to achieve this by working in partnership, being pro-active and targeting our prevention and protection activities to where they are required, based on evidence.

The Local Fire and Rescue Plan for Midlothian 2018 identifies the following five objectives as the main focus for service delivery locally:

Local Priorities:

- As part of a Community Partnership approach, we will make people safer in their homes.
- We will promote Community Resilience whilst contributing to improved outcomes for people involved in non-fire emergencies.
- Together with our Community Partners, we will contribute to making roads in Midlothian safer.
- As part of a Community Partnership, we will challenge anti-social behaviour.
- In partnership, we will aim to reduce the occurrence and impact of Unwanted Fire Alarm Signals.

Area Commander Stephen Gourlay

Local Senior Officer for Midlothian, East Lothian and the Scottish Borders.

stephen.gourlay@firescotland.gov.uk

Performance Summary

We measure how well we are meeting our priorities using 6 key indicators, depicted below

Key performance indicator	Apr to (& incl.) Mar					RAG rating
	2016/17	2017/18	2018/19	2019/20	2020/21	YTD
All accidental dwelling fires	75	60	52	71	57	●
All fire casualties (fatal & non-fatal (incl. p/c's))	17	15	15	12	12	●
All deliberate fires excl. dwellings	399	412	326	235	196	●
Special Service - RTCs	39	42	29	37	21	●
Special Service Casualties - All	50	54	32	56	28	●
False Alarm - UFAs	380	362	374	388	292	●

RAG rating - KEY

◆	RED DIAMOND	10% higher than the previous YTD period, or local target not achieved.
▲	YELLOW TRIANGLE	Up to 9% higher than the previous YTD period, or local target not achieved.
●	GREEN CIRCLE	Equal to or improved upon the previous equivalent quarter (or YTD period), or local target achieved.

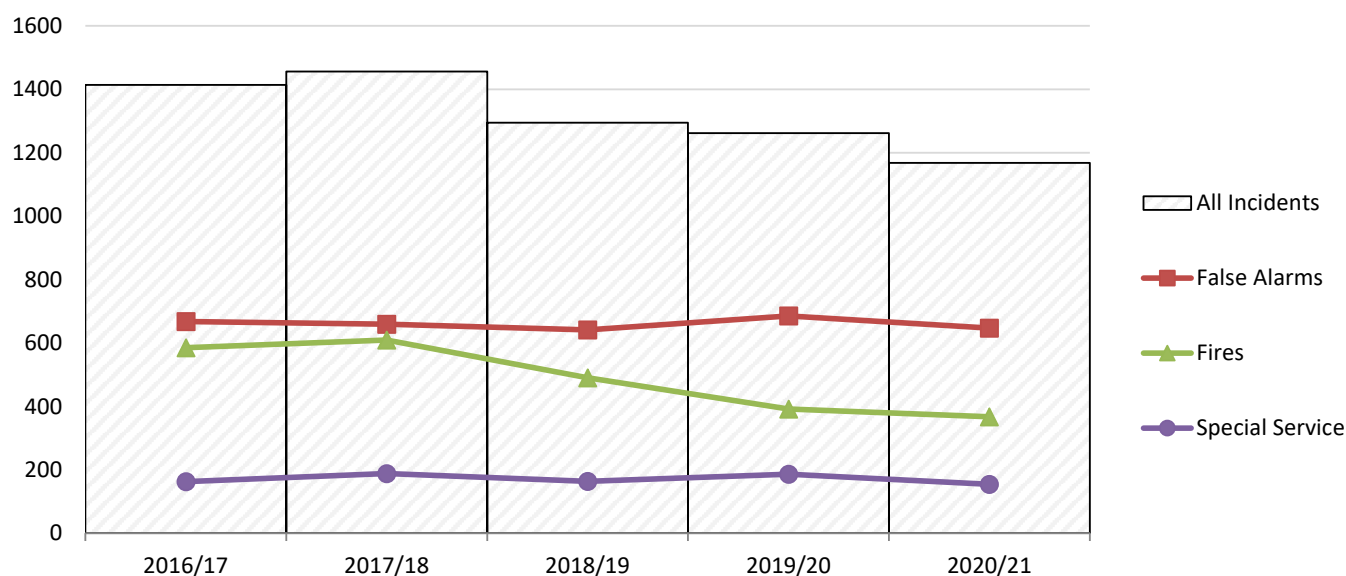
Note

Quarterly comparison RAG Rating = the reporting period compared to the average of the three previous quarterly reporting periods.
Year to Date RAG Rating = the cumulative total of all quarterly performance in current year compared to cumulative total of all quarterly performance in previous year.

Incident Overview

Year to date (1st April 2020 – 31st March 2021), the SFRS, responded to 1168 incidents in Midlothian, which is a reduction of 94 incidents compared with the same reporting period last year and a 5 year low.

The chart below illustrates incidents YTD attended within Midlothian council over the last 5 fiscal years



Progress on local fire & rescue plan priorities
Local Risk Management and Preparedness
<p>The Service must identify, prioritise and plan to meet the risks in each local community.</p> <p>We said we would:</p> <ul style="list-style-type: none"> • train our staff to deal with our local risks • gather and analyse risk information • work with partners to mitigate risks • deal with major events
<u>Train our staff to deal with our local risks</u>
<p>All of our operational staff undertake routine and risk specific skill acquisition and maintenance training.</p>
<u>Gather and analyse risk information</u>
<p>All of our operational staff gather and analyse local risk information and operational intelligence, used in our preparations to resolve incidents.</p> <p>We conduct Post Incident Debriefs to identify any lessons that can be learned from our preparedness and response to emergency events.</p> <p>We use Urgent Operational Intelligence Briefings to inform our operational staff of any safety critical information.</p>
<u>Work with partners to mitigate risks</u>
<p>We continue to be an active member of the East Local Resilience Partnership.</p> <p>We share information with local authority partners and other key stakeholders (e.g. Police Scotland) to ensure emergency event risks are mitigated.</p>
<u>Deal with major events</u>
<p>There were no major fire events or significant emergency events in this reporting period.</p>

*

Reduction of 'All accidental dwelling fires'

Accidental dwelling fires can have devastating effects on our community. The SFRS is committed to keeping people safe in their homes. We share information with partners to make sure that the right people get the right information they need, particularly those who are vulnerable due to age, isolation or addiction. Reduction of Accidental Dwelling Fires contributes to The Single Midlothian Plan.

Results

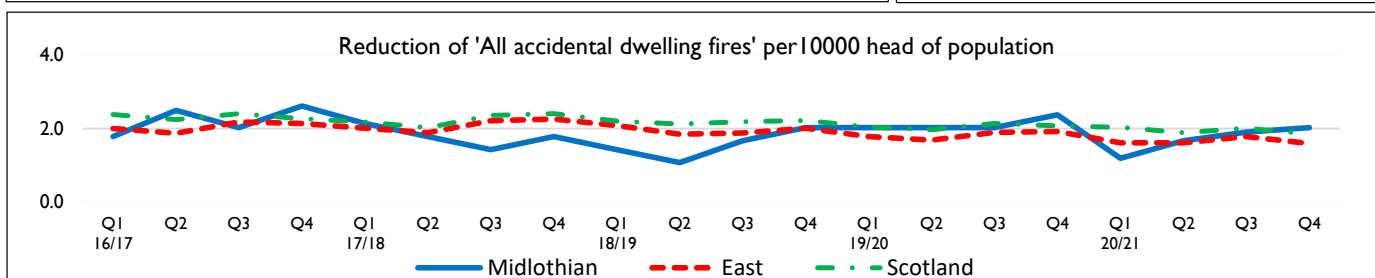
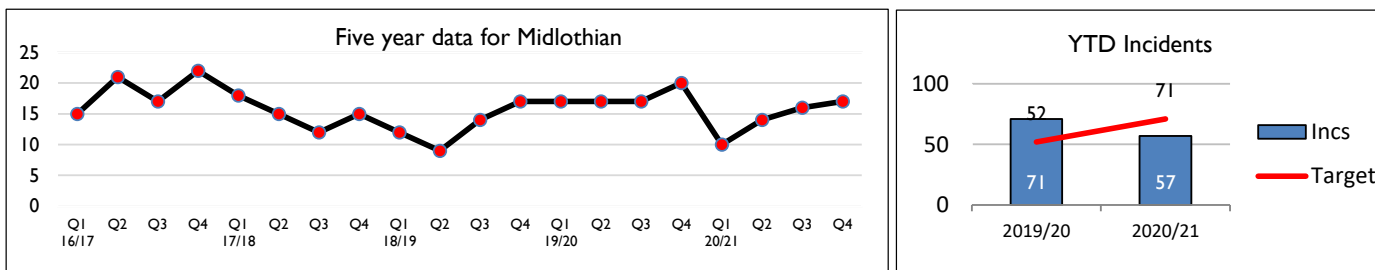
We aim to reduce Accidental Dwelling Fires in Midlothian by contributing towards the SFRS target of 10% reduction per year, over a three-year rolling period. During this quarter, we responded to 17 Accidental Dwelling Fires, which is an reduction of 3 incidents from the same period last year. The long-term trend based upon incidents/10,000 population shows Midlothian performing above the Scottish and East Service Delivery Area trend line.

Reasons

Of the 17 accidental dwelling fires attended, 9 (53%) occurred in single occupancy households, 5 (29%) occurred in self contained sheltered housing and 3 (18%) occurred in tenement/flat dwellings. The main cause of fire reported is cooking. All 17 fires were limited to the first item ignited and/or confined to the room where the fire started and therefore, relatively minor in nature. It is clear from this evidence to continue to target those mostly at risk in single occupancy households and to ensure those properties have working smoke detection. Only 13 of the 17 dwelling properties had smoke alarms fitted.

Actions

During this reporting period, 23 Home Fire Safety Visits were carried out within Midlothian. The Coronavirus pandemic has had a significant impact on our ability to safely carry out community engagement activities. Front line crews have carried out a restricted level of 'Post Domestic Incident Response' in line with our Policy, which provides a framework to ensure that engagement activity is completed in a structured and appropriate manner following incidents. Appendix I 'Midlothian Prevention & Protection Activities' provides further details on our prevention activities in relation to this priority.



YTD ward ave. for Midlothian - 10	2016/17	2017/18	2018/19	2019/20	2020/21	Sparklines
Midlothian	75	60	52	71	57	
Penicuik	13	8	3	2	17	
Bonnyrigg	9	11	7	8	5	
Dalkeith	24	9	10	11	11	
Midlothian West	15	11	13	25	13	
Midlothian East	5	11	10	14	4	
Midlothian South	9	10	9	11	7	

Reduction of 'All fire casualties (fatal & non-fatal (incl. p/c's))'

Fire casualty and fatality rates provide an indication of the amount of serious, life-threatening injuries that occur due to fire. This can indicate not only the success of SFRS in reducing the number of life risk fires through community fire safety and similar activities, but also their success in response activity in saving lives.

Results

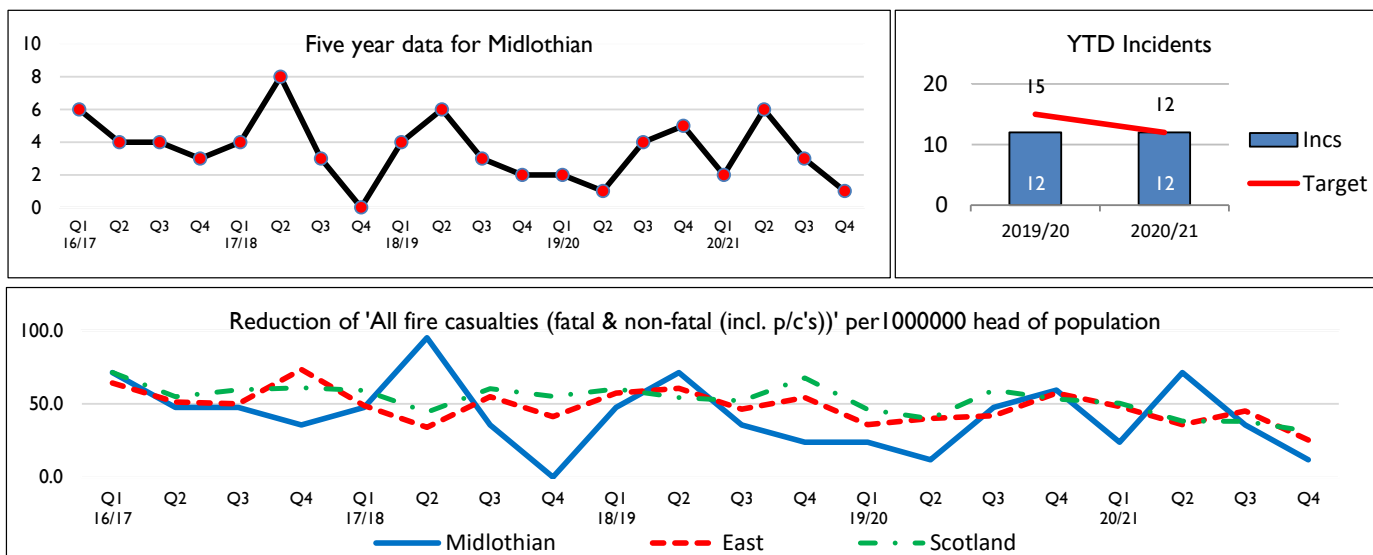
We aim to reduce fire casualties in Midlothian each year, which contributes towards the SFRS target of reducing Fire Casualties by 5% per year, over a three-year rolling period. In this reporting period, there was sadly 1 fatal fire casualty in an outdoor setting involving a motor vehicle - Police and Fire Investigations are ongoing. The SFRS dealt with 1 non-fatal fire casualty during this reporting period. The year to date figure of 12 casualties is static when compared with YTD figures for 2019/20. The long-term trend based upon casualties/1,000,000 population shows that we are performing below the Scottish and East Service Delivery area trend lines.

Reasons

Historically Midlothian has had low numbers of casualties from fires and although the numbers remain low we will continue to educate people through our HFSV programme and monitor our performance.

Actions

During this reporting period, 23 Home Fire Safety Visits were carried out. In addition, we continue to work with our partners, particularly Midlothian Council, Social work and NHS to target those most vulnerable and at risk from fire. (The Coronavirus Pandemic has impacted on our ability to perform our normal prevention and protection activities with the local community.)



YTD ward ave. for Midlothian - 2	2016/17	2017/18	2018/19	2019/20	2020/21	Sparklines
Midlothian	17	15	15	12	12	
Penicuik	5	2	4	0	2	
Bonnyrigg	3	1	1	7	0	
Dalkeith	1	2	2	3	4	
Midlothian West	4	0	3	1	1	
Midlothian East	4	1	4	1	1	
Midlothian South	0	9	1	0	4	

Reduction of 'All deliberate fires excl. dwellings'

Historically deliberate fire setting has not been a significant problem for the SFRS in Midlothian, however recent years have shown a distinct increase in this activity and there is a close link between deliberate secondary fires and other forms of anti-social behaviour. In the main, deliberate fires are secondary fires categorised into refuse/bins, grassland or derelict buildings incidents. Reduction of Deliberate Fire Setting contributes to the Single Midlothian Plan.

Results

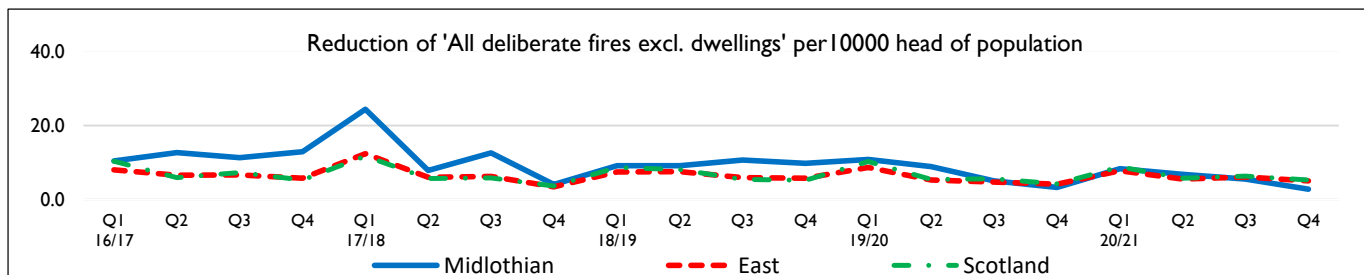
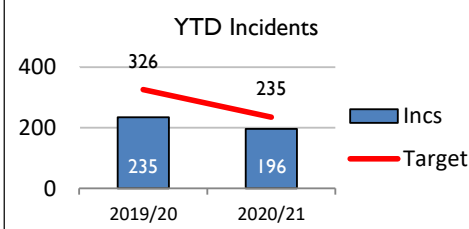
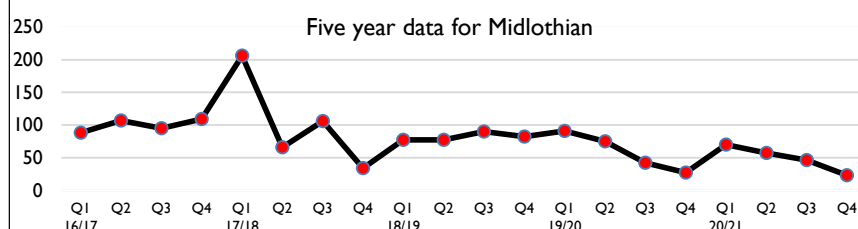
There were 23 deliberate fires within the reporting period. This is a 5 year low and a significant reduction of 39 incidents when compared to the YTD figures for 2019/20. Historically the areas mostly likely to experience this type of fire behaviour are Dalkeith, Danderhall, Loanhead, Newtongrange and Gorebridge. Midlothian is currently performing below the trend line for East of Scotland and Scotland averages.

Reasons

Of the 23 deliberate fire incidents, 21 incidents (91%) were 'deliberate secondary fires' mainly involving waste or scrubland, wood or crop. 2 incidents (9%) were vehicle fires.

Actions

SFRS continues to work with partner agencies attending the weekly TACG meetings and provision of monthly tactical assessments by the Midlothian Partnership Analyst. Emerging patterns continue to be monitored and prevention activities planned for those locations. Various on-going preventative activities have been undertaken throughout the year targeting the issue of deliberate fire-raising. This includes various youth engagement events, Stair Aware activity, engagement with schools and other partnership work.



YTD ward ave. for Midlothian - 33	2016/17	2017/18	2018/19	2019/20	2020/21	Sparklines
Midlothian	399	412	326	235	196	
Penicuik	26	46	17	10	15	
Bonnyrigg	23	26	22	31	34	
Dalkeith	77	101	79	44	38	
Midlothian West	89	55	42	32	27	
Midlothian East	92	100	91	77	50	
Midlothian South	92	84	75	41	32	

Reduction of 'Special Service - RTCs'

While much of this risk is out with the control of SFRS, responding to Non-Fire Emergencies such as Road Traffic Collisions is a key part of our intervention activities. The SFRS is committed to working with partners and other stakeholders to drive continuous improvement in this area. Reduction of Casualties from Non-Fire Emergencies contributes to the Single Midlothian Plan, number of people killed or seriously injured in road accidents.

Results

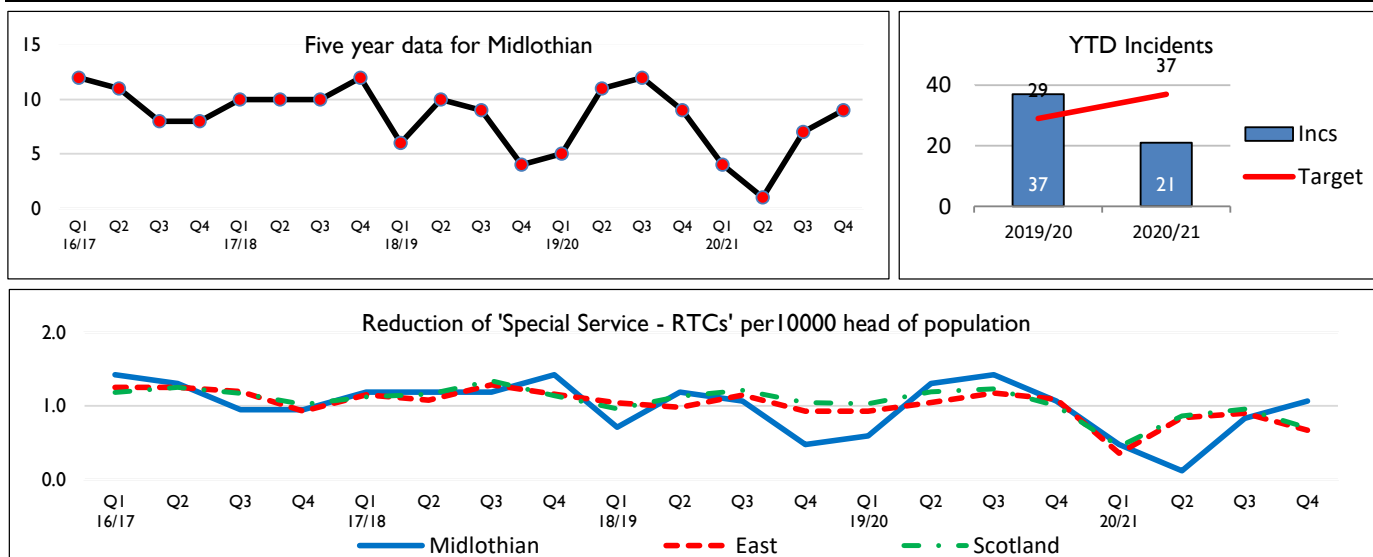
We attended 9 Road Traffic Collisions during this period. This is the same figure when compared with Q4 reporting period last year. Notably there is a reduction by 16 RTC incidents (43%) over the YTD figures for 2020/21. Midlothian is currently performing above the Scottish and East Service Delivery area trend lines.

Reasons

The SFRS only attend those RTC's they are requested to attend this number does not reflect the total number within Midlothian.

Actions

The SFRS is a member of a multi-agency approach to reducing Road Traffic Collision's and the associated casualties and fatalities. The Coronavirus pandemic has impacted on the delivery of Tomorrow's Driver programme targeting young people. We continue to seek opportunities to educate local communities in support of reducing the number of RTCs and resulting casualties.



YTD ward ave. for Midlothian - 4	2016/17	2017/18	2018/19	2019/20	2020/21	Sparklines
Midlothian	39	42	29	37	21	
Penicuik	9	7	3	14	4	
Bonnyrigg	4	3	0	1	0	
Dalkeith	7	6	12	4	2	
Midlothian West	8	8	5	6	5	
Midlothian East	6	7	7	8	7	
Midlothian South	5	11	2	4	3	

Reduction of 'Special Service Casualties - All'

While much of this risk is out with the control of SFRS, responding to Non-Fire Emergencies is a key part of our intervention activities. The SFRS is committed to working with partners and other stakeholders to drive continuous improvement in this area. Reduction of Casualties from Non-Fire Emergencies contributes to the Single Midlothian Plan.

Results

We attended special service incident types in the last quarter with a total of 7 casualties (0 fatal and 7 non-fatal casualties). This is also a reduction of 28 (50%) special service casualties in comparison to the YTD figures for last year. Per 10,000 head of population, Midlothian is performing below the Scottish and East Service Delivery area trend.

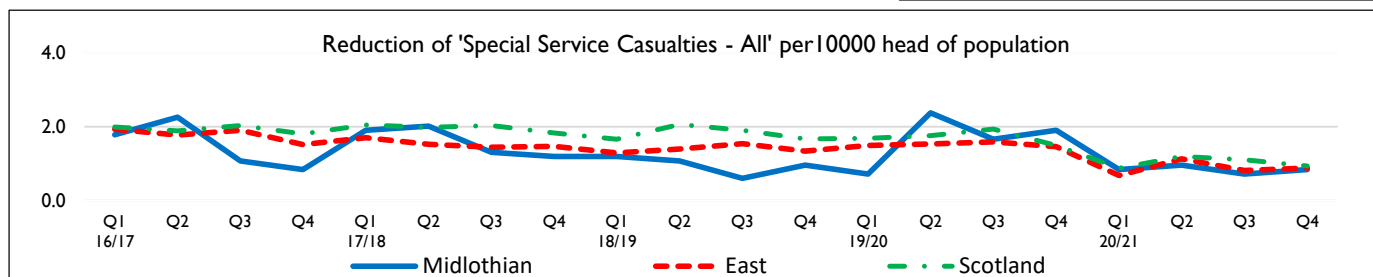
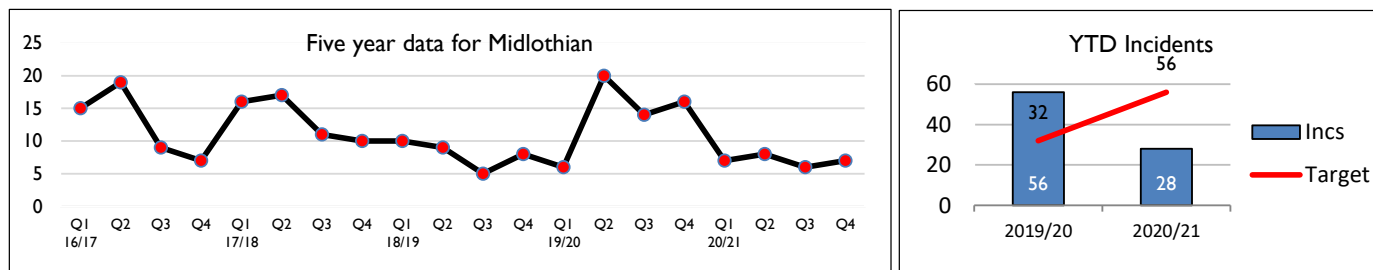
Reasons

During this period there was a total of 8 Special Service casualties (2 fatal and 6 non fatal). Effecting entry incidents accounted for 4 casualties (1 fatal and 3 non fatal). 1 fatal casualty recovered from water and 3 non-fatal casualties in response to a medical assistance/assisting other emergency services incident types.

We attended 2 separate RTC's that resulted in 4 non fatal casualties. SFRS assisted with 2 casualties at miscellaneous special service incident type incidents to assist other agencies.

Actions

The SFRS in Midlothian will continue to respond to the communities needs in terms of other non-fire emergencies with the overall objective of reducing casualty and fatality rates.



YTD ward ave. for Midlothian - 5	2016/17	2017/18	2018/19	2019/20	2020/21	Sparklines
Midlothian	50	54	32	56	28	
Penicuik	10	11	6	17	6	
Bonnyrigg	3	7	0	6	1	
Dalkeith	13	6	7	5	7	
Midlothian West	7	7	12	10	4	
Midlothian East	8	16	4	16	8	
Midlothian South	9	7	3	2	2	

Reduction of 'False Alarm - UFAs'

Unwanted Fire Alarm Signals (UFAS) are defined as incidents where an automated fire alarm system activates and results in the mobilisation of SFRS resources, when the reason for that alarm turns out to be connected with testing, faulty or defective alarm equipment. The SFRS is committed to working with partners and other stakeholders to reduce Unwanted Fire Alarm Signals.

Results

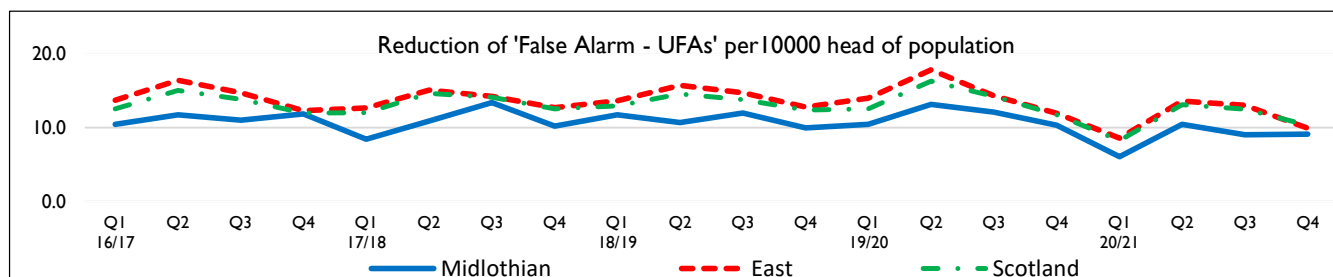
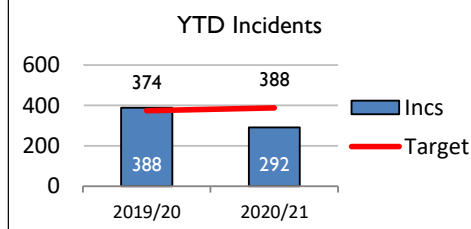
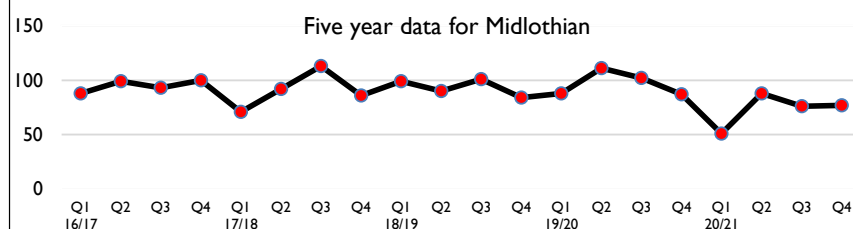
SFRS attended 77 Unwanted Fire Alarm Signals incidents during this reporting period, which is a reduction of 10 (11%) for the same quarter reporting period last year. Midlothian trend line is performing below that of Scotland and the East delivery area.

Reasons

Of the 77 Unwanted Fire Alarm Signal incidents we attended, 50 (65%) are attributed to unknown reasons, system faults and human errors (Testing, faults, cooking/burnt toast, aerosols etc.), 15 (19%) were due to contaminants (Dust, spiders etc.) and 7 (9%) due to smoking. The remaining 5 incidents are attributed to external network power surges and misc. good intent calls. There were no malicious nature fire alarms activations.

Actions

We continue to monitor Unwanted Fire Alarm Signals calls and our Fire Safety Enforcement Officers work closely with premises to reduce further incidents. This includes discussing technological, procedural and management solutions in order to prevent future Unwanted Fire Alarm Signals incidents. In Midlothian, we are currently engaging with various premises giving advice to prevent further occurrences.



YTD ward ave. for Midlothian - 49	2016/17	2017/18	2018/19	2019/20	2020/21	Sparklines
Midlothian	380	362	374	388	292	
Penicuik	52	38	44	53	42	
Bonnyrigg	57	60	56	63	40	
Dalkeith	74	53	67	67	37	
Midlothian West	104	114	105	118	104	
Midlothian East	54	45	55	57	35	
Midlothian South	39	52	47	30	34	

