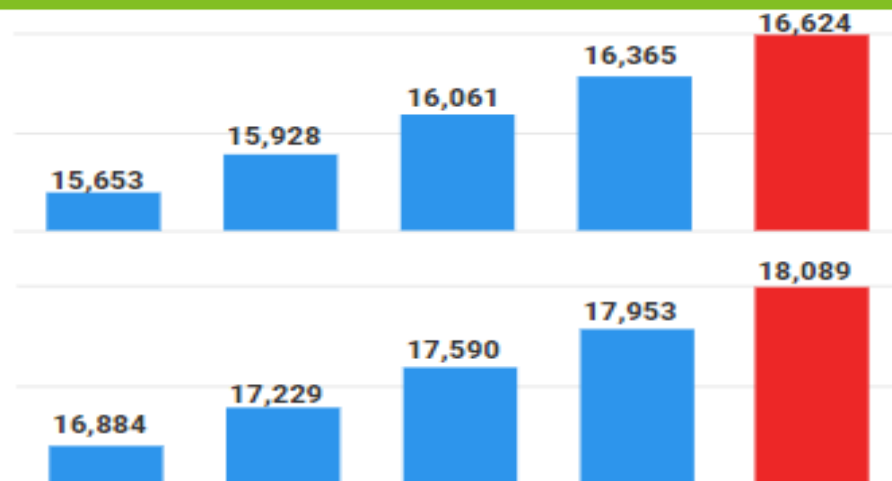


Children in Midlothian's Profile

From 2011 to 2015, the child population of Midlothian increased by **971 (6.2%)**.

From 2016 to 2020, the child population of Midlothian increased by **1,205 (7.1%)**.



19.42% of Midlothian's Population are Children (around 1 in every 5 people).



15.72%

of Children are from low income families (as of 2016)

At the end of the 2020/21 school year, **15.9%** of children were receiving free school meals.



22% of children are living in poverty (around 1 in every 5 kids).



7.37%

of all households in Midlothian are lone parent households



The rate of under 16's pregnancy in Midlothian is **2.8** per 1,000 as of 2019.



There was a total of **394** exclusions in Midlothian schools in 2019.

Details and Comparisons

Population Rise



The population of children in Midlothian has increased by **15.56% (2,436)** from 2011 to 2020. This is a much larger increase than Scotland, which has increased by **0.07%** in the same time.

Lone Parent Households



Midlothian's percentage of lone parent households is similar to Scotland's (**7.15%**). In numbers, Midlothian has **2,577** lone parent households and Scotland has **169,707**.

Child Poverty



Since 2015, child poverty has increased by **1.5%**. Midlothian's child poverty percentage is lower than Scotland which has **26%** of children living in poverty.

Child Safety

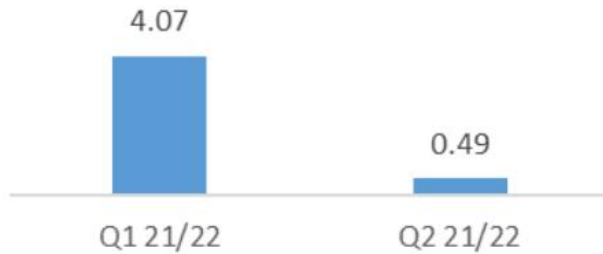


Midlothian performs better in most categories of child safety than Scotland, this is most evident in 'Looked-After' children rates, where Scotland has **2.3** more children per 1,000 than Midlothian.

Q2 21/22 Performance Report Education Trend Data

A full review of quarterly performance data is available via Pentana (Browser login link - <https://midlothian.pentanarpm.uk/login>)

Reduce Exclusions in Primary (Rate per 1,000)



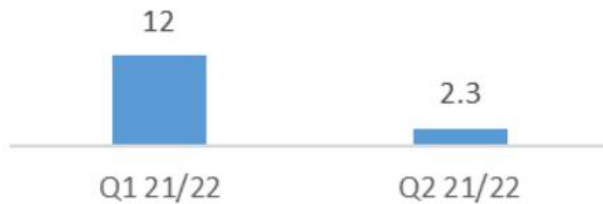
Average Primary Attendance % N/A



Care Experienced School Leavers progressing to Positive destinations



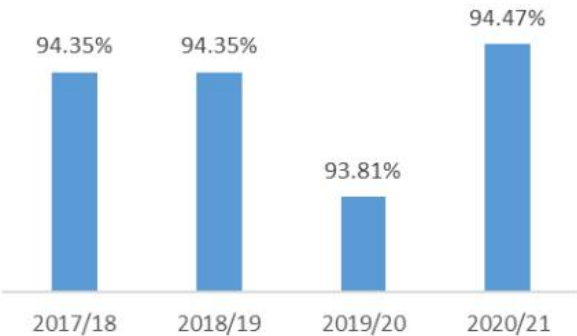
Reduce Exclusions in Secondary (Rate per 1,000)



Average Secondary attendance % N/A



School Leavers progressing to positive destinations

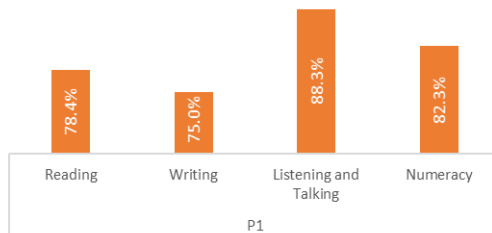


Service Priorities – Attainment and Achievement

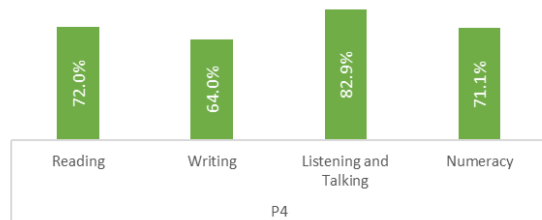
Key Highlights

- CfE data 2020/21 has been collected and is currently being analysed by School Group Managers and a report will be produced albeit the data should not be used for comparative or trend analysis given the impact of the pandemic.
- The additional funding provided by the Scottish Government has been allocated to support the delivery of the Building Back Better programme developed by Headteachers.
- All settings are using the early level progression pathways this session. A number of pilot projects are underway and Stobhill PS, working with an EYs Equity and Excellence lead has been awarded a Scottish Government STEM grant for £10k to link STEM with the development of play pedagogy.
- Secondary schools successfully delivered the alternative certification model for senior phase qualifications. Schools received positive feedback from SQA's quality assurance of processes and evidence underpinning the judgements. All secondary schools are in the process of reviewing outcomes against regional and national standards to identify further strengths and opportunities for development in relation to curriculum and qualifications on offer to all young people.
- ASN Strategic group leading on audit of policy, practice, specialist provision. The group will analyse data from early level to senior phase to inform ASN learning estate and specialist provision required now and in the future.
- Targeted support in place for young people who are at risk of underachievement, with additional inter-agency focus from Children's Services, Skills Development Scotland and CLL.
- Positive destinations results across Midlothian continue to exceed our benchmarks even through the pandemic.

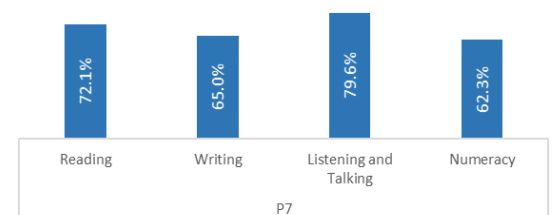
Children reaching the required level
(CFE 2021)



Children reaching the required level
(CFE 2021)



Children reaching the required level
(CFE 2021)



Areas for improvement

- Increasing attendance
- Improving/ speeding up referral processes for additional support services delivered by all partners for pupils
- Further develop senior phase curriculum.

Holistic

Modern

Sustainable

Preventative

Included, Involved and Engaged: Wellbeing & Equity

Holistic

Modern

Sustainable

Preventative

Key Highlights

- A Nurture Lead was established in every school, nursery, Children and Families Service, and Community Life Long Learning Service
- A Resource Hub in GLOW currently enables Education Professionals and School Nurture Leads to share resources and ideas for practice
- School Counselling Service – MYPAS awarded the contract to deliver this service from September. MYPAS were already working with Midlothian Council delivering a pilot school counselling service and were awarded this wider project after a competitive procurement process
- In several settings, 4 new enhanced P1 classes, supporting children with additional educational needs, have been established and pupils have successfully transition into their new setting. Locations for 5 new enhanced classes have also been identified and staffing and resources have been agreed to support children from P2 to P7.
- An outdoor learning Principal Teacher has joined the team at Pathways to success and is providing exciting opportunities for young people to develop life skills in real contexts.

31 Primary Schools

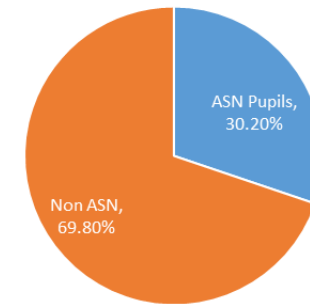
1 Special School

70 Educational
settings within
Midlothian

6 Secondary Schools

32 Early Years Provision

ASN % of School Roll



Areas for improvement

- Increase professional learning which includes central training for those new to nurture re Attachment Aware and Trauma Informed Practice, a series of Professional Learning Conversations with Nurture Leads and the development of Resource Hub/Nurture
- A Twitter hashtag #nurturemidlothian has been established to promote learning and practice across Midlothian, to signpost to training and professional development opportunities and to enable sharing with families and young people.

Finances and Resources

Holistic

Modern

Sustainable

Preventative

Key Highlights

- The latest iteration of the Google Workspace has been launched across the School estate.
- All staff accessed authority-wide professional learning in August.
- Schools are being aided in preparing submissions for the Digital Schools Award.
- Business Support restructure

Digital Delivery

2383

New devices Rolled-out in Term 1



9402

Pupils using new digital systems



Areas for improvement

- Rate of demographic growth on the learning estate
- Increase in the number of children and young people with additional support requiring more specialist provision will require robust monitoring to ensure staffing and specialist facilities meets level of needs.