



# LOCAL PLAN PERFORMANCE REPORT FOR MIDLOTHIAN



**SCOTTISH**  
FIRE AND RESCUE SERVICE  
Working together for a safer Scotland

Quarter 3 Report, 1<sup>st</sup> October – 31<sup>st</sup> December, 2021

**Working together  
for a safer Scotland**

Midlothian



#### DISCLAIMER

The figures included in this report are provisional and subject to change as a result of quality assurance and review. The statistics quoted are internal management information published in the interests of transparency and openness.

The Scottish government publishes Official Statistics each year which allow for comparisons to be made over longer periods of time.

Please ensure any external partners in receipt of these reports are aware of this.

1	<b>Introduction</b>	<b>3</b>
2	<b>Performance Summary</b>	<b>4</b>
3	<b>Progress on local fire &amp; rescue plan priorities</b>	
	<i>Local Risk Management and Preparedness</i>	<b>5</b>
	<i>All accidental dwelling fires</i>	<b>7</b>
	<i>All fire casualties (fatal &amp; non-fatal (incl. p/c's))</i>	<b>9</b>
	<i>All deliberate fires excl. dwellings</i>	<b>11</b>
	<i>Special Service - RTCs</i>	<b>13</b>
	<i>Special Service Casualties - All</i>	<b>15</b>
	<i>False Alarm - UFAs</i>	<b>17</b>
4	<b>Appendices</b>	
5	<b>Glossary</b>	

## Introduction

This performance report provides information on our prevention, protection and operational response activities within Midlothian for Quarter 3 of 2021-22 (1st October – 31st December 2021) including information on the year to date figures.

The Scottish Government provides an overarching vision for public services. This vision supported by 16 National Outcomes, which demonstrate commitment to creating a more successful country, with opportunities for all of Scotland to flourish, through increasing sustainable growth. The Scottish Fire and Rescue Service (SFRS) can make a significant contribution to improving these outcomes for Midlothian by contributing to the Community Planning arrangements across the area.

The national priorities for the SFRS are set out in the Fire and Rescue Framework for Scotland. The SFRS Strategic Plan 2019-2022 outlines how the SFRS will deliver against these priorities and the outcomes against which this delivery can be measured.

The priorities contained within the Local Fire and Rescue Plan for Midlothian 2021 contribute towards the priorities within the Single Midlothian Plan.

The aims of the local Fire & Rescue Service in Midlothian are to reduce fire deaths and to reduce injuries from fire and other emergencies in the community. We aim to achieve this by working in partnership, being pro-active and targeting our prevention and protection activities to where they are required, based on evidence.

The Local Fire and Rescue Plan for Midlothian 2021 identifies the following five objectives as the main focus for service delivery locally:

### Local Priorities:

- As part of a Community Partnership approach, we will make people safer in their homes.
- We will promote Community Resilience whilst contributing to improved outcomes for people involved in non-fire emergencies.
- Together with our Community Partners, we will contribute to making roads in East Lothian safer.
- As part of a Community Partnership, we will challenge anti-social behaviour.
- In partnership, we will aim to reduce the occurrence and impact of Unwanted Fire Alarm Signals.

Area Commander Hilary Sangster

Local Senior Officer for Midlothian, East Lothian and the Scottish Borders.

[hilary.sangster@firescotland.gov.uk](mailto:hilary.sangster@firescotland.gov.uk)

## Performance Summary

We measure how well we are meeting our priorities using 6 key indicators, depicted below

Key performance indicator	Apr to (& incl.) Dec					RAG rating
	2017/18	2018/19	2019/20	2020/21	2021/22	YTD
All accidental dwelling fires	45	35	51	40	45	◆
All fire casualties (fatal & non-fatal (incl. p/c's))	15	13	7	15	3	●
All deliberate fires excl. dwellings	378	244	208	173	176	▲
Special Service - RTCs	30	25	28	12	22	◆
Special Service Casualties - All	44	24	40	21	24	◆
False Alarm - UFAs	276	290	301	215	335	◆

### RAG rating - KEY

◆	RED DIAMOND	10% higher than the previous YTD period, or local target not achieved.
▲	YELLOW TRIANGLE	Up to 9% higher than the previous YTD period, or local target not achieved.
●	GREEN CIRCLE	Equal to or improved upon the previous equivalent quarter (or YTD period), or local target achieved.

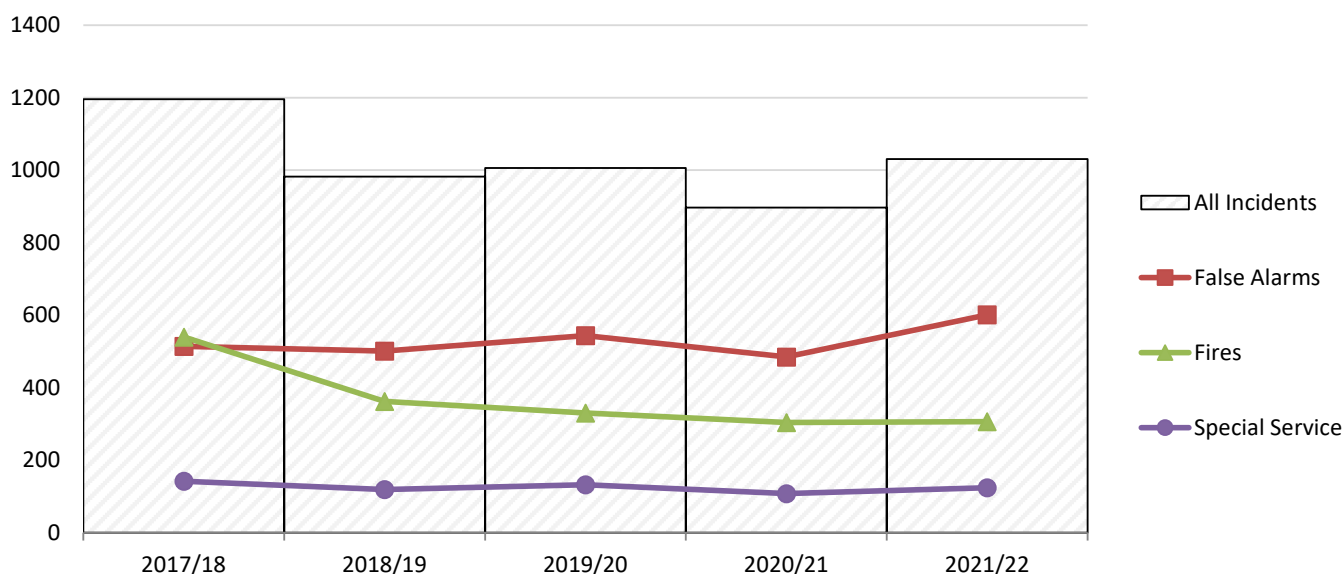
### Note

Quarterly comparison RAG Rating = the reporting period compared to the average of the three previous quarterly reporting periods.  
Year to Date RAG Rating = the cumulative total of all quarterly performance in current year compared to cumulative total of all quarterly performance in previous year.

### Incident Overview

Year to date (1st April – 31st December 2021), the SFRS, responded to 1031 incidents in Midlothian, which is a increase of 134 incidents compared with the same reporting period last year.

The chart below illustrates incidents YTD attended within Midlothian council over the last 5 fiscal years



## Progress on local fire & rescue plan priorities

### Local Risk Management and Preparedness

The Service must identify, prioritise and plan to meet the risks in each local community.

We said we would:

- train our staff to deal with our local risks
- gather and analyse risk information
- work with partners to mitigate risks
- deal with major events

#### Train our staff to deal with our local risks

All of our operational staff undertake routine and risk specific skill acquisition and maintenance training.

#### Gather and analyse risk information

All of our operational staff gather and analyse local risk information and operational intelligence, used in our preparations to resolve incidents.

We conduct Post Incident Debriefs to identify any lessons that can be learned from our preparedness and response to emergency events.

We use Urgent Operational Intelligence Briefings to inform our operational staff of any safety critical information.

#### Work with partners to mitigate risks

We continue to be an active member of the East Local Resilience Partnership.

We share information with local authority partners and other key stakeholders (e.g. Police Scotland) to ensure emergency event risks are mitigated.

#### Deal with major events

There were no major fire events or significant emergency events in this reporting period.



## Reduction of 'All accidental dwelling fires'

Accidental dwelling fires can have devastating effects on our community. The SFRS is committed to keeping people safe in their homes. We share information with partners to make sure that the right people get the right information they need, particularly those who are vulnerable due to age, isolation or addiction. Reduction of Accidental Dwelling Fires contributes to The Single Midlothian Plan.

### Results

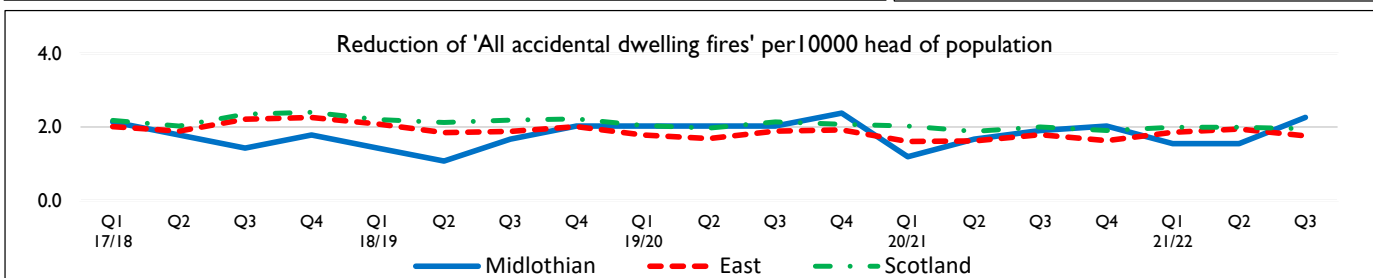
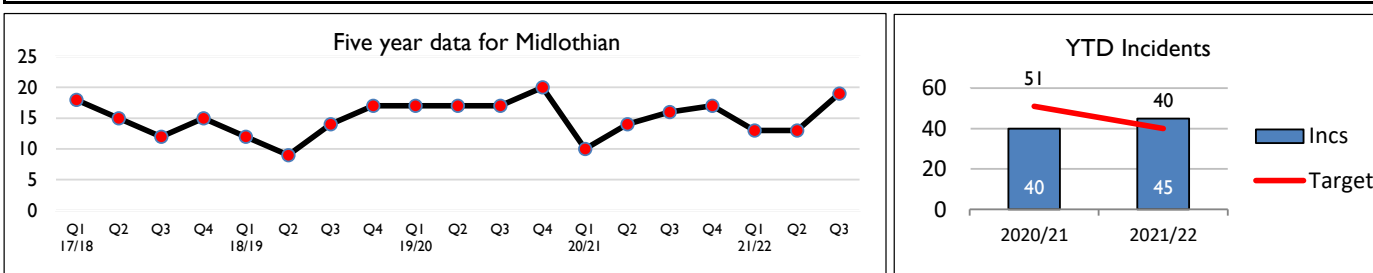
We aim to reduce Accidental Dwelling Fires in Midlothian by contributing towards the SFRS target of 10% reduction per year, over a three-year rolling period. During this quarter, we responded to 19 Accidental Dwelling Fires, which is a increase of 3 incident compared with the same period last year. The long-term trend based upon incidents/10,000 population shows Midlothian performing above the Scottish and East Service Delivery Area trend line.

### Reasons

Of the 19 accidental dwelling fires attended, 12 occurred in single occupancy households. The main cause of fire is cooking (36%). 17 of the 19 fires had no fire damage, were limited to the first item ignited and/or confined to the room where the fire started and therefore, relatively minor in nature. 2 fires were of a more serious nature with fire damage over 1 or 2 floors. It is clear from this evidence to continue to target those mostly at risk in single occupancy households and to ensure those properties have working smoke detection. Unfortunately, 11 of the 19 properties did not have working smoke alarms fitted.

### Actions

During this reporting period, 179 Home Fire Safety Visits were carried out within Midlothian. SFRS continue to work in partnership to educate and inform people about the fire and safety in the home. Appendix I 'Midlothian Prevention & Protection Activities' provides further details on our prevention activities.



YTD ward ave. for Midlothian - 8	2017/18	2018/19	2019/20	2020/21	2021/22	Sparklines
Midlothian	45	35	51	40	45	
Penicuik	8	3	2	11	11	
Bonnyrigg	8	3	5	2	3	
Dalkeith	7	7	10	11	12	
Midlothian West	7	10	12	9	7	
Midlothian East	8	5	13	1	5	
Midlothian South	7	7	9	6	7	





## Reduction of 'All fire casualties (fatal & non-fatal (incl. p/c's))'

Fire casualty and fatality rates provide an indication of the amount of serious, life-threatening injuries that occur due to fire. This can indicate not only the success of SFRS in reducing the number of life risk fires through community fire safety and similar activities, but also their success in response activity in saving lives.

### Results

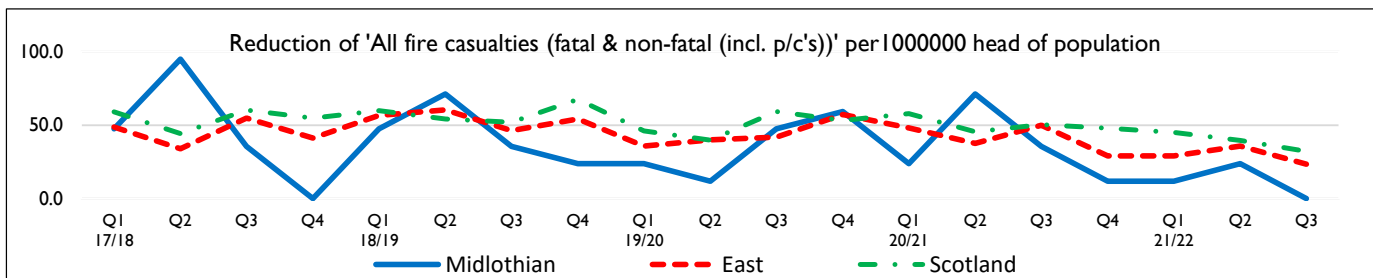
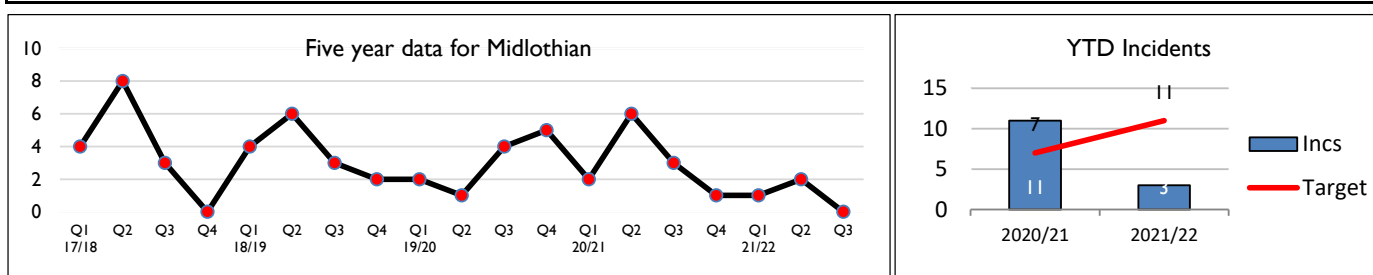
There were no reported fire fatalities, in the 3-month period. We aim to reduce Fire Casualties in Midlothian each per year, which contributes towards the SFRS target of reducing Fire Casualties by 5% per year, over a three-year rolling period. In this reporting period, SFRS dealt with 1 other casualties due to an accidental dwelling fire. This is a reduction of 2 when compared to the same period last year. The long-term trend based upon casualties/10,000 population shows Midlothian is performing below the Scottish average and East SDA average.

### Reasons

Historically Midlothian has low numbers of casualties from fires and it is positive to note that this trend remains low.

### Actions

During this reporting period, 179 Home Fire Safety Visits were carried out. We continue to work with our partners in Midlothian Council and seek opportunities with social work and NHS to target those most vulnerable and at risk from fire. We have provided 4 referrals for support to partner agencies. Appendix I 'Midlothian Prevention & Protection Activities' provides further details on current activities.



YTD ward ave. for Midlothian - I	2017/18	2018/19	2019/20	2020/21	2021/22	Sparklines
Midlothian	15	13	7	15	3	
Penicuik	2	4	0	2	2	
Bonnyrigg	1	1	3	0	0	
Dalkeith	2	2	3	7	0	
Midlothian West	0	1	0	1	0	
Midlothian East	1	4	1	0	0	
Midlothian South	9	1	0	5	1	



## Reduction of 'All deliberate fires excl. dwellings'

Historically deliberate fire setting has not been a significant problem for the SFRS in Midlothian, however recent years have shown a distinct increase in this activity and there is a close link between deliberate secondary fires and other forms of anti-social behaviour. In the main, deliberate fires are secondary fires categorised into refuse/bins, grassland or derelict buildings incidents. Reduction of Deliberate Fire Setting contributes to the Single Midlothian Plan.

### Results

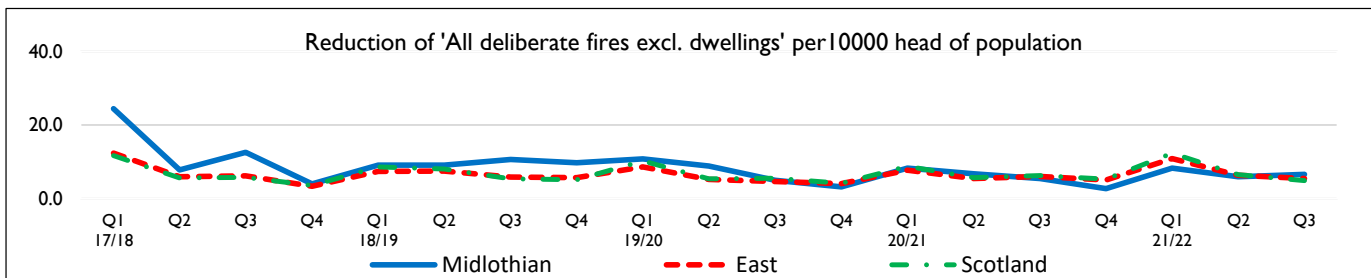
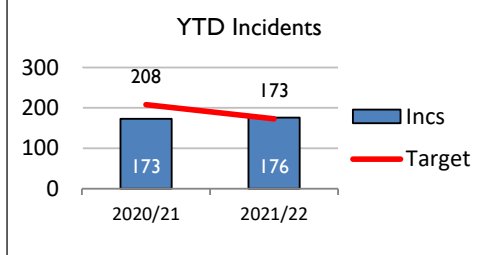
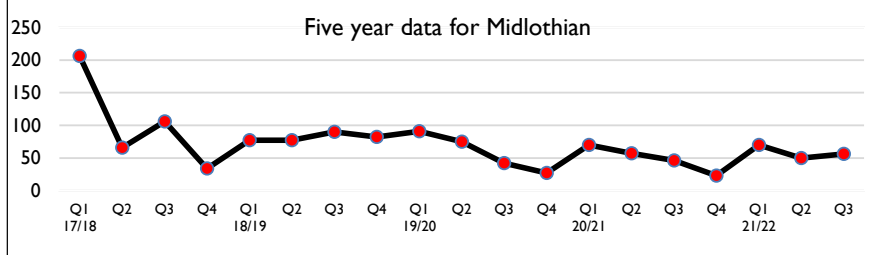
There were 56 deliberate fires within the reporting period, which is a increase of 10 when compared to the same period last year. The long-term trend based upon incidents/10,000 population shows Midlothian performing in line with the Scottish and East Service Delivery Area trend line.

### Reasons

Of the 56 deliberate fire incidents, 24 (43%) of incidents were 'deliberate secondary fires' mainly, waste or scrubland, wood or crop. 14 (25%) involved refuse/bins including wheelie bins and recycling bins. 3 incidents involved vehicles and 1 incident in a fast food take away and 1 in a primary school.

### Actions

SFRS continues to work in a restricted capacity with partner agencies attending the weekly TACG meetings. Emerging patterns continue to be monitored and prevention activities carried out. Various on-going preventative activities have been undertaken throughout the year targeting the issue of deliberate fire-raising. This includes various youth engagement events, Stair Aware activity, information sharing/visits to schools and other partnership work.



YTD ward ave. for Midlothian - 29	2017/18	2018/19	2019/20	2020/21	2021/22	Sparklines
Midlothian	378	244	208	173	176	
Penicuik	46	14	8	13	10	
Bonnyrigg	24	19	26	32	23	
Dalkeith	92	58	40	32	34	
Midlothian West	53	30	28	26	19	
Midlothian East	86	60	70	39	58	
Midlothian South	77	63	36	31	32	



## Reduction of 'Special Service - RTCs'

While much of this risk is out with the control of SFRS, responding to Non-Fire Emergencies such as Road Traffic Collisions is a key part of our intervention activities. The SFRS is committed to working with partners and other stakeholders to drive continuous improvement in this area. Reduction of Casualties from Non-Fire Emergencies contributes to the Single Midlothian Plan, number of people killed or seriously injured in road accidents.

### Results

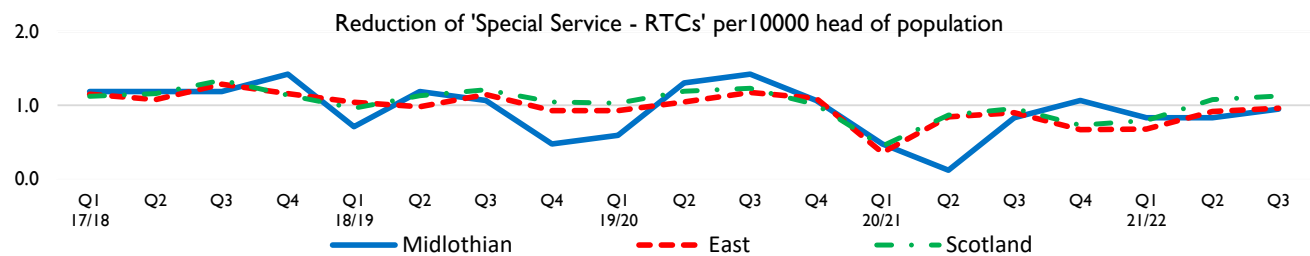
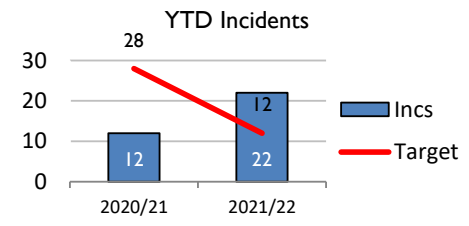
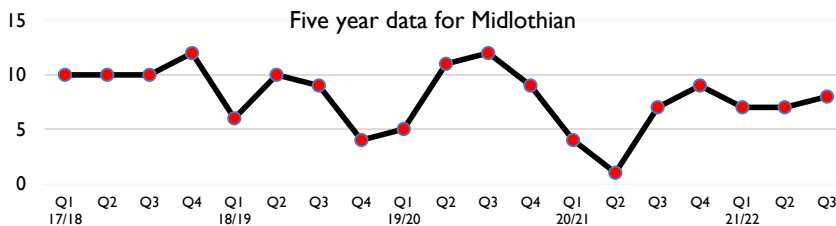
We attended 8 Road Traffic Collisions during this period; a increase of 1 from same reporting period last year. Per 10,000 head of population, Midlothian is performing in below the Scottish and East Service Delivery area trend lines.

### Reasons

The SFRS only attend those RTC's they are requested to attend this number does not reflect the total number within Midlothian.

### Actions

The SFRS is a member of a multi-agency approach to reducing Road Traffic Collision's and the associated casualties and fatalities. The continued delivery of Tomorrow's Driver programme targeting young people is an excellent partnership approach to reducing road traffic collisions.



YTD ward ave. for Midlothian - 4	2017/18	2018/19	2019/20	2020/21	2021/22	Sparklines
Midlothian	30	25	28	12	22	
Penicuik	4	2	9	3	2	
Bonnyrigg	3	0	1	0	2	
Dalkeith	4	11	3	1	4	
Midlothian West	7	4	5	4	7	
Midlothian East	4	6	7	3	4	
Midlothian South	8	2	3	1	3	



## Reduction of 'Special Service Casualties - All'

While much of this risk is out with the control of SFRS, responding to Non-Fire Emergencies is a key part of our intervention activities. The SFRS is committed to working with partners and other stakeholders to drive continuous improvement in this area. Reduction of Casualties from Non-Fire Emergencies contributes to the Single Midlothian Plan.

### Results

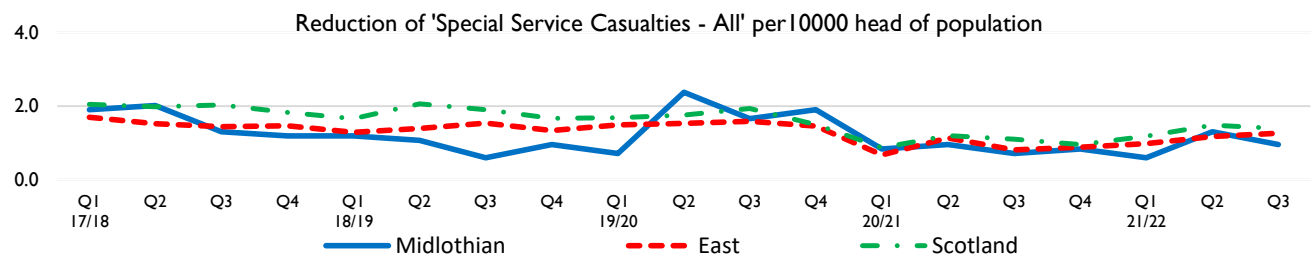
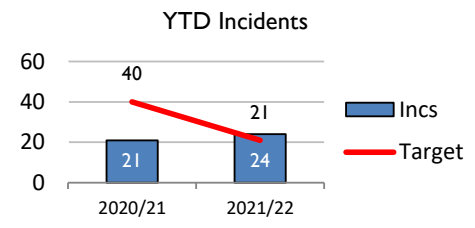
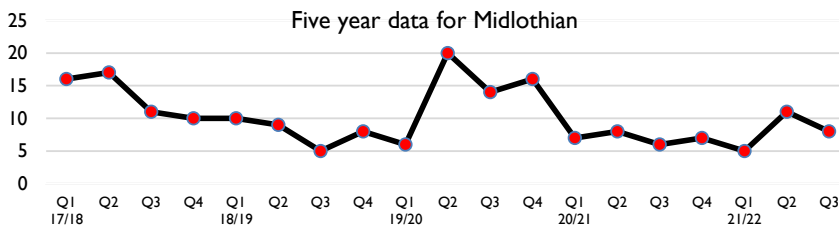
We attended special service incident types in the last quarter with a total of 8 casualties (1 fatal and 7 non-fatal casualties). This is an increase of 2 special service casualties in comparison to the same reporting period last year. Per 10,000 head of population, Midlothian is performing in line with the Scottish and East Service Delivery area trend lines.

### Reasons

There was 1 fatal casualty from RTC incident type. There was 7 non-fatal casualties (5 from RTC incidents, 2 from effecting entry, co-responding or assisting other agencies).

### Actions

The SFRS in Midlothian will continue to respond to the communities needs in terms of other non-fire emergencies with the overall objective of reducing casualty and fatality rates within Midlothian.



YTD ward ave. for Midlothian - 4	2017/18	2018/19	2019/20	2020/21	2021/22	Sparklines
Midlothian	44	24	40	21	24	
Penicuik	10	4	10	6	3	
Bonnyrigg	5	0	5	1	2	
Dalkeith	5	6	3	5	4	
Midlothian West	6	7	8	3	5	
Midlothian East	13	4	13	6	4	
Midlothian South	5	3	1	0	6	





## Reduction of 'False Alarm - UFAs'

Unwanted Fire Alarm Signals (UFAS) are defined as incidents where an automated fire alarm system activates and results in the mobilisation of SFRS resources, when the reason for that alarm turns out to be connected with faulty or defective alarm equipment. The SFRS is committed to working with partners and other stakeholders to reduce Unwanted Fire Alarm Signals.

### Results

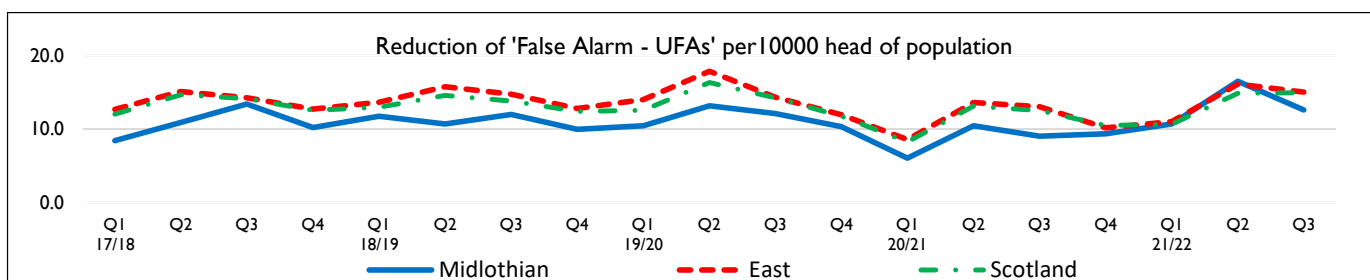
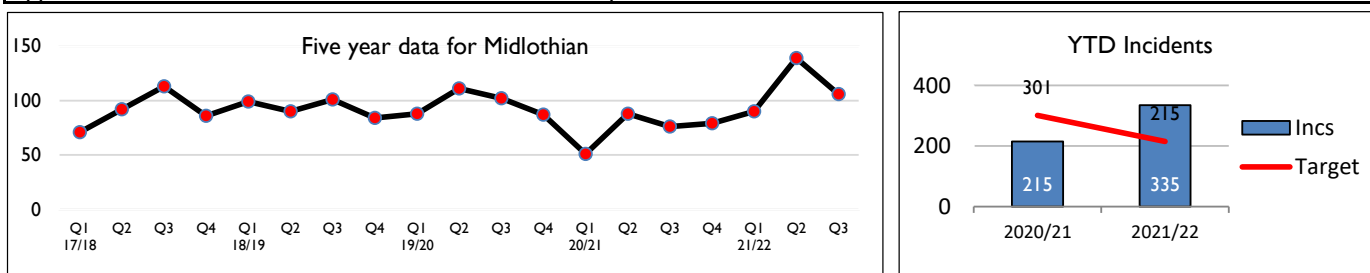
SFRS attended 106 Unwanted Fire Alarm Signals incidents during this reporting period, which is an increase of 30 incident when compared to the same reporting period last year. Midlothian trend line is performing below the Scotland and the East delivery area trendline.

### Reasons

Unwanted Fire Alarm Signals were caused by the following: 49% faults/Defects & cause of actuation unknown, 21% due to contaminants (dust/insects/steam/aerosol), 14% accidental or good intent, 9% caused by fumes from people smoking, cooking or burnt toast, 5% were malicious breakage of call points and the remaining 2% fire alarm system testing.

### Actions

We continue to monitor Unwanted Fire Alarm Signals calls and our Fire Safety Enforcement Officers work closely with premises to reduce further incidents. This includes discussing technological, procedural and management solutions in order to prevent future Unwanted Fire Alarm Signals incidents. In Midlothian, we are currently engaging with various premises giving advice to prevent further occurrences. The SFRS has now completed the consultation on 'Time for Change - Reducing Unwanted fire Alarm Signals (UFAS)'. Appendix I 'Midlothian Prevention & Protection Activities' provides further details.



YTD ward ave. for Midlothian - 56	2017/18	2018/19	2019/20	2020/21	2021/22	Sparklines
Midlothian	276	290	301	215	335	
Penicuik	27	30	39	34	34	
Bonnyrigg	46	46	49	30	47	
Dalkeith	41	47	49	18	45	
Midlothian West	85	86	94	75	121	
Midlothian East	38	41	44	30	54	
Midlothian South	39	40	26	28	34	

