



## LOCAL PLAN PERFORMANCE REPORT FOR MIDLOTHIAN



**SCOTTISH**  
FIRE AND RESCUE SERVICE  
Working together for a safer Scotland

**Quarter 1 Report, 1<sup>st</sup> April – 30th June, 2022**

**Working together  
for a safer Scotland**

Midlothian



### **DISCLAIMER**

The figures included in this report are provisional and subject to change as a result of quality assurance and review. The statistics quoted are internal management information published in the interests of transparency and openness.

The Scottish government publishes Official Statistics each year which allow for comparisons to be made over longer periods of time.

Please ensure any external partners in receipt of these reports are aware of this.

CONTENTS	PAGE
1 <b>Introduction</b>	<b>3</b>
2 <b>Performance Summary</b>	<b>4</b>
3 <b>Progress on local fire &amp; rescue plan priorities</b>	
<i>Local Risk Management and Preparedness</i>	<b>5</b>
<i>All deliberate primary fires</i>	<b>7</b>
<i>All fire casualties (fatal &amp; non-fatal (incl. p/c's))</i>	<b>9</b>
<i>All deliberate fires excl. dwellings</i>	<b>11</b>
<i>Special Service - RTCs</i>	<b>13</b>
<i>Special Service Casualties - All</i>	<b>15</b>
<i>False Alarm - UFAs</i>	<b>17</b>
4 <b>Appendices</b>	
5 <b>Glossary</b>	

## Introduction

This performance report provides information on our prevention, protection and operational response activities within Midlothian for Quarter 1 of 2022-23 (1st April – 30th June 2022) including information on the year to date figures.

The Scottish Government provides an overarching vision for public services. This vision supported by 11 National Outcomes, which demonstrate commitment to creating a more successful country, with opportunities for all of Scotland to flourish, through increasing sustainable growth. The Scottish Fire and Rescue Service (SFRS) can make a significant contribution to improving these outcomes for Midlothian by contributing to the Community Planning arrangements across the area.

The national priorities for the SFRS are set out in the Fire and Rescue Framework for Scotland. The SFRS Strategic Plan 2019-2022 outlines how the SFRS will deliver against these priorities and the outcomes against which this delivery can be measured.

The priorities contained within the Local Fire and Rescue Plan for Midlothian 2021 contribute towards the priorities within the Single Midlothian Plan.

The aims of the local Fire & Rescue Service in Midlothian are to reduce fire deaths and to reduce injuries from fire and other emergencies in the community. We aim to achieve this by working in partnership, being pro-active and targeting our prevention and protection activities to where they are required, based on evidence.

The Local Fire and Rescue Plan for Midlothian 2021 identifies the following five objectives as the main focus for service delivery locally:

### Local Priorities:

- As part of a Community Partnership approach, we will make people safer in their homes.
- We will promote Community Resilience whilst contributing to improved outcomes for people involved in non-fire emergencies.
- Together with our Community Partners, we will contribute to making roads in Midlothian safer.
- As part of a Community Partnership, we will challenge anti-social behaviour.
- In partnership, we will aim to reduce the occurrence and impact of Unwanted Fire Alarm Signals.

Area Commander Hilary Sangster

Local Senior Officer for Midlothian, East Lothian and the Scottish Borders.

[hilary.sangster@firescotland.gov.uk](mailto:hilary.sangster@firescotland.gov.uk)

## Performance Summary

We measure how well we are meeting our priorities using 6 key indicators, depicted below

Key performance indicator	Apr to (& incl.) Jun					RAG rating
	2018/19	2019/20	2020/21	2021/22	2022/23	YTD
All deliberate primary fires	16	13	17	11	20	◆
All fire casualties (fatal & non-fatal (incl. p/c's))	4	2	2	1	0	●
All deliberate fires excl. dwellings	77	91	70	70	117	◆
Special Service - RTCs	6	5	4	7	5	●
Special Service Casualties - All	10	6	7	5	9	◆
False Alarm - UFAs	99	88	51	90	83	●

### RAG rating - KEY

◆	RED DIAMOND	10% higher than the previous YTD period, or local target not achieved.
▲	YELLOW TRIANGLE	Up to 9% higher than the previous YTD period, or local target not achieved.
●	GREEN CIRCLE	Equal to or improved upon the previous equivalent quarter (or YTD period), or local target achieved.

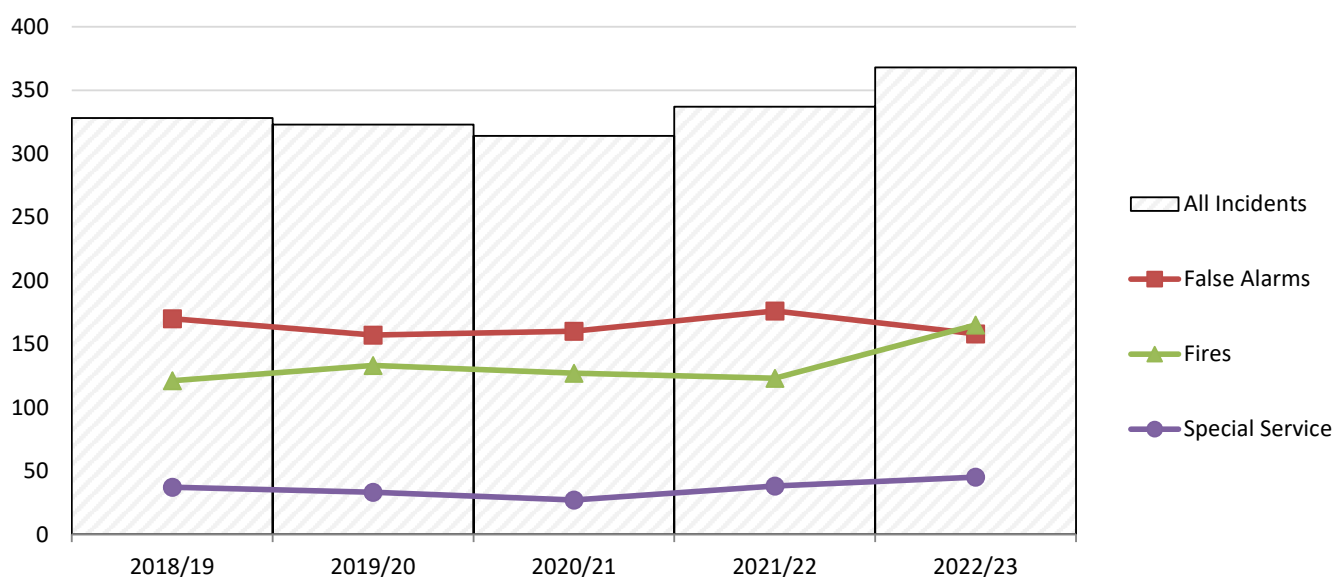
### Note

Quarterly comparison RAG Rating = the reporting period compared to the average of the three previous quarterly reporting periods.  
Year to Date RAG Rating = the cumulative total of all quarterly performance in current year compared to cumulative total of all quarterly performance in previous year.

### Incident Overview

Year to date (1st April 2022 – 30th June 2022), the SFRS, responded to 368 incidents in Midlothian, which is a increase of 31 incidents compared with the same reporting period last year.

The chart below illustrates incidents YTD attended within Midlothian council over the last 5 fiscal years



<b>Progress on local fire &amp; rescue plan priorities</b>
<b>Local Risk Management and Preparedness</b>
<p>The Service must identify, prioritise and plan to meet the risks in each local community.</p> <p>We said we would:</p> <ul style="list-style-type: none"> <li>• train our staff to deal with our local risks</li> <li>• gather and analyse risk information</li> <li>• work with partners to mitigate risks</li> <li>• deal with major events</li> </ul>
<b><u>Train our staff to deal with our local risks</u></b>
<p>All of our operational staff undertake routine and risk specific skill acquisition and maintenance training.</p>
<b><u>Gather and analyse risk information</u></b>
<p>All of our operational staff gather and analyse local risk information and operational intelligence, used in our preparations to resolve incidents.</p> <p>We conduct Post Incident Debriefs to identify any lessons that can be learned from our preparedness and response to emergency events.</p> <p>We use Urgent Operational Intelligence Briefings to inform our operational staff of any safety critical information.</p>
<b><u>Work with partners to mitigate risks</u></b>
<p>We continue to be an active member of the East Local Resilience Partnership.</p> <p>We share information with local authority partners and other key stakeholders (e.g. Police Scotland) to ensure emergency event risks are mitigated.</p>
<b><u>Deal with major events</u></b>
<p>There were no major fire events or significant emergency events in this reporting period.</p>

## Reduction of 'All deliberate primary fires'

Accidental dwelling fires can have devastating effects on our community. The SFRS is committed to keeping people safe in their homes. We share information with partners to make sure that the right people get the right information they need, particularly those who are vulnerable due to age, isolation or addiction. Reduction of Accidental Dwelling Fires contributes to The Single Midlothian Plan.

### Results

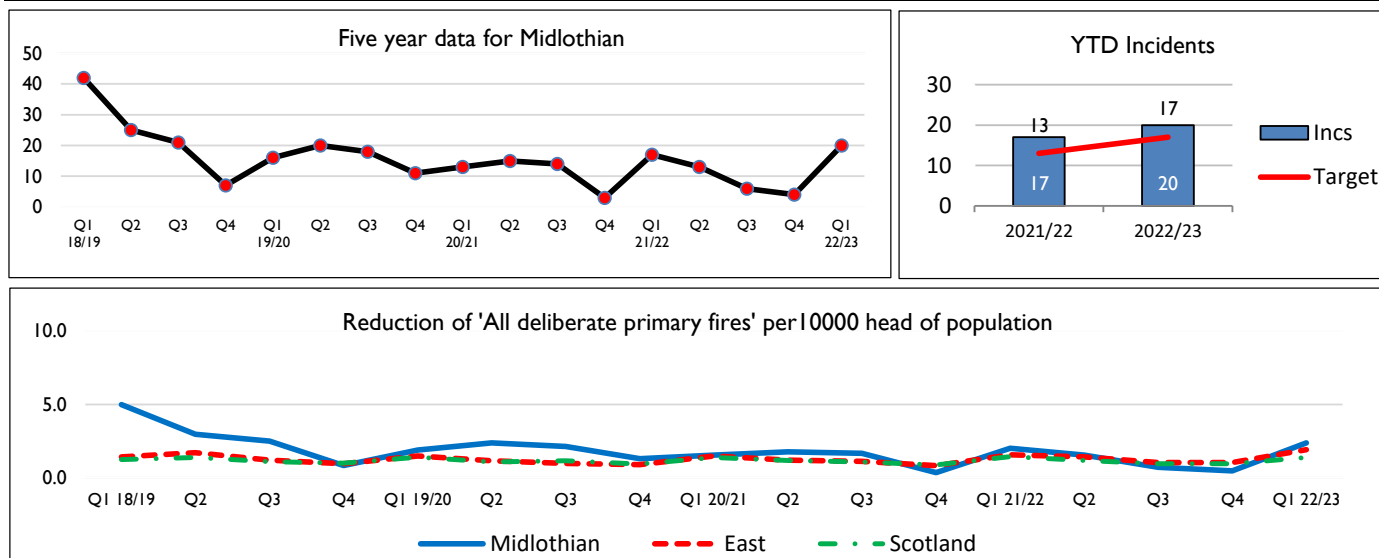
We aim to reduce Accidental Dwelling Fires in Midlothian by contributing towards the SFRS target of 10% reduction per year, over a three-year rolling period. During this quarter, we responded to 10 Accidental Dwelling Fires, which is an increase of 1 incident compared with the same period last year. The long-term trend based upon incidents/10,000 population shows Midlothian performing well below the Scottish and East Service Delivery Area trend lines.

### Reasons

Of the 10 accidental dwelling fires attended, 9 occurred in single occupancy households. The main cause of fire is cooking (60%). 9 of the 10 fires had no fire damage, were limited to the first item ignited and/or confined to the room where the fire started and therefore, relatively minor in nature. It is clear from this evidence to continue to target those mostly at risk in single occupancy households and to ensure those properties have working smoke detection. Unfortunately, 3 from the 10 domestic properties did not have working smoke alarms fitted.

### Actions

During this reporting period, 125 Home Fire Safety Visits were carried out within Midlothian. SFRS continue to work in partnership to educate and inform people about fire and safety, in the home. Appendix I 'Midlothian Prevention & Protection Activities' provides further details on our prevention activities.



YTD ward ave. for Midlothian - 3	2018/19	2019/20	2020/21	2021/22	2022/23	Sparklines
Midlothian	16	13	17	11	20	
Penicuik	1	1	1	0	2	
Bonnyrigg	1	0	3	2	4	
Dalkeith	4	2	2	5	3	
Midlothian West	3	1	3	1	0	
Midlothian East	3	8	5	3	5	
Midlothian South	4	1	3	0	6	

## Reduction of 'All fire casualties (fatal & non-fatal (incl. p/c's))'

Fire casualty and fatality rates provide an indication of the amount of serious, life-threatening injuries that occur due to fire. This can indicate not only the success of SFRS in reducing the number of life risk fires through community fire safety and similar activities, but also their success in response activity in saving lives.

### Results

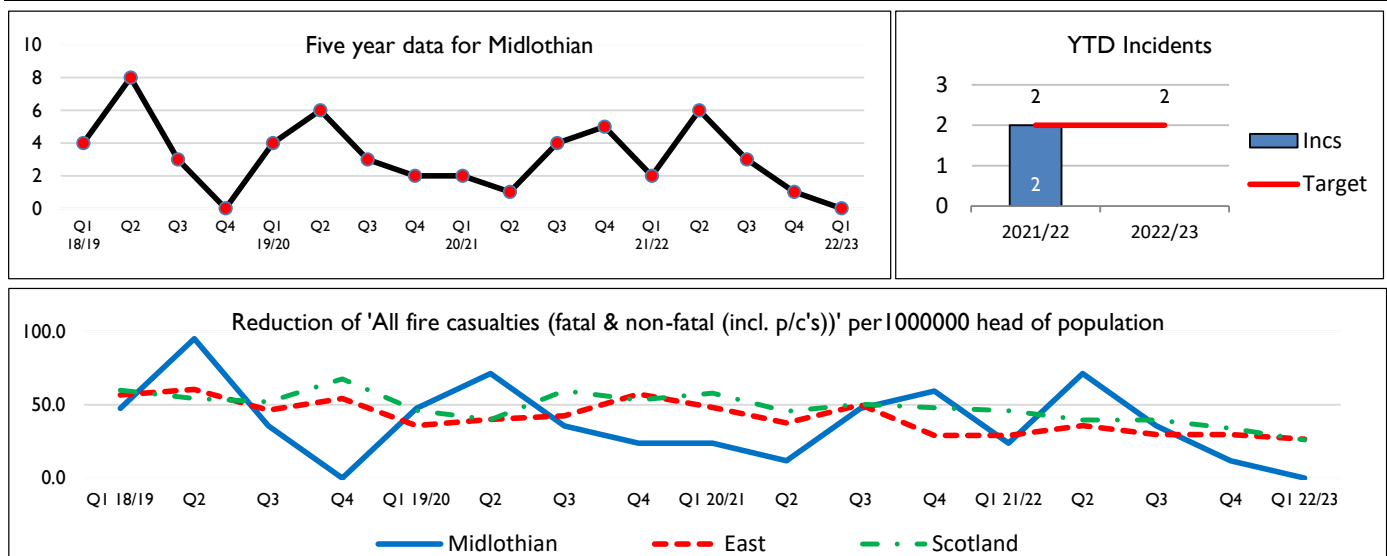
There were no reported fire fatalities, in the 3-month period. We aim to reduce Fire Casualties in Midlothian each per year, which contributes towards the SFRS target of reducing Fire Casualties by 5% per year, over a three-year rolling period. In this reporting period, SFRS dealt with no casualties due to dwelling fires. The figures show a change from the same reporting period last year. The long-term trend based upon casualties/10,000 population shows Midlothian is performing well below the Scottish average and East SDA average.

### Reasons

Historically Midlothian has low numbers of casualties from fires and it is positive to note that this trend remains low. We are pleased to report the YTD figure as a 5 year low.

### Actions

During this reporting period, 125 Home Fire Safety Visits were carried out. We continue to work with our partners in Midlothian Council and seek opportunities with social work and NHS to target those most vulnerable and at risk from fire. In response, we received 21 Home fire safety visit referrals. We have provided 5 referrals for support to partner agencies. Appendix I 'Midlothian Prevention & Protection Activities' provides further details on current activities.



YTD ward ave. for Midlothian - 0	2018/19	2019/20	2020/21	2021/22	2022/23	Sparklines
Midlothian	4	2	2	1	0	
Penicuik	2	0	0	1	0	
Bonnyrigg	0	1	0	0	0	
Dalkeith	1	0	1	0	0	
Midlothian West	1	0	0	0	0	
Midlothian East	0	1	0	0	0	
Midlothian South	0	0	1	0	0	

## Reduction of 'All deliberate fires excl. dwellings'

Historically deliberate fire setting has not been a significant problem for the SFRS in Midlothian, however recent years have shown a distinct increase in this activity and there is a close link between deliberate secondary fires and other forms of anti-social behaviour. In the main, deliberate fires are secondary fires categorised into refuse/bins, grassland or derelict buildings incidents. Reduction of Deliberate Fire Setting contributes to the Single Midlothian Plan.

### Results

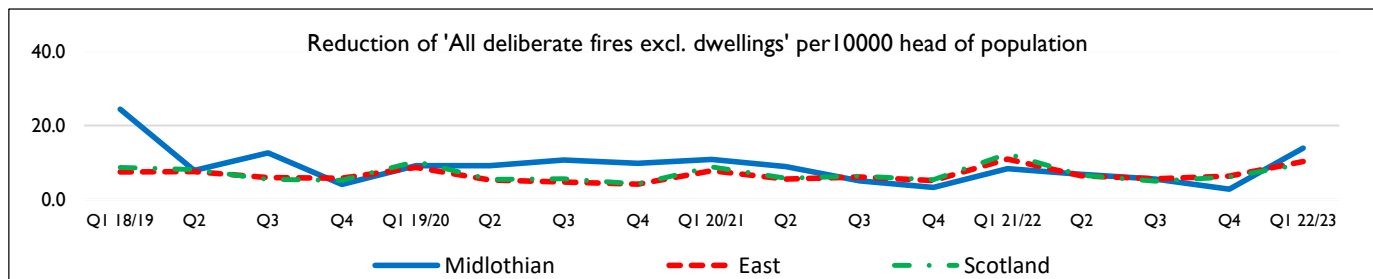
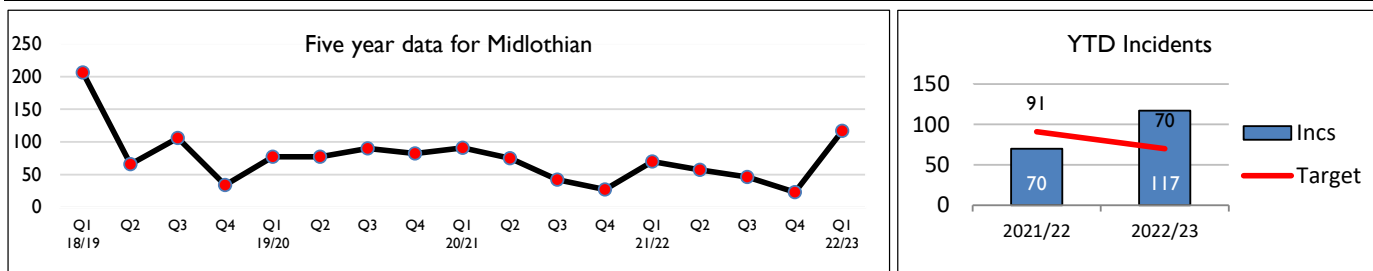
There were 117 deliberate fires within the reporting period, which is a increase of 47 when compared to the same period last year. The long-term trend based upon incidents/10,000 population shows Midlothian performing below the Scottish and East Service Delivery Area trend line.

### Reasons

Of the 117 deliberate fire incidents, 97 (83%) of incidents were 'deliberate secondary fires' mainly, waste or scrubland, wood or crop; 6 primary fire incidents involving trees; 19 involved refuse/bins including wheelie bins and recycling bins; 5 incidents involved vehicles; 1 incident in a private garage.

### Actions

The SFRS continue to work with our Partners and any emerging themes are managed in Partnership with relevant intervention and prevention activities carried out. Various on-going preventative activities have been undertaken throughout the year targeting the issue of deliberate fire-raising. This includes various youth engagement events, thematic actions, information sharing/visits to schools and other partnership work.



YTD ward ave. for Midlothian - 20	2018/19	2019/20	2020/21	2021/22	2022/23	Sparklines
Midlothian	77	91	70	70	117	
Penicuik	5	1	5	1	14	
Bonnyrigg	7	10	14	9	16	
Dalkeith	21	18	11	11	26	
Midlothian West	7	15	12	7	12	
Midlothian East	15	36	18	27	32	
Midlothian South	22	11	10	15	17	



## Reduction of 'Special Service - RTCs'

While much of this risk is out with the control of SFRS, responding to Non-Fire Emergencies such as Road Traffic Collisions is a key part of our intervention activities. The SFRS is committed to working with partners and other stakeholders to drive continuous improvement in this area. Reduction of Casualties from Non-Fire Emergencies contributes to the Single Midlothian Plan, number of people killed or seriously injured in road accidents.

### Results

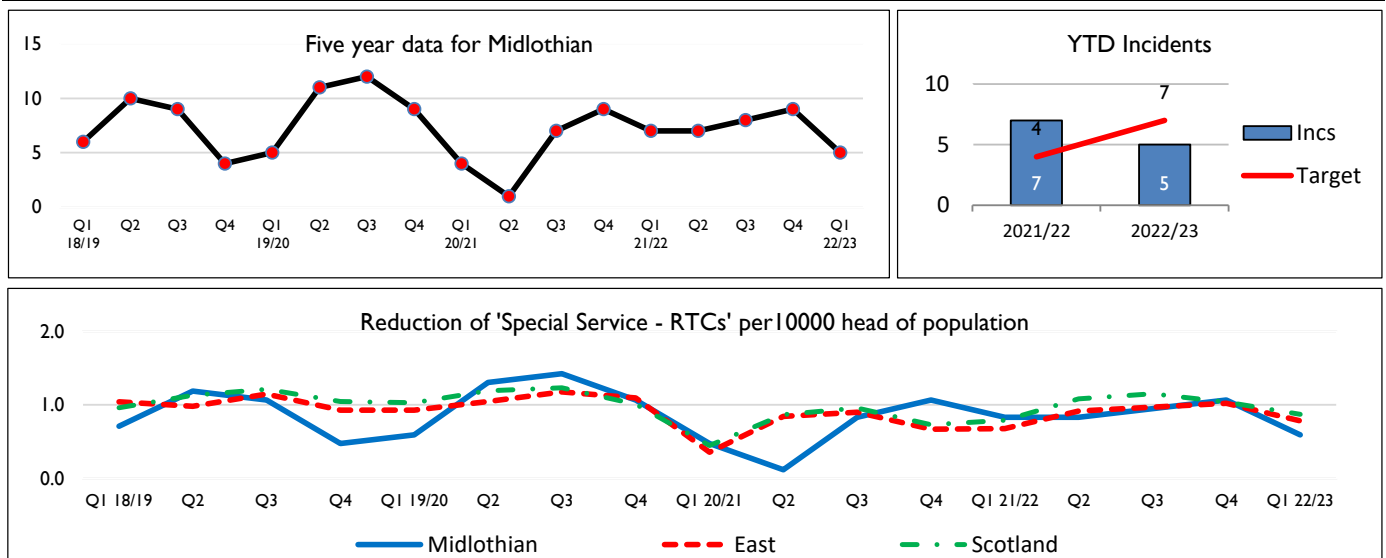
We attended 5 Road Traffic Collisions during this period, which is a reduction when compared with the same reporting period last year. Per 10,000 head of population, Midlothian is performing in line with the Scottish and East Service Delivery area trend lines.

### Reasons

The SFRS only attend those RTC's they are requested to attend this number does not reflect the total number within Midlothian.

### Actions

The SFRS is a member of a multi-agency approach to reducing Road Traffic Collision's and the associated casualties and fatalities. The continued delivery of Tomorrow's Driver programme targeting young people is an excellent partnership approach to reducing road traffic collisions.



YTD ward ave. for Midlothian - I	2018/19	2019/20	2020/21	2021/22	2022/23	Sparklines
Midlothian	6	5	4	7	5	
Penicuik	1	1	2	1	1	
Bonnyrigg	0	0	0	0	0	
Dalkeith	3	0	0	2	1	
Midlothian West	1	0	1	2	1	
Midlothian East	1	3	1	1	2	
Midlothian South	0	1	0	1	0	

## Reduction of 'Special Service Casualties - All'

While much of this risk is out with the control of SFRS, responding to Non-Fire Emergencies is a key part of our intervention activities. The SFRS is committed to working with partners and other stakeholders to drive continuous improvement in this area. Reduction of Casualties from Non-Fire Emergencies contributes to the Single Midlothian Plan.

### Results

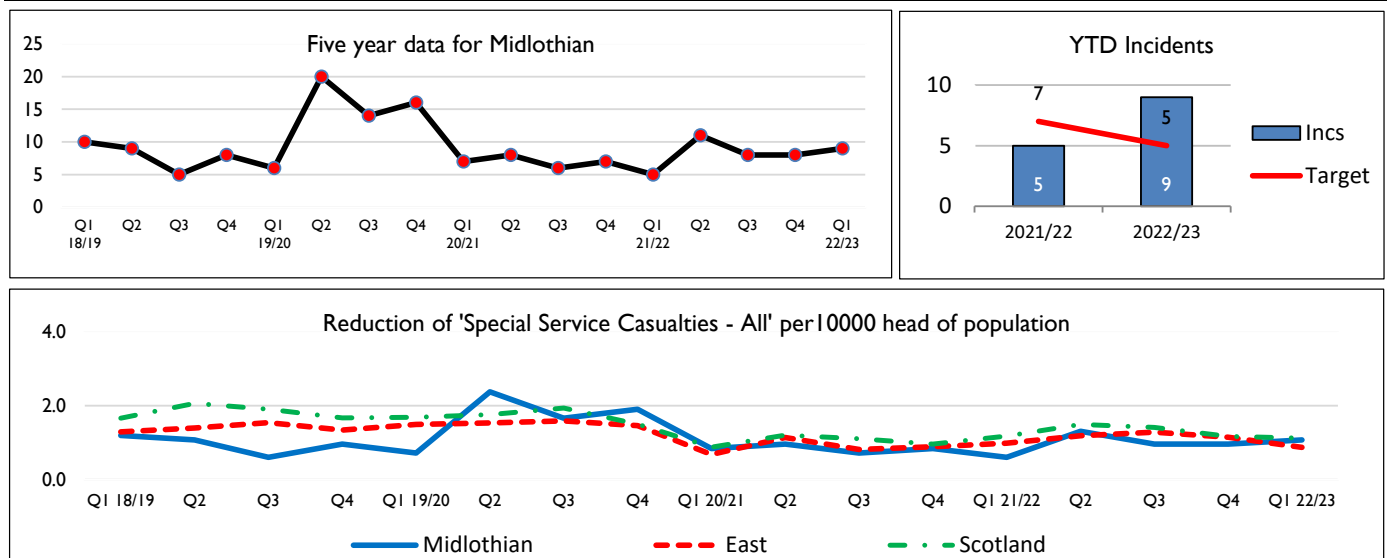
We attended special service incident types in the last quarter with a total of 9 casualties (2 fatal and 7 non-fatal casualties). This is an increase of 4 special service casualties when compared with the same reporting period last year. Per 10,000 head of population, Midlothian is performing below the Scottish and East Service Delivery area trend lines.

### Reasons

There were 2 fatal casualties from co-responding or assisting other agencies incidents. There were 7 non-fatal casualties (2 from RTC incidents, 5 from effecting entry, co-responding or assisting other agencies incidents).

### Actions

The SFRS in Midlothian will continue to respond to the communities needs in terms of other non-fire emergencies with the overall objective of reducing casualty and fatality rates within Midlothian.



YTD ward ave. for Midlothian - 2	2018/19	2019/20	2020/21	2021/22	2022/23	Sparklines
Midlothian	10	6	7	5	9	
Penicuik	2	0	2	0	3	
Bonnyrigg	0	2	0	0	1	
Dalkeith	2	0	3	0	2	
Midlothian West	4	1	2	2	2	
Midlothian East	2	2	0	2	1	
Midlothian South	0	1	0	1	0	

## Reduction of 'False Alarm - UFAs'

Unwanted Fire Alarm Signals (UFAS) are defined as incidents where an automated fire alarm system activates and results in the mobilisation of SFRS resources, when the reason for that alarm turns out to be connected with faulty or defective alarm equipment. The SFRS is committed to working with partners and other stakeholders to reduce Unwanted Fire Alarm Signals.

### Results

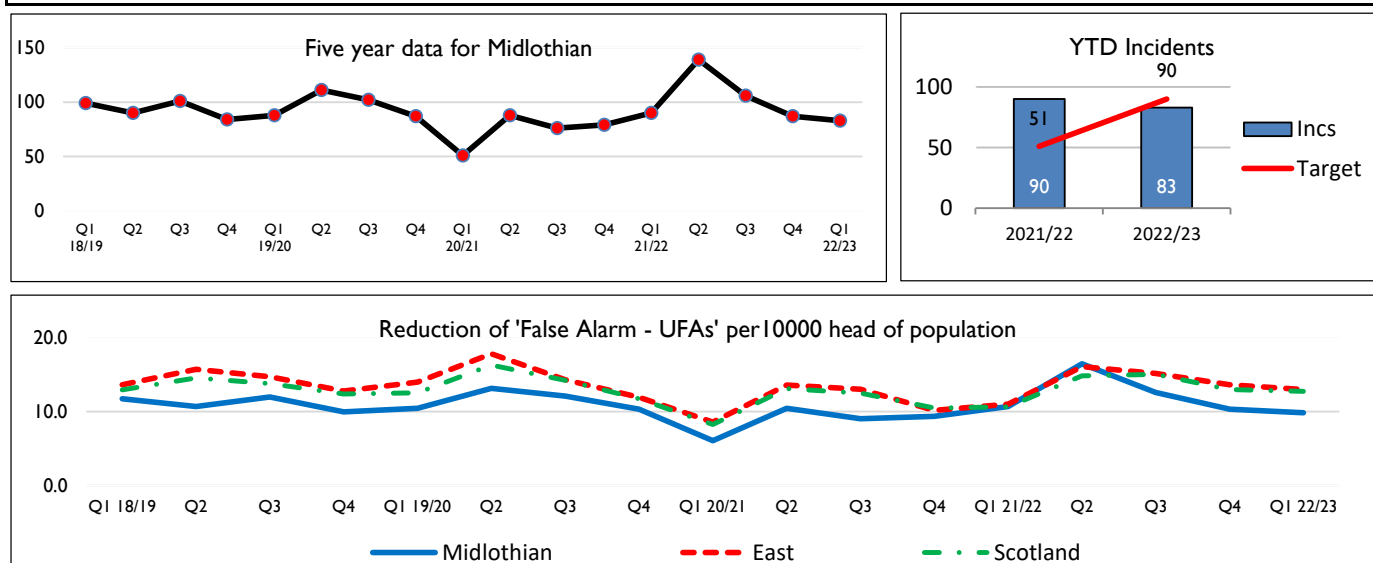
SFRS attended 83 Unwanted Fire Alarm Signals incidents during this reporting period, which is a decrease of 7 incident when compared to the same reporting period last year. Midlothian trend line is performing below the Scotland and the East delivery area trendline.

### Reasons

Unwanted Fire Alarm Signals were caused by the following: 22% faults/Defects & cause of actuation unknown, 15% accidental or good intent, 15% Carelessly set off, 15% due to contaminants (dust/insects/steam/aerosol), 16% caused by fumes from people smoking, cooking or burnt toast, and 8% fire alarm system testing.

### Actions

We continue to monitor Unwanted Fire Alarm Signals calls and our Fire Safety Enforcement Officers work closely with premises to reduce further incidents. This includes discussing technological, procedural and management solutions in order to prevent future Unwanted Fire Alarm Signals incidents. In Midlothian, we are currently engaging with various premises giving advice to prevent further occurrences. Note: Appendix I 'Midlothian Prevention & Protection Activities' provides further details.



YTD ward ave. for Midlothian - 14	2018/19	2019/20	2020/21	2021/22	2022/23	Sparklines
Midlothian	99	88	51	90	83	
Penicuik	7	7	8	8	11	
Bonnyrigg	17	17	8	14	11	
Dalkeith	13	17	5	16	11	
Midlothian West	35	30	17	27	27	
Midlothian East	13	9	6	18	10	
Midlothian South	14	8	7	7	13	