



# Midlothian Quarter 2 Performance Report



**SCOTTISH  
FIRE AND RESCUE SERVICE**  
Working together for a safer Scotland

**Working together  
for a safer Scotland**

**1<sup>st</sup> July – 30th September  
2024**

# Midlothian Quarter 2 Performance Report

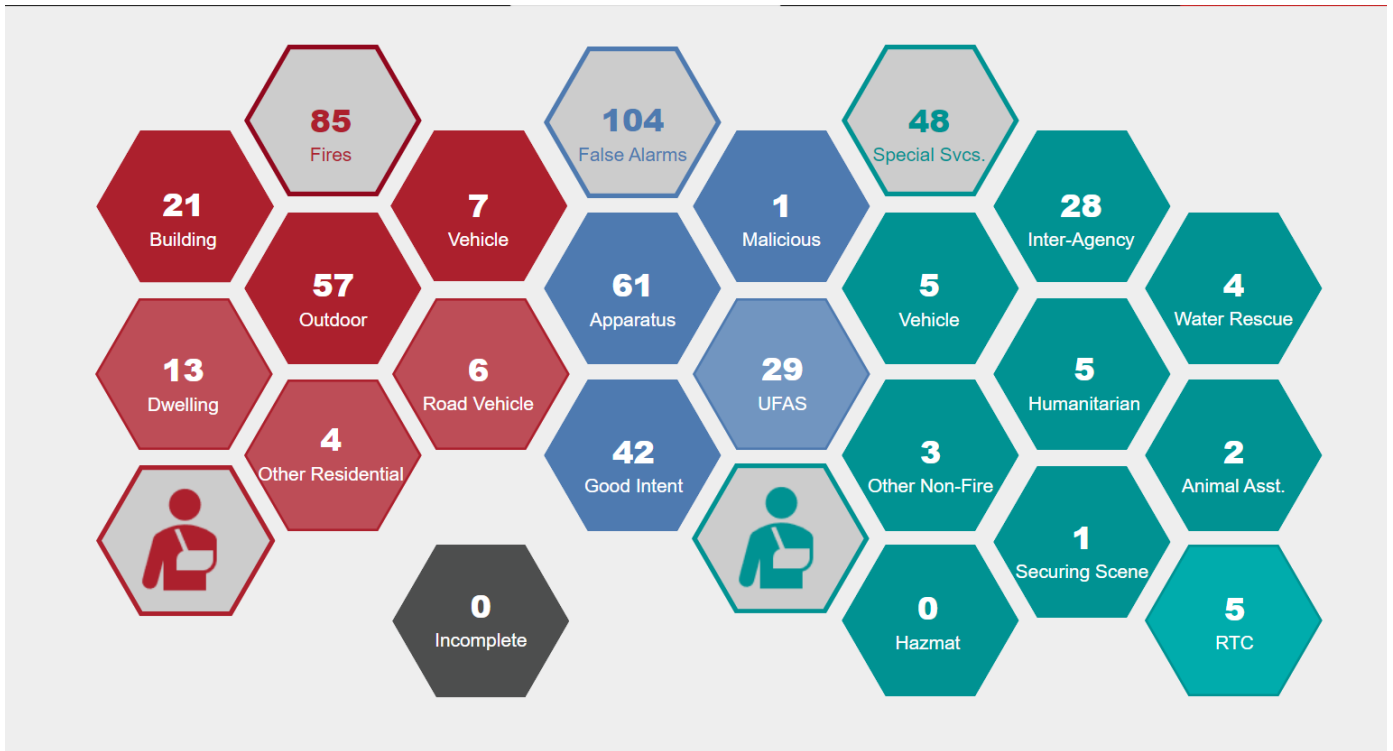
## Table of Contents

<b>1</b>	<b>Midlothian Total Incidents</b>	<b>Page 3</b>
<b>2</b>	<b>Deliberate Fires</b>	<b>Page 4</b>
<b>3</b>	<b>Accidental Fires</b>	<b>Page 5</b>
<b>4</b>	<b>Dwelling Fires</b>	<b>Page 6</b>
<b>5</b>	<b>Non-Domestic Fires</b>	<b>Page 7</b>
<b>6</b>	<b>Fire Casualties</b>	<b>Page 8</b>
<b>7</b>	<b>Special Services</b>	<b>Page 9</b>
<b>8</b>	<b>Unintentional Injury or Harm</b>	<b>Page 9</b>
<b>9</b>	<b>Unwanted Fire Alarm Signals</b>	<b>Page 10</b>
<b>10</b>	<b>Engagement &amp; Station Activities</b>	<b>Page 11</b>

### About the statistics within this report

The activity totals and other statistics quoted within this report are published in the interests of transparency and openness. They are provisional in nature and subject to change because of ongoing quality assurance and review. Because all statistics quoted are provisional there may be a difference in the period totals quoted in our reports after local publication which result from revisions or additions to the data in our systems. The Scottish Government publishes official statistics each year which allow for comparisons to be made over longer periods of time.

# 1. Midlothian: Total Incidents

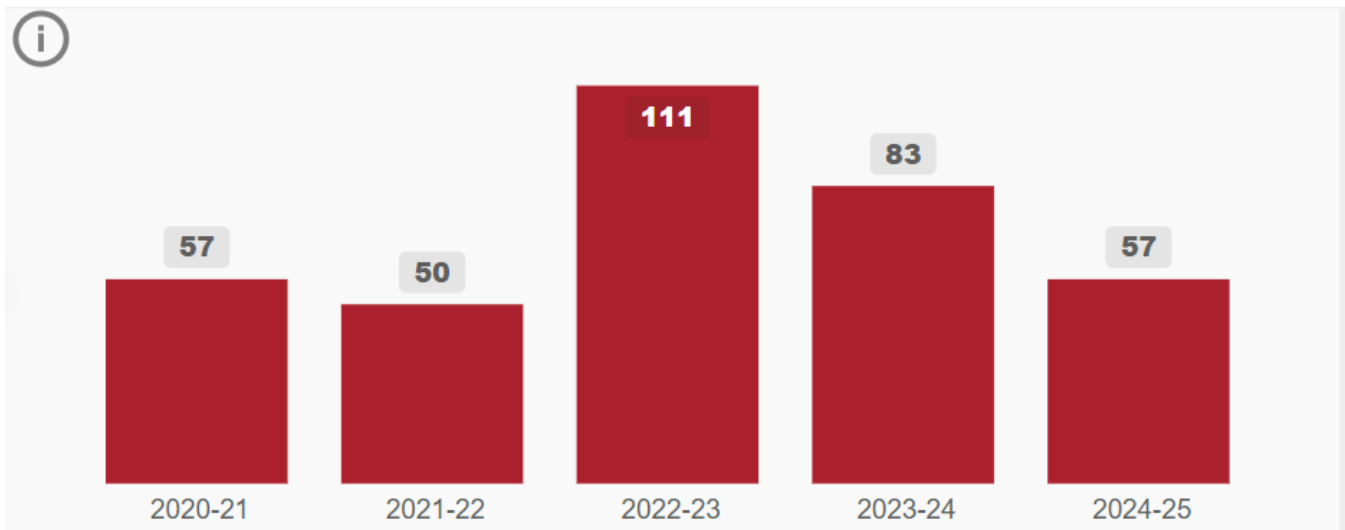
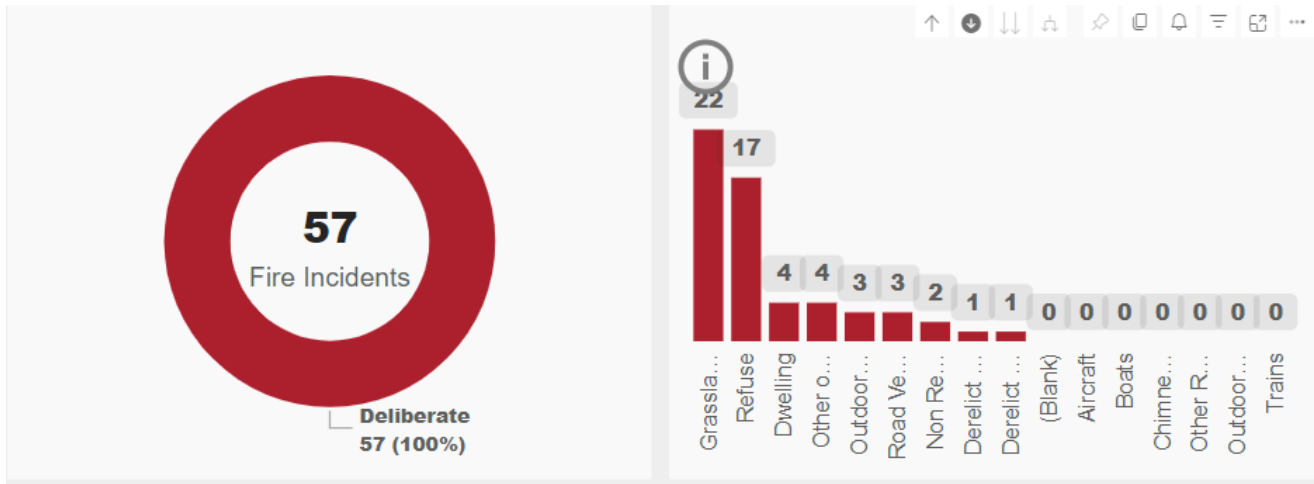


- During the second quarter of 2024/25 SFRS responded to a total of 237 incidents in the Midlothian locality. This is a decrease from the 2023/24 Q2 total of 265 which can largely be attributed to our UFAS reduction policy.

Type of Incident	2023/24 Q2	2024/25 Q2	Difference
Fire	130	85	-45
Special Service	34	48	+14
False Alarms	101	104	+3

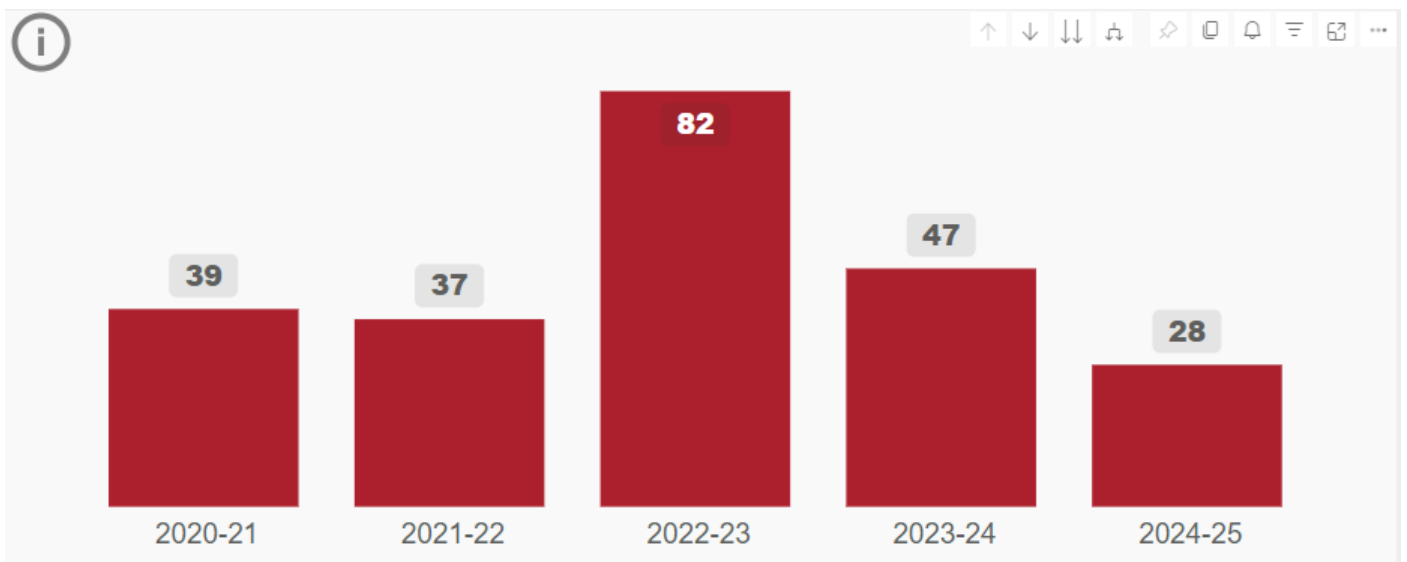
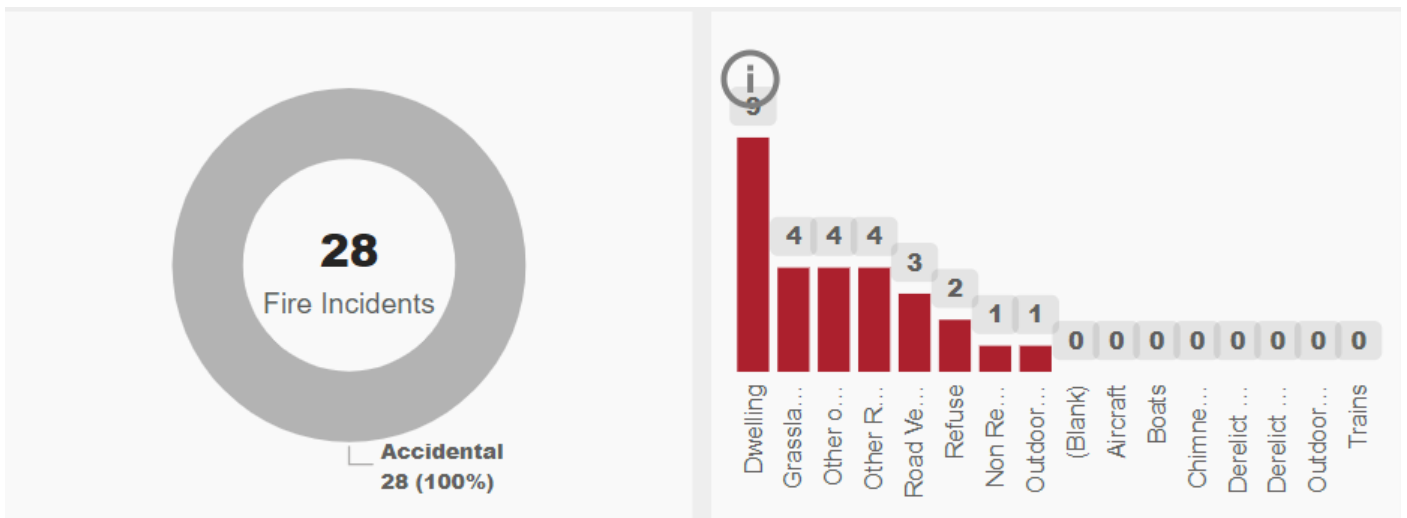
Q2 of 2024/25 saw an overall reduction of 11% in incidents attended in the Midlothian compared to last year's Q2 total.

## 2. Deliberate Fires



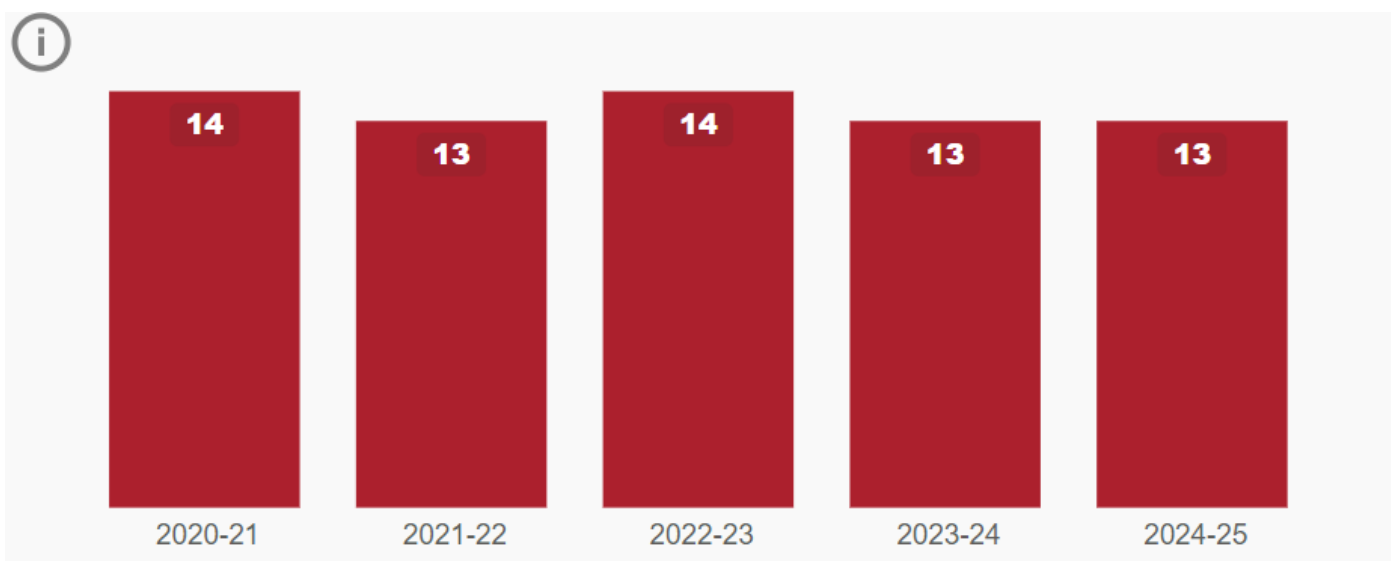
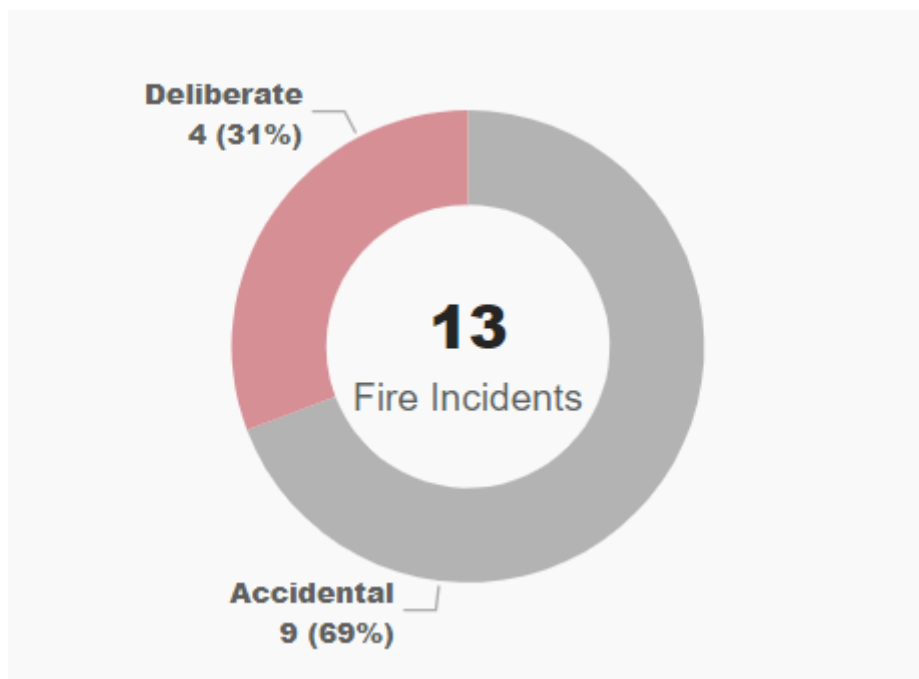
- The figure of 57 Deliberate Fires in Q2 2024/25 shows a decrease of 31% from the same period last year.
- Patterns and trends are identified through our collaborative work with partner agencies and our community safety engagement activities in the area.
- Data is interrogated and where an increase in incidents in a particular area is identified, our Community Action Team engage with partners and local stakeholders to deliver bespoke education and engagement events.

### 3. Accidental Fires



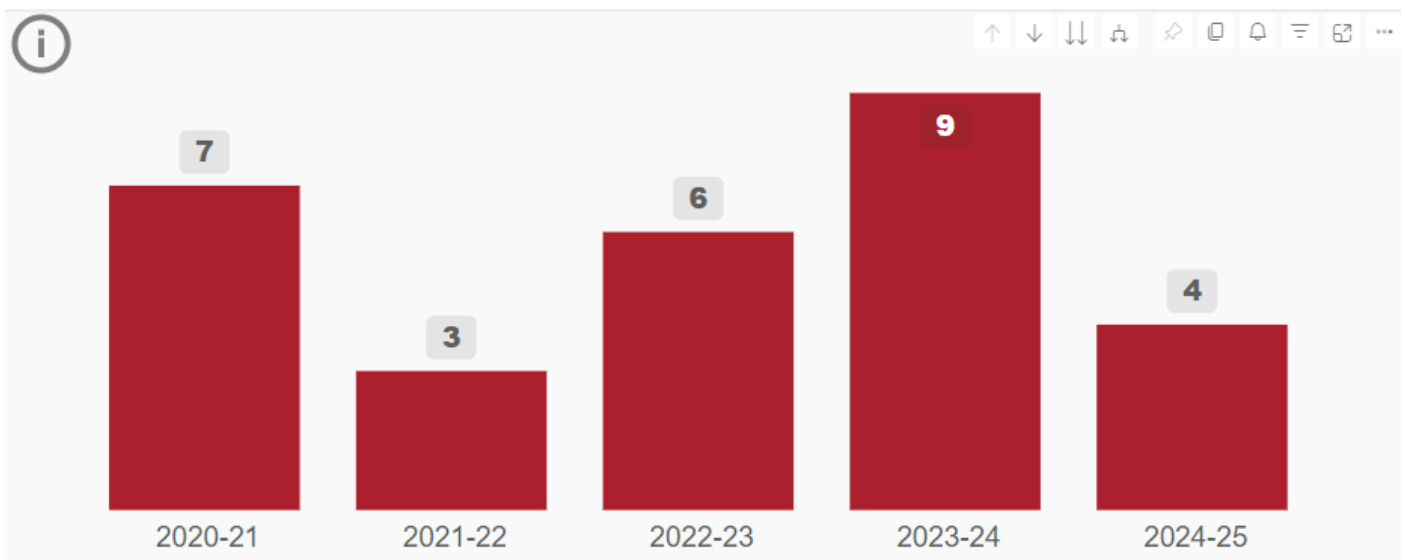
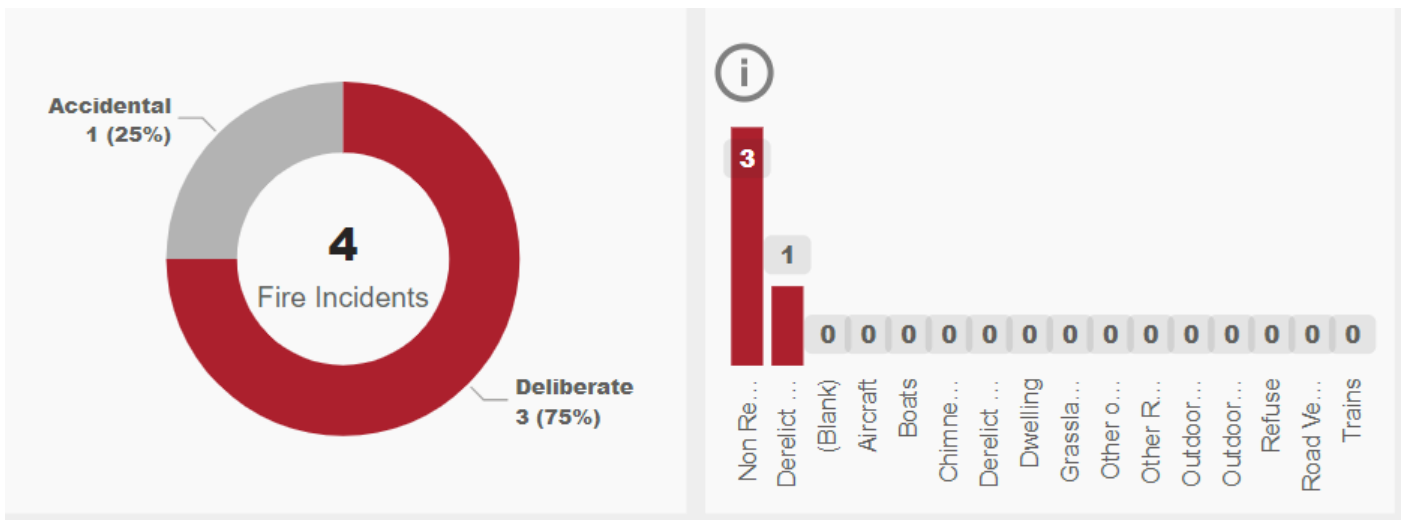
- The figure of 28 accidental fires for Q2 2024/25 has seen a decrease of 19 incidents from the previous year’s figures. This is the lowest number of accidental fires attended in the preceding 5 years, during this quarter.
- SFRS implement a Post Domestic Incident Response (PDIR) procedure at each incident within a domestic property, where we provide Home Fire Safety Advice and if required, install linked smoke detection in eligible properties – those being owner occupied and high-risk, in compliance with the new Scottish Government Legislation.

## 4. Dwelling Fires



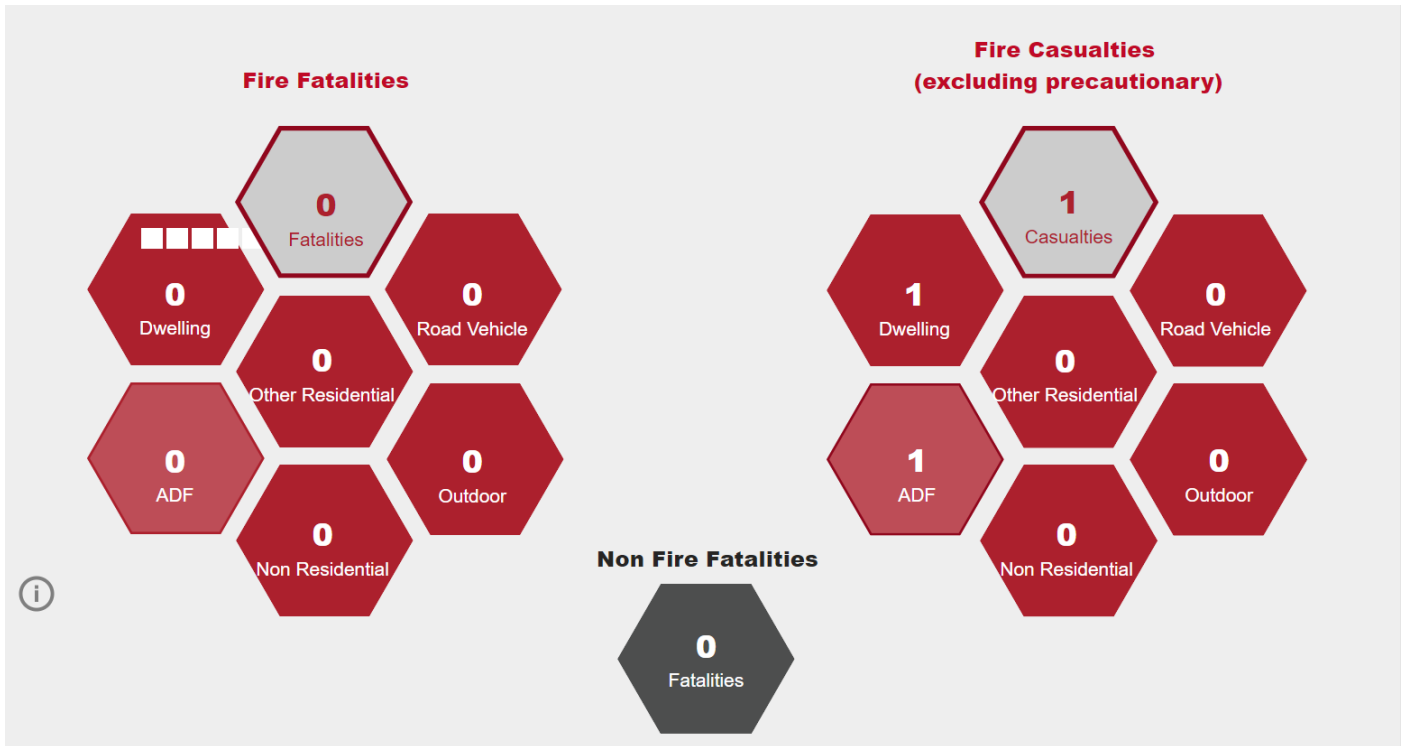
- There were 13 Dwelling fires in Q2 of 2024/25. This is unchanged from the same period of reporting from 23/24.
- As of February 2022, it is a legislative requirement for every home to have interlinked fire alarms. This enhancement in fire detection within the home will hopefully see a downward trend over time.
- A referral system through partnership working allows for Home Fire Safety Visits to be generated via local authorities, occupational therapists, NHS, energy companies etc. This further provides opportunities for crews and our dedicated Community Action Team to educate occupiers about fire safety in the home.

## 5. Non-Domestic Fires



- We attended 5 less incidents of this nature compared to the same quarter last year. Operational crews and Fire Safety Enforcement teams engage with stakeholders and communities where possible to reduce fire incidents within these premises.
- If operational crews identify concerns in relevant premises during operational turnouts these are referred to our Fire Safety Enforcement team for further investigation.
- Our Fire Safety Enforcement teams conduct regular audits in non-domestic premises covered under the Fire Scotland 2005 Act to improve fire safety in these buildings. They also conduct Post Fire Audits in relevant premises to investigate if fire safety was adhered to in line with legislative requirements.

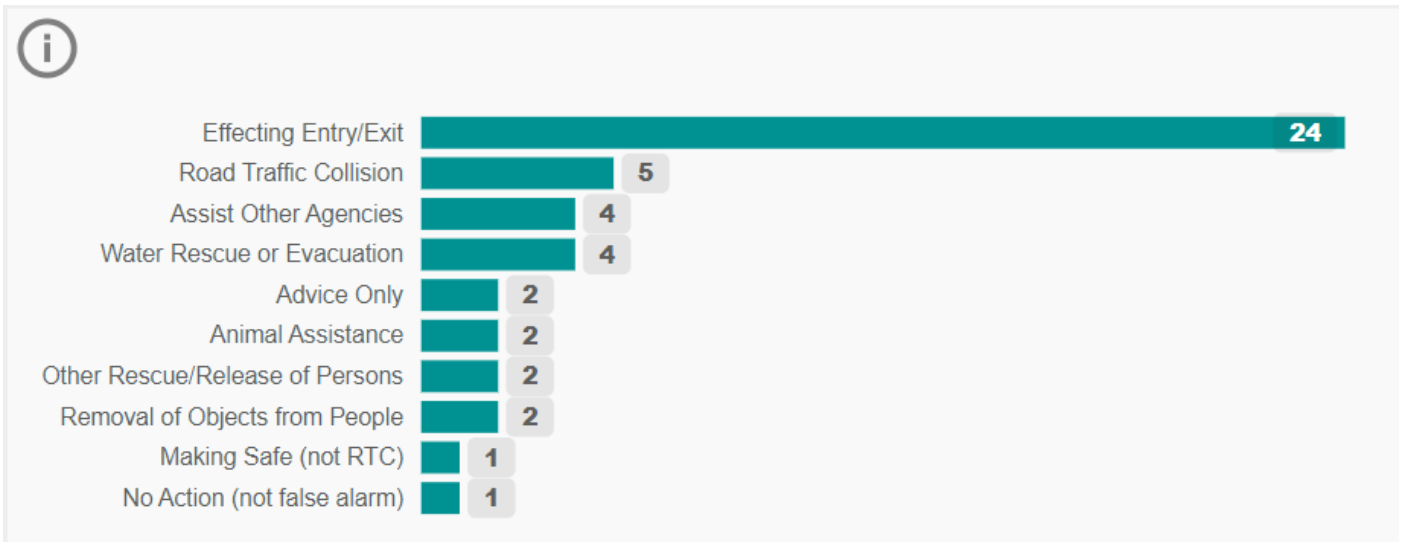
## 6. Fire Casualties



- There was 1 fire casualty in total, which was a result of a dwelling fire. This casualty received treatment for burns and smoke inhalation.
- Partner case studies are conducted when serious injury/fatality occurs due to fire. This provides a framework to establish each agencies involvement (if any) prior to the incident and enables shared learning moving forward.
- Any moderate to serious injuries incurred at domestic fires are investigated by our Fire Investigation team. Findings that can be attributed to poor fire safety within the home are used to inform a period of community engagement where our operational crews, Community Action Team and partner agencies provide vital education and reassurance within our local communities.



## 7. Special Service Incidents



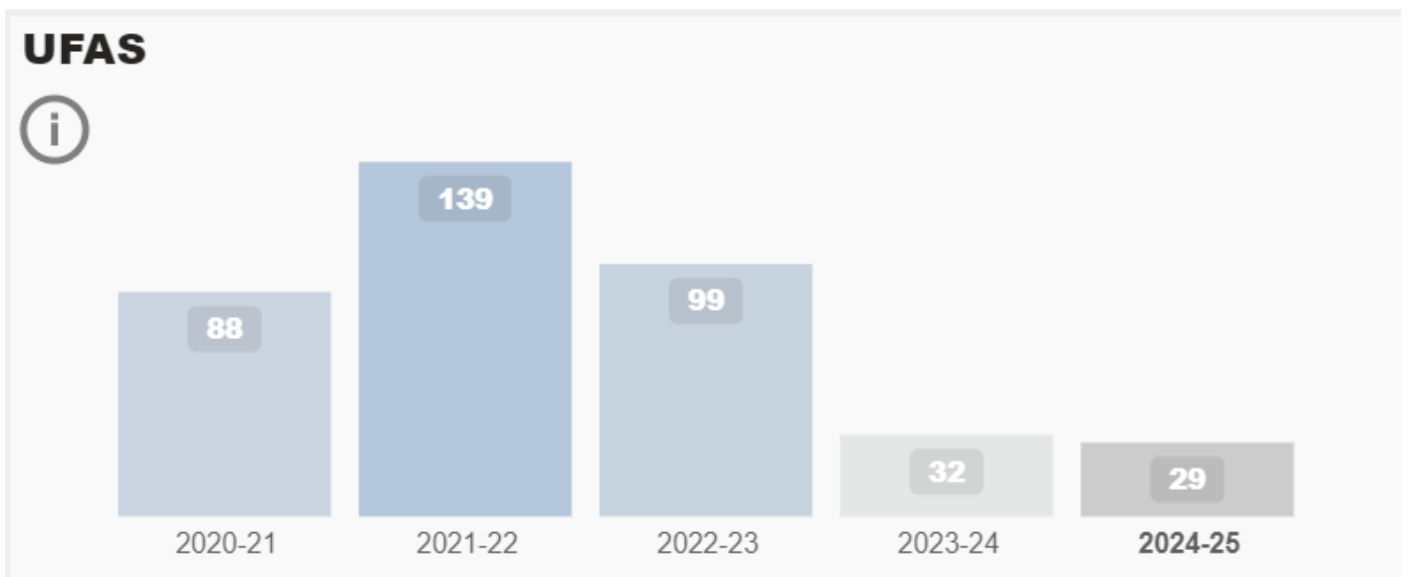
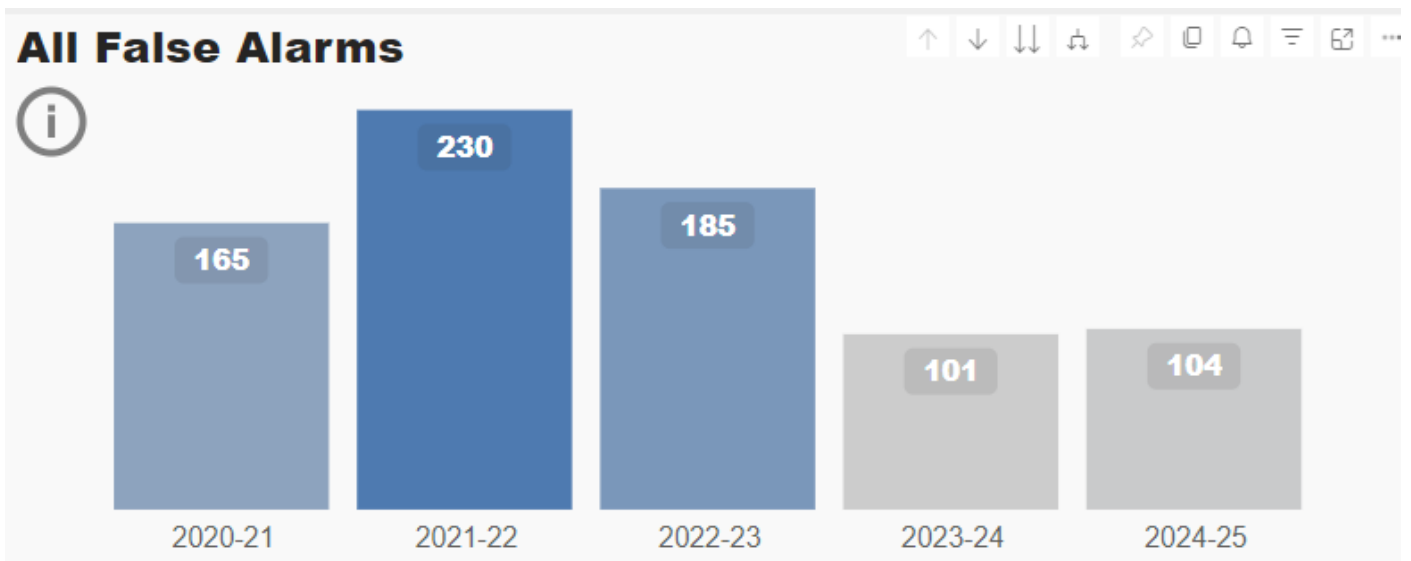
- During the Q2 period, SFRS attended 48 special service incidents this is an increase of 14 from the same reporting period of 23/24, with the majority involving effecting entry to properties. (24), which has also seen an increase of 9 from Q2 23/24.

## 8.Unintentional Injury or Harm



- There were a total of 13 Special Service Casualties for Midlothian in Q2. 7 were from incidents involving vehicles, with 4 incidents attended assisting other agencies which sadly involved 4 fatalities.
- Our Operational crews and Community Action Team identify those most vulnerable during HFSV's and trigger our social care referral policy. This aims to put in place measures to reduce risk of harm at home out with fire safety.
- Our road and water safety campaigns/initiatives look to inform and educate the public about good practice on roads and in water as well as highlighting the dangers associated.

## 9.Unwanted Fire Alarm Signals



- The figure of 29 for Q2 2024/25 shows a small decrease of UFAS incidents from the same period last year. The changes to our Unwanted Fire Alarm Signals (UFAS) response from 1<sup>st</sup> July 2023 has seen a significant reduction in the number of False Alarm incidents attended by our operational crews. This allows us to focus on core activities such as training and community safety engagement.

## 10. Prevention and Protection & Station Activities

### Youth Engagement

The Community Action Team carried out the following actions in relation to youth engagement over the Q2 reporting period:

- Engaged with High Schools within the locality to carry out fire setters' interventions.
- Worked alongside Rural & Urban Training Scheme (RUTS) to offer 2 x Fireskills days and safety talks, covering fire & road safety.
- Delivered a 1-day Fireskills course to young people from the Y2K summer youth club.
- Attended and assisted to deliver S6 Anthony Nolan Trust Donor event at Lasswade High School.
- Twice attended Croft St Hub delivering Water safety, road safety & Anti-social behaviour inputs to students expelled from mainstream schools.
- Liaised with primary & secondary Schools for inputs on Road safety/Bonfire & firework safety.

### Summer/Autumn Thematic Action Plan

The Summer Thematic action plan closed, and the Autumn TAP launched during Q2 with the following aims:

- Reduce Fire Related Anti-Social Behaviour
- Reduce the number of Fires involving Refuse/Rubbish
- Reduce Accidents & Injuries arising from outdoor fires
- Reduce the number of unsafe Bonfires and support partnership working regarding refuse/rubbish/fly tipping referrals/uplifts
- Support Compliance with firework legislation
- Support Safety of operational personnel (reported acts of violence)
- Reduce the number of outdoor fires
- Reduce the number of fires in derelict buildings

### Engagement

107 Home Fire Safety Visits were conducted in the Midlothian in Q2, targeting high risk occupiers providing fire safety advice in the home. The Community Action Team has conducted various engagement activities such as leaflet Drops, fire skills courses, anti-social behaviour engagement, partner risk recognition courses and school engagement.

#### **HFSV Breakdown by Ward**

Area	High	Medium	Low	Total
<b>Midlothian</b>				107
Bonnyrigg	8	9	3	20
Dalkeith	3	12	10	25
Mid-East	3	11	9	23
Mid-South	5	8	7	20
Mid-West	0	7	5	12
Penicuik	4	2	1	7

### Make The Call Campaign

The Service's Make the Call campaign is tasking families, friends, and carers to make a ten-minute phone call to book a free Home Fire Safety Visit to help save a life. Intelligence gathered from fire investigations has shown that people over the age of 50, who smoke and either have mobility issues, live alone, or use medical oxygen, are more likely to be injured or killed by a fire in the home. However, communities can put firefighters and SFRS specialists in touch with anyone they think is vulnerable by making a ten-minute phone call, sending a single text or by filling out an online form with the person's consent.



- Our Make the Call campaign is appealing to communities across Scotland to help save a life and consider home fire safety when checking in on vulnerable neighbours, patients, friends and family members and to put them in touch with SFRS wherever possible using the free Home Fire Safety Visit phonenumber.



**SCOTTISH**  
**FIRE AND RESCUE SERVICE**  
Working together for a safer Scotland