



LOCAL PLAN PERFORMANCE REPORT FOR MIDLOTHIAN



SCOTTISH
FIRE AND RESCUE SERVICE
Working together for a safer Scotland

Quarter 3 Report, 1st October – 31st December, 2019

**Working together
for a safer Scotland**

Midlothian



DISCLAIMER

The figures included in this report are provisional and subject to change as a result of quality assurance and review. The statistics quoted are internal management information published in the interests of transparency and openness.

The Scottish government publishes Official Statistics each year which allow for comparisons to be made over longer periods of time.

Please ensure any external partners in receipt of these reports are aware of this.

CONTENTS	PAGE
1 Introduction	3
2 Performance Summary	4
3 Progress on local fire & rescue plan priorities	
<i>Local Risk Management and Preparedness</i>	5
<i>All accidental dwelling fires</i>	7
<i>All fire casualties (fatal & non-fatal (incl. p/c's))</i>	9
<i>All deliberate fires excl. dwellings</i>	11
<i>Special Service - RTCs</i>	13
<i>Special Service Casualties - All</i>	15
<i>False Alarm - UFAs</i>	17
4 Appendices	
5 Glossary	

Introduction

This performance report provides information on our prevention, protection and operational response activities within the Midlothian for Quarter 3 of 2019-20 (1st October – 31st December 2019) including information on the year to date.

The Scottish Government provides an overarching vision for public services. This vision supported by 16 National Outcomes, which demonstrate commitment to creating a more successful country, with opportunities for all of Scotland to flourish, through increasing sustainable growth. The Scottish Fire and Rescue Service (SFRS) can make a significant contribution to improving these outcomes for Midlothian by contributing to the Community Planning arrangements across the area.

The national priorities for the SFRS are set out in the Fire and Rescue Framework for Scotland. The SFRS Strategic Plan 2019-2022 outlines how the SFRS will deliver against these priorities and the outcomes against which this delivery can be measured.

The priorities contained within the Local Fire and Rescue Plan for Midlothian 2019 contribute towards the priorities within the Single Midlothian Plan.

The aims of the local Fire & Rescue Service in Midlothian are to reduce fire deaths and to reduce injuries from fire and other emergencies in the community. We aim to achieve this by working in partnership, being pro-active and targeting our prevention and protection activities to where they are required, based on evidence.

The Local Fire and Rescue Plan for Midlothian 2019 identifies the following five objectives as the main focus for service delivery locally:

Local Priorities:

- As part of a Community Partnership approach, we will make people safer in their homes.
- We will promote Community Resilience whilst contributing to improved outcomes for people involved in non-fire emergencies.
- Together with our Community Partners, we will contribute to making roads in East Lothian safer.
- As part of a Community Partnership, we will challenge anti-social behaviour.
- In partnership, we will aim to reduce the occurrence and impact of Unwanted Fire Alarm Signals.

Area Commander Stephen Gourlay

Local Senior Officer for Midlothian, East Lothian and the Scottish Borders.

stephen.gourlay@firescotland.gov.uk

Performance Summary

We measure how well we are meeting our priorities using 6 key indicators, depicted below

Key performance indicator	Apr to (& incl.) Dec					RAG rating
	2015/16	2016/17	2017/18	2018/19	2019/20	YTD
All accidental dwelling fires	40	53	45	35	50	◆
All fire casualties (fatal & non-fatal (incl. p/c's))	7	14	15	13	7	●
All deliberate fires excl. dwellings	234	290	378	244	206	●
Special Service - RTCs	34	31	30	25	28	◆
Special Service Casualties - All	46	43	44	24	39	◆
False Alarm - UFAs	246	280	276	291	299	▲

RAG rating - KEY

◆	RED DIAMOND	10% higher than the previous YTD period, or local target not achieved.
▲	YELLOW TRIANGLE	Up to 9% higher than the previous YTD period, or local target not achieved.
●	GREEN CIRCLE	Equal to or improved upon the previous equivalent quarter (or YTD period), or local target achieved.

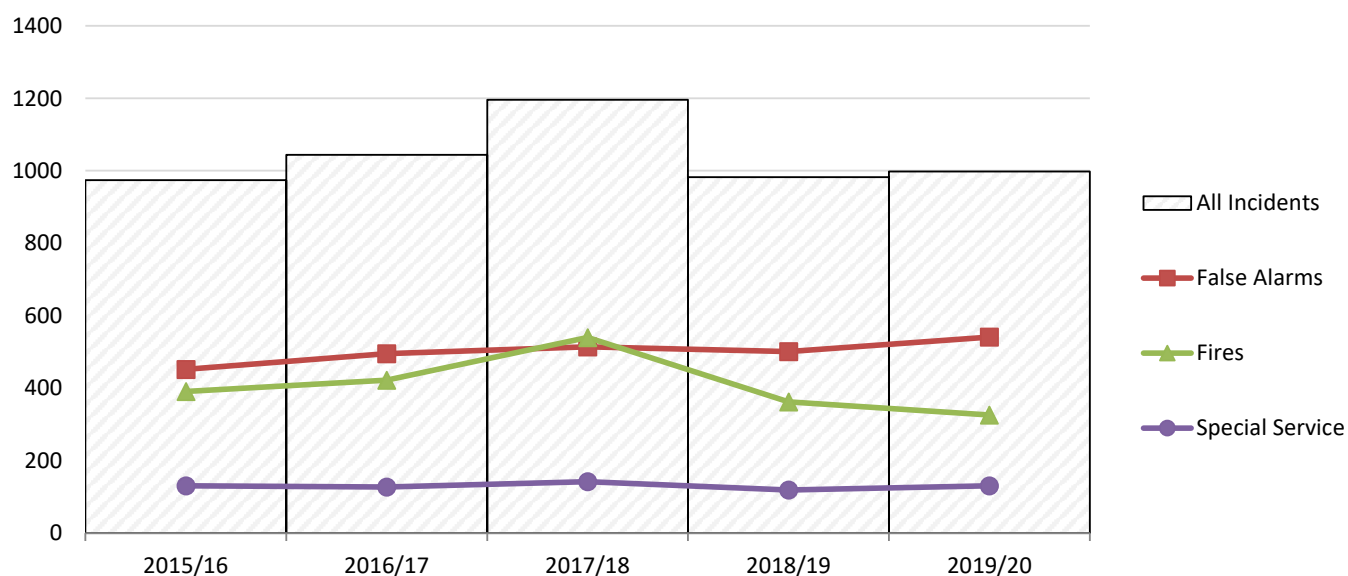
Note

Quarterly comparison RAG Rating = the reporting period compared to the average of the three previous quarterly reporting periods.
Year to Date RAG Rating = the cumulative total of all quarterly performance in current year compared to cumulative total of all quarterly performance in previous year.

Incident Overview

Year to date (1st April 2019 – 31st December 2019), the SFRS, responded to 998 incidents in Midlothian, which is a increase of 16 incidents compared with the same reporting period last year.

The chart below illustrates incidents YTD attended within Midlothian council over the last 5 fiscal years



Progress on local fire & rescue plan priorities
Local Risk Management and Preparedness
<p>The Service must identify, prioritise and plan to meet the risks in each local community.</p> <p>We said we would:</p> <ul style="list-style-type: none"> • train our staff to deal with our local risks • gather and analyse risk information • work with partners to mitigate risks • deal with major events
<u>Train our staff to deal with our local risks</u>
<p>All of our operational staff undertake routine and risk specific skill acquisition and maintenance training.</p>
<u>Gather and analyse risk information</u>
<p>All of our operational staff gather and analyse local risk information and operational intelligence, used in our preparations to resolve incidents.</p> <p>We conduct Post Incident Debriefs to identify any lessons that can be learned from our preparedness and response to emergency events.</p> <p>We use Urgent Operational Intelligence Briefings to inform our operational staff of any safety critical information.</p>
<u>Work with partners to mitigate risks</u>
<p>We continue to be an active member of the East Local Resilience Partnership.</p> <p>We share information with local authority partners and other key stakeholders (e.g. Police Scotland) to ensure emergency event risks are mitigated.</p>
<u>Deal with major events</u>
<p>There were no major fire events or significant emergency events in this reporting period.</p>

Reduction of 'All accidental dwelling fires'

Accidental dwelling fires can have devastating effects on our community. The SFRS is committed to keeping people safe in their homes. We share information with partners to make sure that the right people get the right information they need, particularly those who are vulnerable due to age, isolation or addiction. Reduction of Accidental Dwelling Fires contributes to The Single Midlothian Plan.

Results

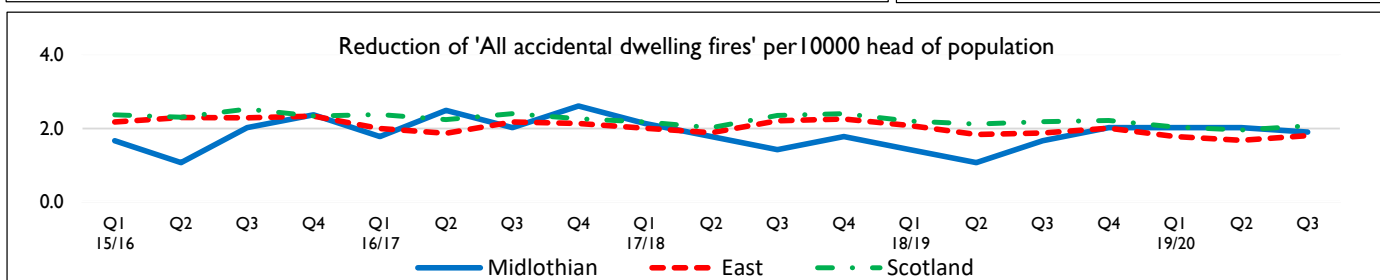
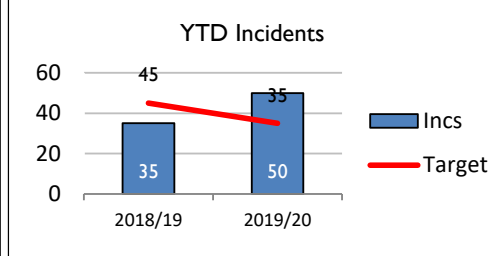
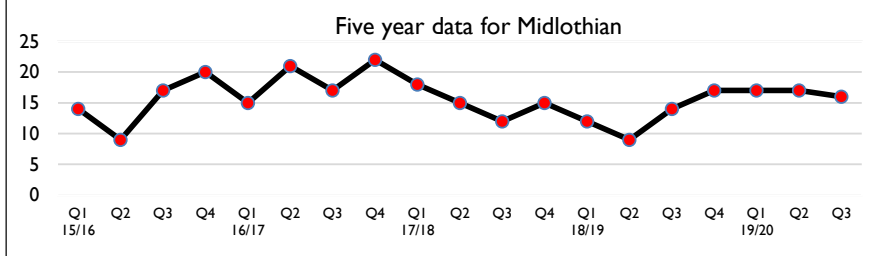
We aim to reduce Accidental Dwelling Fires in Midlothian by contributing towards the SFRS target of 10% reduction per year, over a three-year rolling period. During this quarter, we responded to 16 Accidental Dwelling Fires, which is an increase of 2 incidents from the same period last year. The long-term trend based upon incidents/10,000 population shows Midlothian in line with the Scottish and East Service Delivery Area trend line.

Reasons

Of the 16 accidental dwelling fires attended, 50% occurred in single occupancy households and 3 occurred in self contained sheltered housing dwellings. The main causes were cooking (56%). All 16 fires were confined to the room where the fire started and therefore, relatively minor in nature. It is clear from this evidence to continue to target those mostly at risk in single occupancy households and to ensure those properties have working smoke detection. Unfortunately, 3 of the 16 properties had no smoke alarms fitted and 2 properties that had smoke detection fitted, did not operate to raise an alarm.

Actions

During this reporting period, 280 Home Fire Safety Visits were carried out within Midlothian. A number of initiatives and events aimed at reducing accidental dwelling fires were conducted. Front line crews continue to work within the previously introduced 'Post Domestic Incident Response' Policy, which provides a framework to ensure that engagement activity is completed in a structured and appropriate manner following incidents. Appendix I 'Midlothian Prevention & Protection Activities' provides further details on our prevention activities in relation to this priority.



YTD ward ave. for Midlothian - 8	2015/16	2016/17	2017/18	2018/19	2019/20	Sparklines
Midlothian	40	53	45	35	50	
Penicuik	8	10	8	3	2	
Bonnyrigg	6	9	8	3	5	
Dalkeith	12	17	7	7	10	
Midlothian West	4	9	7	10	11	
Midlothian East	4	2	8	5	13	
Midlothian South	6	6	7	7	9	

Reduction of 'All fire casualties (fatal & non-fatal (incl. p/c's))'

Fire casualty and fatality rates provide an indication of the amount of serious, life-threatening injuries that occur due to fire. This can indicate not only the success of SFRS in reducing the number of life risk fires through community fire safety and similar activities, but also their success in response activity in saving lives.

Results

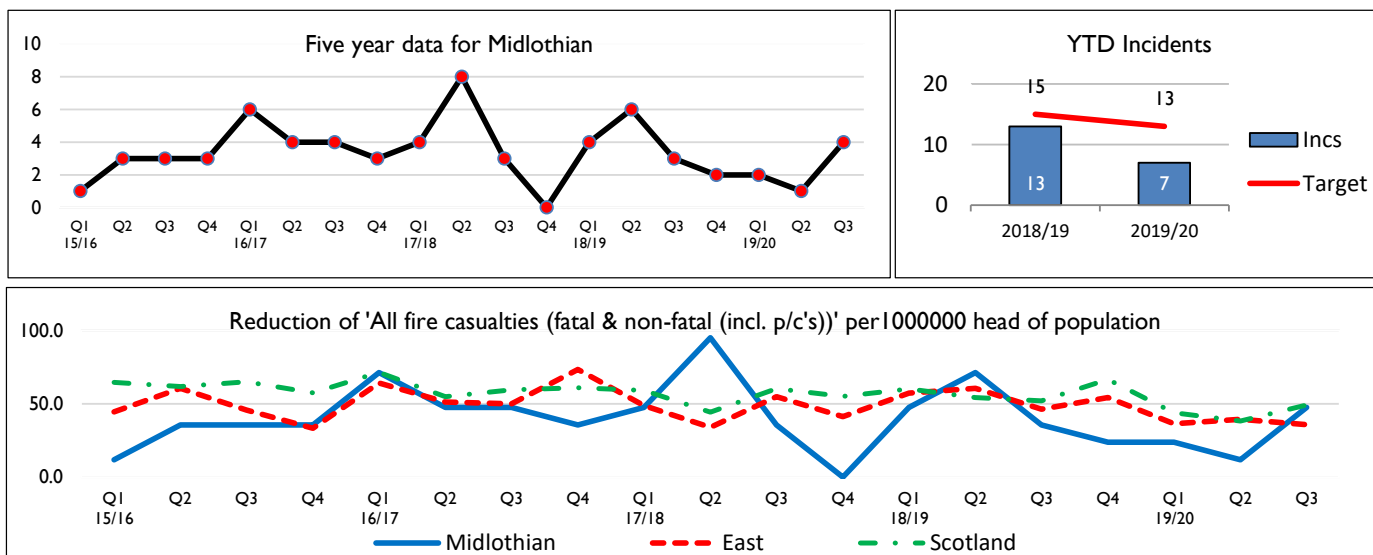
We aim to reduce fire casualties in Midlothian each year, which contributes towards the SFRS target of reducing Fire Casualties by 5% per year, over a three-year rolling period. In this reporting period, SFRS dealt with 4 non-fatal fire casualties due to fire within three separate dwelling fire incidents. The year to date figures report a 53% reduction on all fire casualties compared to year to date figure for 2018/19. The long-term trend based upon casualties/1,000,000 population shows that we are in line with the Scottish and slightly above East Service Delivery area averages.

Reasons

Historically Midlothian has had low numbers of casualties from fires and it is pleasing to note that this trend remains low. The casualties were a result of 3 dwelling fires; 2 were accidental and 1 deliberate ignition. At one incident Firefighters rescued 2 occupants by ladder. 3 out of the 4 casualties were removed to hospital and one had a precautionary check-up at the scene.

Actions

During this reporting period, 280 Home Fire Safety Visits were carried out. In addition, we continue to work with our partners, particularly Midlothian Council, Social work and NHS to target those most vulnerable and at risk from fire.



YTD ward ave. for Midlothian - I	2015/16	2016/17	2017/18	2018/19	2019/20	Sparklines
Midlothian	7	14	15	13	7	
Penicuik	2	4	2	4	0	
Bonnyrigg	0	3	1	1	3	
Dalkeith	1	1	2	2	3	
Midlothian West	2	3	0	1	0	
Midlothian East	0	3	1	4	1	
Midlothian South	2	0	9	1	0	

Reduction of 'All deliberate fires excl. dwellings'

Historically deliberate fire setting has not been a significant problem for the SFRS in Midlothian, however recent years have shown a distinct increase in this activity and there is a close link between deliberate secondary fires and other forms of anti-social behaviour. In the main, deliberate fires are secondary fires categorised into refuse/bins, grassland or derelict buildings incidents. Reduction of Deliberate Fire Setting contributes to the Single Midlothian Plan.

Results

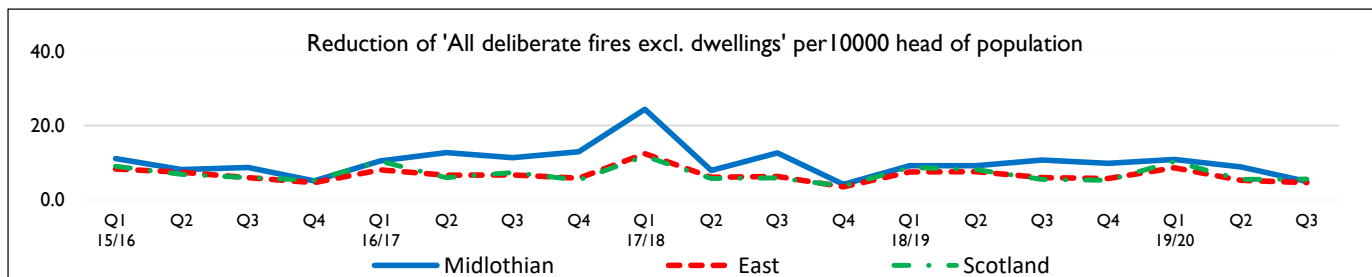
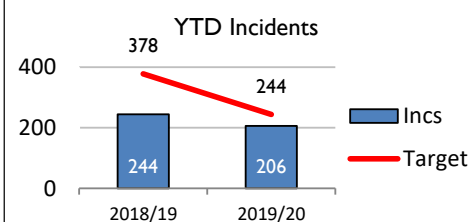
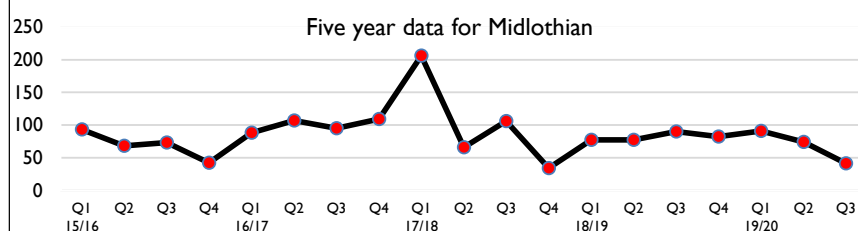
There were 43 deliberate fires within the reporting period, which is a significant decrease of 49 (47%) when compared to the same quarter period last year. It is pleasing to note the significant reduction for quarter 3 and the trend line highlights that this is the lowest figure for quarter 3 in the last five years. Midlothian is currently performing in line with East of Scotland and Scotland averages.

Reasons

Of the 43 deliberate fire incidents, one of which involved a secondary school building. 79% of incidents were 'deliberate secondary fires' mainly involving waste or scrubland, wood or crop, 12% were vehicle fires and 7% involved refuse/bins including wheelie bins. The remaining 2% were deliberate fires with vehicles and fencing.

Actions

SFRS continues to work with partner agencies attending the weekly TACG meetings and provision of monthly tactical assessments by the Midlothian Partnership Analyst. Emerging patterns continue to be monitored and prevention activities were planned for those locations. Various on-going preventative activities have been undertaken throughout the year targeting the issue of deliberate fire-raising. This includes various youth engagement events, Stair Aware activity, visits to schools and other partnership work.



YTD ward ave. for Midlothian - 34	2015/16	2016/17	2017/18	2018/19	2019/20	Sparklines
Midlothian	234	290	378	244	206	
Penicuik	11	13	46	14	8	
Bonnyrigg	25	21	24	19	26	
Dalkeith	58	58	92	58	40	
Midlothian West	43	67	53	30	27	
Midlothian East	48	66	86	60	69	
Midlothian South	49	65	77	63	36	

Reduction of 'Special Service - RTCs'

While much of this risk is out with the control of SFRS, responding to Non-Fire Emergencies such as Road Traffic Collisions is a key part of our intervention activities. The SFRS is committed to working with partners and other stakeholders to drive continuous improvement in this area. Reduction of Casualties from Non-Fire Emergencies contributes to the Single Midlothian Plan, number of people killed or seriously injured in road accidents.

Results

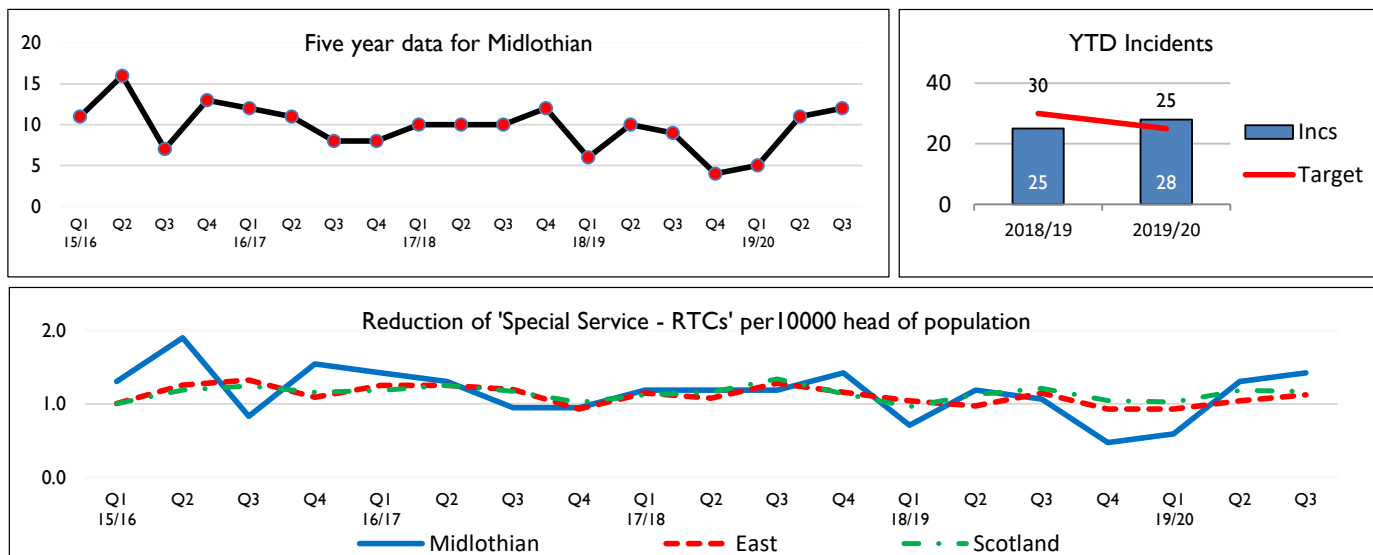
We attended 12 Road Traffic Collisions during this period; a increase of 3 from same quarter reporting period last year. Per 10,000 head of population, Midlothian is currently above the Scottish and East Service Delivery area trend.

Reasons

The SFRS only attend those RTC's they are requested to attend this number does not reflect the total number within Midlothian.

Actions

The SFRS is a member of a multi-agency approach to reducing Road Traffic Collision's and the associated casualties and fatalities. The continued delivery of Tomorrow's Driver programme targeting young people is an excellent partnership approach to reducing road traffic collisions.



YTD ward ave. for Midlothian - 5	2015/16	2016/17	2017/18	2018/19	2019/20	Sparklines
Midlothian	34	31	30	25	28	
Penicuik	8	8	4	2	9	
Bonnyrigg	0	3	3	0	1	
Dalkeith	4	5	4	11	3	
Midlothian West	8	5	7	4	5	
Midlothian East	9	6	4	6	7	
Midlothian South	5	4	8	2	3	

Reduction of 'Special Service Casualties - All'

While much of this risk is out with the control of SFRS, responding to Non-Fire Emergencies is a key part of our intervention activities. The SFRS is committed to working with partners and other stakeholders to drive continuous improvement in this area. Reduction of Casualties from Non-Fire Emergencies contributes to the Single Midlothian Plan.

Results

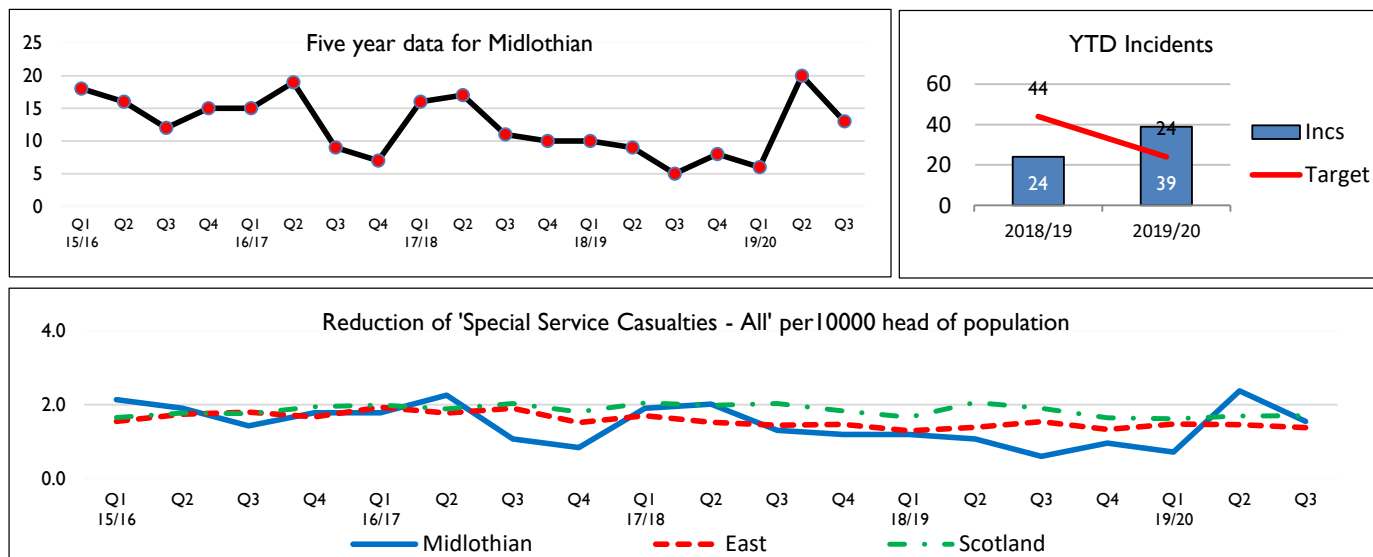
We attended special service incident types in the last quarter with a total of 13 casualties (1 fatal and 12 non-fatal casualties). This is an increase of 8 special service casualties in comparison to the same reporting period last year. Per 10,000 head of population, Midlothian is in line with the Scottish and East Service Delivery area trend.

Reasons

Road Traffic Collision incidents accounted for 10 non-fatal casualties. There was 1 fatal and 1 non-fatal casualty in response to a medical emergency/assisting other emergency services incident types and finally 1 non-fatal casualty rescued and released from defective lift incident.

Actions

The SFRS in Midlothian work in partnership with the Midlothian Rapid Response Team to care for people who fall in the home. We will also continue to respond to the communities needs in terms of other non-fire emergencies with the overall objective of reducing casualty and fatality rates within Midlothian.



YTD ward ave. for Midlothian - 7	2015/16	2016/17	2017/18	2018/19	2019/20	Sparklines
Midlothian	46	43	44	24	39	
Penicuik	14	8	10	4	10	
Bonnyrigg	3	3	5	0	5	
Dalkeith	2	12	5	6	3	
Midlothian West	12	6	6	7	8	
Midlothian East	9	7	13	4	12	
Midlothian South	6	7	5	3	1	

Reduction of 'False Alarm - UFAs'

Unwanted Fire Alarm Signals (UFAS) are defined as incidents where an automated fire alarm system activates and results in the mobilisation of SFRS resources, when the reason for that alarm turns out to be connected with faulty or defective alarm equipment. The SFRS is committed to working with partners and other stakeholders to reduce Unwanted Fire Alarm Signals.

Results

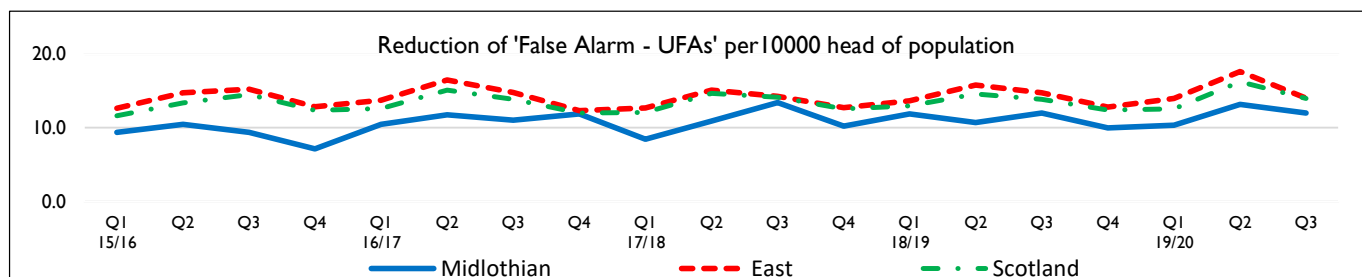
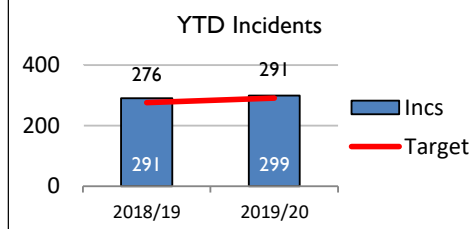
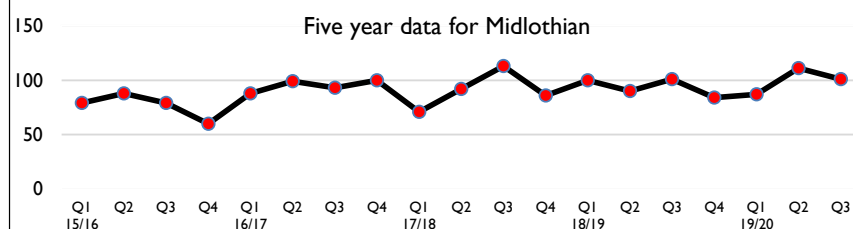
SFRS attended 101 Unwanted Fire Alarm Signals incidents during this reporting period, which is exactly the same figure for the same reporting period last year. Midlothian trend line is performing below that of Scotland and the East delivery area.

Reasons

20% due to contaminants (dust or steam), 20% cause of actuation unknown, 13% carelessly set off, 13% caused by people cooking or burnt toast, 10% of UFAS attendances were caused by equipment failure or a fault within the fire alarm system. Only 2% were malicious calls. the remainder of attendances were for miscellaneous reasons such as external factors, false alarm - special service, faulty/activation of smoke cloak system.

Actions

We continue to monitor Unwanted Fire Alarm Signals calls and our Fire Safety Enforcement Officers work closely with premises to reduce further incidents. This includes discussing technological, procedural and management solutions in order to prevent future Unwanted Fire Alarm Signals incidents. In Midlothian, we are currently engaging with various premises giving advice to prevent further occurrences.



YTD ward ave. for Midlothian - 50	2015/16	2016/17	2017/18	2018/19	2019/20	Sparklines
Midlothian	246	280	276	291	299	
Penicuik	26	40	27	30	38	
Bonnyrigg	40	40	46	46	49	
Dalkeith	44	61	41	48	49	
Midlothian West	75	74	85	86	93	
Midlothian East	41	38	38	41	44	
Midlothian South	20	27	39	40	26	