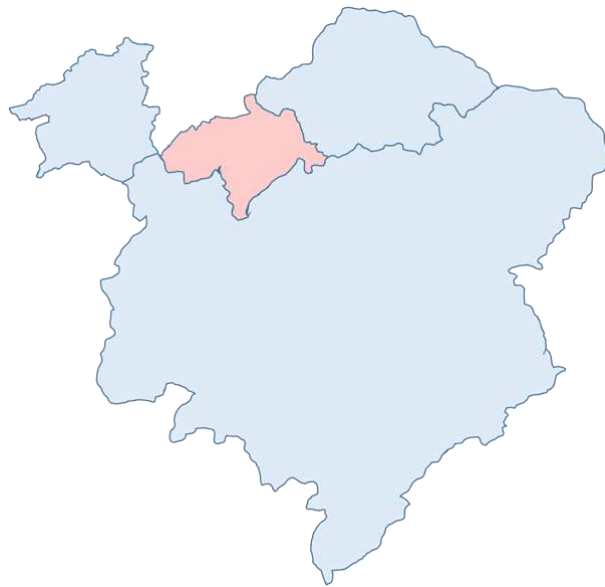




Midlothian Area Command

The Lothians and Scottish Borders



Policy Development and Scrutiny Panel

Quarter 1 – 2023/2024

The data provided in this report is for information purposes only and is not official crime statistics. This report has been generated to allow Partnership Members to conduct their scrutiny responsibilities. Due to delayed reporting or recording of crimes, incidents or road accidents and the management of crime enquiries, there is likely to be differences between the information in this report and the final Police Scotland statistics. It would not be appropriate to refer to, quote or use any data in this report as official statistics.



Our Vision

Sustained excellence in service and protection.

Our Purpose

To improve the safety and wellbeing of people, places and communities in Scotland.

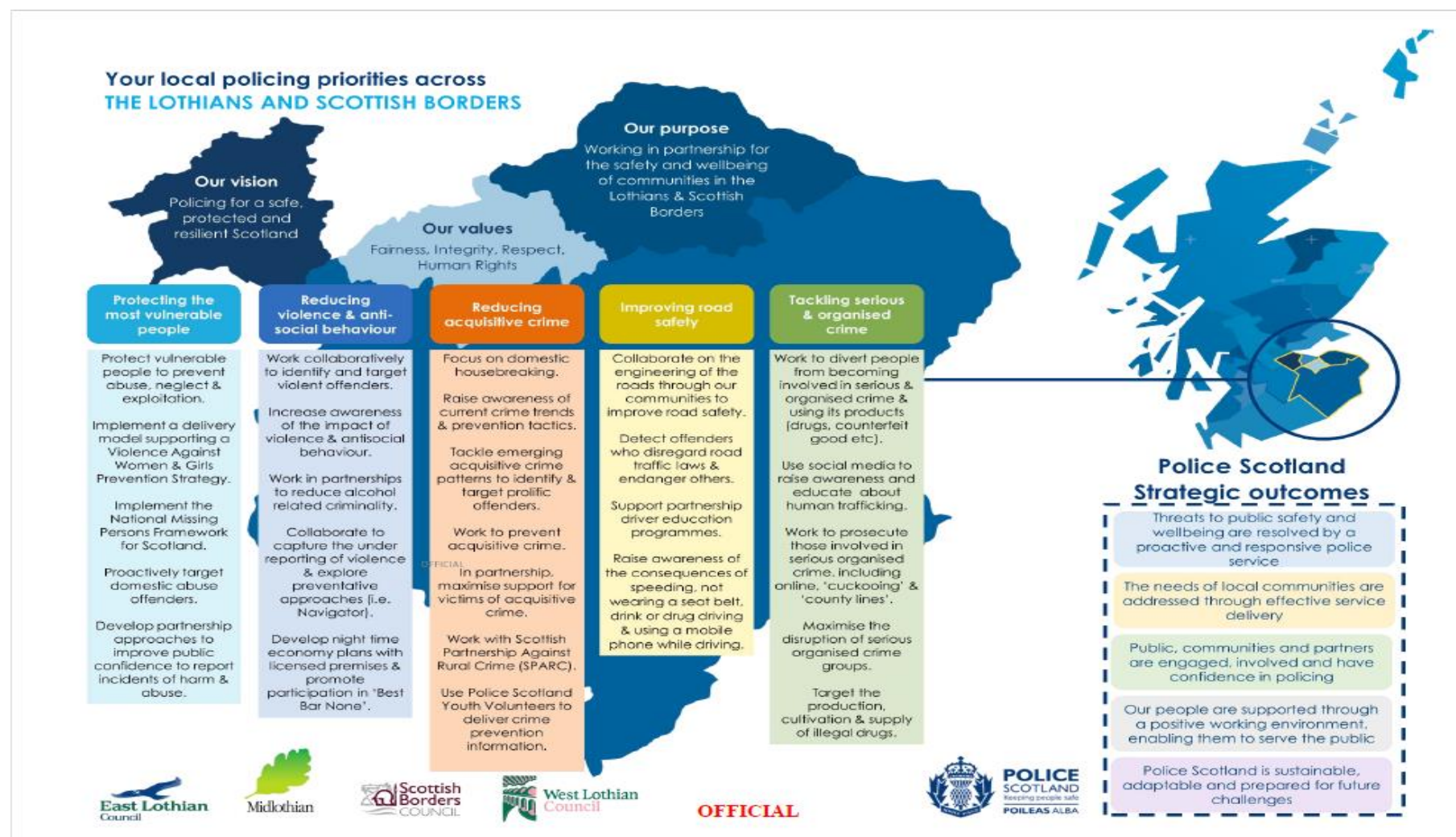
Our Values

Integrity, Fairness and Respect.

Contents of Report

Lothian and Scottish Borders Division Policing Priorities	4
Introduction	5
<i>Performance Summary Report</i>	6
<i>Executive Summary</i>	7-8
<i>Protecting the most vulnerable people</i>	
<i>Missing Persons</i>	9
<i>Domestic Abuse Incidents</i>	10
<i>Racially Aggravated Conduct</i>	11
<i>Crime (Group 2)</i>	12-13
<i>Drugs supply, Production & Cultivation</i>	14
<i>Reducing Violence and Antisocial Behaviour</i>	
<i>Crimes of Violence (Group 1)</i>	15
<i>Reducing Anti-Social Behaviour</i>	16-17
<i>Reducing Acquisitive Crime</i>	
<i>Dishonesty (Group 3)</i>	18
<i>Housebreaking</i>	19
<i>Improving Road Safety</i>	
<i>Road Safety</i>	20-21
<i>Tackling Serious & Organised Crime</i>	
<i>Tackling Serious & Organised Crime</i>	22
<i>Complaints About the Police</i>	23-24
<i>Midlothian CAT team – Q1 Update</i>	25-30
Appendix	
<i>Lothian and Scottish Borders Divisional Crime Overview</i>	31-33
<i>Midlothian Crime Overview</i>	34-36

Lothian and Scottish Borders Division Policing Priorities



Introduction

Crimes and offences are grouped under recognised categories for statistical purposes. The Scottish Government defines these categories, as follows;

- Group 1 – Non Sexual Crimes of Violence
- Group 2 – Sexual Crimes
- Group 3 – Crimes of Dishonesty
- Group 4 – Fire-raising, Malicious Mischief etc.
- Group 5 – Other (Pro-activity) Crimes
- Group 6 – Miscellaneous Offences
- Group 7 - Offences Relating to Motor Vehicles

Police Scotland publishes management information on an annual and quarterly basis by local authority and police division, as well as at a national level. These reports are produced to demonstrate Police Scotland's commitment to transparency. Police Scotland publishes all of these reports on the 'Our Performance' section of the Police Scotland website. The reports can be accessed here:

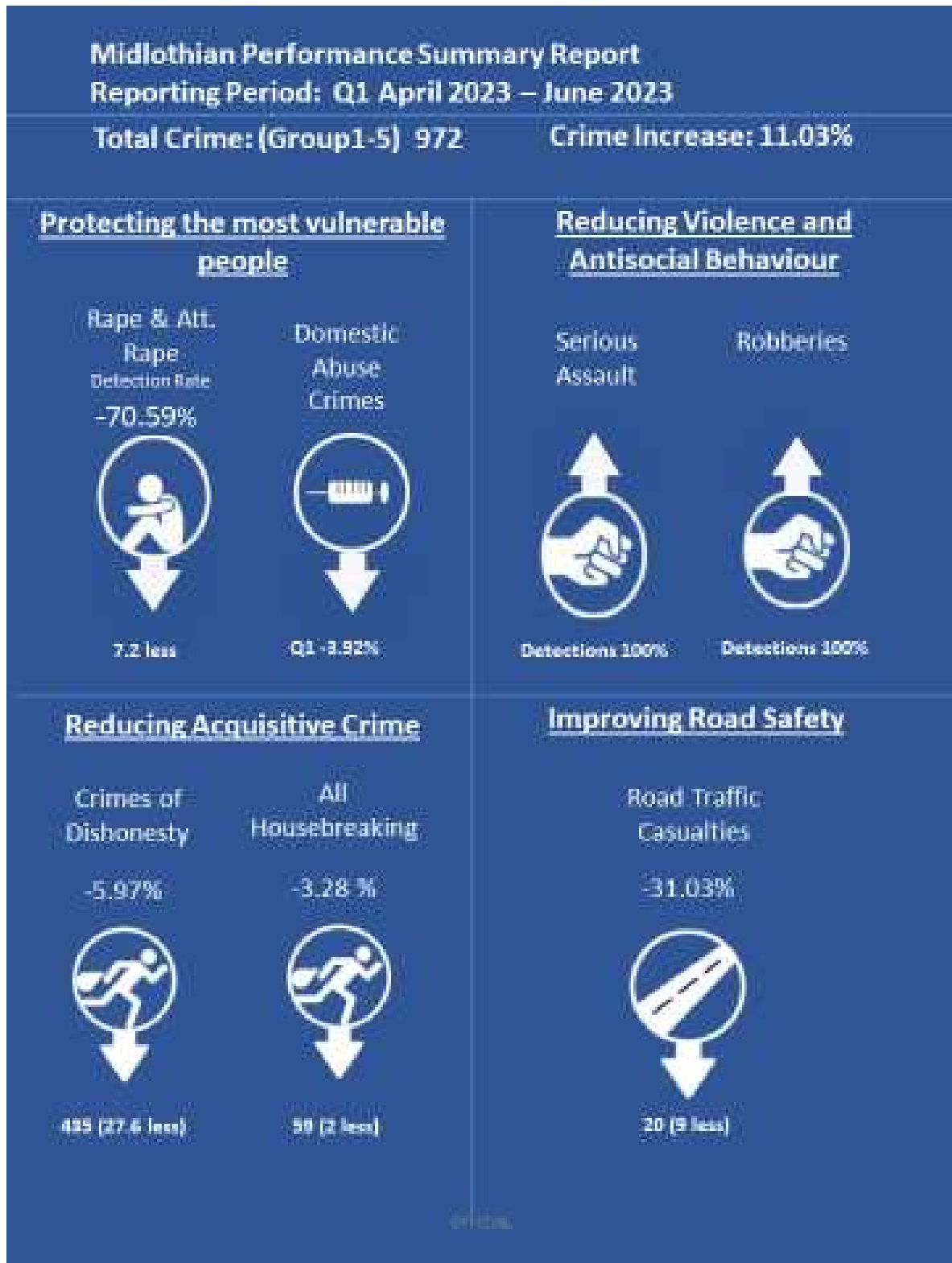
<http://www.scotland.police.uk/about-us/our-performance/>

The Midlothian Policing Plan uses the following Police performance indicators, and these have been mirrored in the Scrutiny Report to maintain parity of understanding:

1. Protecting the most vulnerable people;
2. Reducing Violence and Antisocial Behaviour;
3. Reducing acquisitive Crime;
4. Improving road safety;
5. Tackling Serious and Organised Crime.

All figures quoted in this report are for the period April 2023 to June 2023 and are compared against the same reporting period from the previous year. Where figures are quoted on rate per 10,000 population, these are based on Midlothian's population of **92,460 in 2019** (Scottish Government figures, published April 2020).

Midlothian Performance Summary



Executive Summary

This Quarter 1 2023/24 Policy Development and Scrutiny Panel Report, demonstrates the ongoing commitment that Midlothian Police has to keeping Midlothian communities safe. During Q1 2023/24, working in partnership with Midlothian Council and other partners we have safely policed various successful community events such as 'Lets Rock' within Dalkeith Country Park and numerous other Local Community Gala Days.

Following increased reports of speeding within the Eskbank Road, Bonnyrigg Road, Cockpen Road, Stobhill Road, Powdermill Brae and Dalhousie Road areas, additional Roads Policing and Speed Camera Van patrols were completed to mitigate this problem and reassure local residents. Local Community Officers together with MCAT have undertaken hand held radar checks at these and other areas identified as problematic. This has led to good results and positive feedback from our local communities. Importantly, this action has also resulted in a 31.03% reduction in the total number of casualties on Midlothian roads, compared to the same period last year.

Midlothian Community Action Team and the Community Policing Teams continue to deal effectively with Anti-Social Behaviour through focused patrols within hotspot areas and effective community engagement diverting young people towards alternative activities and community groups.

As Midlothian Local Area Commander I will continue to focus on the current Policing priorities, and I can confirm that all Local Policing Plans 2023-26, have now been uploaded to the "Your Community" section of the Police Scotland Website. They should also have an easy read version alongside the accessible version.

The Midlothian Local Policing Plan 2023-26 can be accessed via the following hyperlink :[Your Community - Police Scotland](#)

Missing Person

During Q1 2023/24 23 Adults, 6 Cared for Adults, 39 Children and 5 Looked After Children were reported as missing, however all were traced safe and well by Midlothian Officers

Domestic Abuse

By the end of Q1 2023/24 there were 298 incidents reported, an increase of 0.95% on the 5 year average. The number of reported Domestic Abuse crimes reported (147 reports) is 3.92% lower than the 5 year average. From these reports the percentage of domestic incidents that resulted in a crime report being submitted was 5.96% more compared to the five year average

Hate Crime

There has been an increase of 1.8 Hate Incidents reported in Q1 2023/24 compared to the 5 year average. Whilst there has been a reduction of 3.2 Hate Crimes reported in Q1 2023/24 compared to the 5 year average. The detection rate for Hate Crimes at the end of Q1 2023/24 is 31.25%.

Sexual Crimes

By the end of Q4 2022/23 reports of all Group 2 Sexual Crime within Midlothian had increased by 5.68% to 212. By the end of Q1 2023/2023 reports of all Group 2 Sexual Crime within Midlothian had increased by 35.66% to 70 reports against a 5 year average of 51.6 reports. By the end of Q1 2023/2024 there had been 3 reports of Rape, this is down 70% on the 5 year average of 10 reports. The detection rate for Rape and Attempt Rape during Q1 was 100 %. By end of Q1 2023/2024 there had been 20 reports of Indecent/Sexual Assault which is a 6.38% increase on the 5 year average of 18.8 reports. The detection rate for Indecent/Sexual Assault during Q4 was 55%.

Drugs Supply, Production and Cultivation

The detection rate relating to the 'Production, Manufacture or Cultivation of Drugs' during Q1 2023/24 is 100%. During Q1 2023/24 there were 45 Possession of Drugs crimes recorded, with a detection rate of 100%. During Q1 2023/24 there were 6 Supply of Drugs crimes recorded, with a detection rate of 133%, which statistic includes Supply of Drugs enquiries from previously reported quarters that were awaiting forensic analysis that has now been undertaken and completed.

Crimes Of Violence

During Q1 2023/2024 there were 13 serious assaults within Midlothian this represents a 12.07% increase against the 5 year average. The detection rate is 100%. During Q1 2023/2024 there were 262% reported Robberies in Midlothian, this is a 114.29% increase on the 5 year average. The detection rate is 100%. During Q1 2023/2024 there were 262 recorded Common Assaults in Midlothian presenting a 21.41 % increase on the 5 year average. The detection rate is 67.94%. There were 14 assaults on Emergency Workers during Q1 2023/24 reflecting a positive 33.33% reduction on the 5 year average.

Reducing Anti-Social Behaviour

There were 1207 incidents reported to Police during Q1 2023/24, ASB continues to record levels below the five year average, with a 23.53% reduction on the 5 year average. During Q1 2023/24 a total of 172 Vandalism type offences were recorded, mirroring the 5 year average. Midlothian also recorded further decreases in the number of Threatening & Abusive Behaviour (10.90% reduction), and Stalking (37.5% reduction) type incidents during Q1 2023/24.

Dishonesty

During Q1 2023/24, a total of 435 overall Group 3 crimes (including housebreaking crimes) have been recorded within Midlothian. This figure represents 27.6 fewer crimes or a 5.972% reduction compared to the 5 year average. The detection rate of 29.89% still remains above the wider Lothian and Scottish Borders Division detection rate of 23.14%. Reported Theft Housebreaking (including attempts) similarly remains below the 5 average with 59 incidents reported during Q1 2023/24, representing a 3.28% reduction. During Q1 2023/24 there were reductions in reported Opening Lockfast Places – Motor Vehicle (41% reduction), and Theft from an insecure Motor vehicle (65.51% reduction). During Q1 2023/24 we have also recorded a 215 increase in Theft of Motor Vehicles.

Housebreaking

During Q1 2023/24, there were 3.2% fewer reports of all Housebreaking (including Dwelling House, Non-Dwelling House or Other Premises) in Midlothian compared to the 5 year average. The detection rate for Midlothian during Q1 2023/24 is 16.95%. A total of 22 Housebreaking (Dwelling House) were recorded, this figure is 19.57% or 3.6 more incidents than the 5 year average. The detection rate is 13.64%. A total of 18 Housebreaking (Non-dwelling House) were recorded, this figure is 28.57% below the 5 year average or 7.2 fewer incidents.

Road Safety

During Q1 2023/24 there have been 9 fewer casualties (Fatal, Serious, and Minor) recorded within Midlothian than the previous Q1 2022/ 23 return. This represents a 31.03% reduction in the total number of casualties on Midlothian roads.

Tackling Serious Organised Crime

Continued efforts to disrupt organised crime groups by targeting drugs supply offences, gathering intelligence and generating enforcement opportunities

Protecting the most vulnerable people.	Missing Persons	
<p>The Lothians & Scottish Borders (J) Division and the communities of Midlothian recognise that protecting people, particularly those considered vulnerable, is a policing priority. Within the remit of protecting people is the work and investigations carried out to trace people who are reported missing. Recognising the vulnerability associated with missing people, particularly those that are young or suffering from mental health challenges, Police Scotland has adopted a rigorous investigation structure and management approach to incidents involving missing people.</p>		
Missing Person Type – APRIL 2023		
Adult	5	31.25%
Cared for Adults	2	12.50%
Child	7	43.75%
Looked After Children	2	12.50%
Missing Person Type - MAY 2023		
Adult	11	30.55%
Cared for Adults	3	8.33%
Child	19	52.77%
Looked After Child	3	8.33%
Missing Person Type – JUNE 2023		
Adult	7	33.33%
Cared for Adults	1	4.76%
Child	13	61.90%
Looked After Child	0	0
<p>During Q1 2023/24 23 Adults, 6 Cared for Adults, 39 Children and 5 Looked After Children were reported as missing, but I am pleased to confirm all were traced safe and well by Midlothian Officers.</p> <p>We continue to work with partners to support individuals where a risk is identified.</p> <p>Some of the 73 incidents reported during Q1 2023/24 included 13 Missing Person Reports involved Neurodiversity concerns, 49 reports involved the subject being reported missing from their home address, 1 involved the subject reported missing from a Young Persons Unit, a further 2 involved the subject reported missing from School.</p>		

Protecting the most vulnerable people.	Domestic Abuse Incidents
--	--------------------------

	5yr Average	Q1 2023/24	% Change
Number of Domestic Abuse Incidents	295.2	298	0.95
Total Crimes and offences in domestic abuse incidents	153	147	-3.92
Percentage of Domestic Incidents that result in a crime	37.33	43.29	5.96
Total crimes and offences detection rate	66.15	61.90	-6.42
Total Detections for Domestic Bail Offences	14.6	14	-0.11

Domestic Abuse is a priority for Police Scotland and for all Midlothian Officers. By the end of Q1 2023/24 there were 298 incidents reported, an increase of 0.95% on the 5 year average.

The number of reported Domestic Abuse crimes reported (147 reports) is 3.92% lower than the 5 year average. From these reports the percentage of domestic incidents that resulted in a crime report being submitted was 5.96% more compared to the five year average.

The percentage of domestic incidents that resulted in a crime report being submitted was 5.96% more than the five year average. This reflects the continued confidence of the public to report incidents or contact the Police at an early stage in disagreements.

Refresher training has been fully rolled out to partner and third sector agencies by our Domestic Abuse Investigation Unit highlighting the DSDAS scheme and reiterating how partners and professionals can refer any concerns they have about clients or service users. Training is devised by our DARA and Safeguarding Team covering signs of domestic abuse and potentially abusive relationships to be alive to when attending meetings and carrying out home visits. The training has led to an increase in referrals over last two months across Division which has allowed Police to disclose the risks perpetrators pose should individuals remain in a relationship with them. The training packages have been identified as best practice and being rolled out in other council areas.

The team are linking in with National Unit to support a forthcoming CPD event which has been approved to take place, the aim of which is to enhance the knowledge and skills of the current cadre of Domestic Abuse Champions across Police Scotland. The intention is that officers attending the event will be recognised with a DA specialism on their training record. In addition, 6 CPD modules have been devised with Safe Lives as a general refresh. Launch date is pending but demonstrates our continued commitment to VAWG and Safe Lives Priorities.

Protecting the most vulnerable people.	Hate Crime
--	------------

Midlothian			
	5 year average	Q1 2023/24	Q1 Per 10,000
Hate Incidents	21.2	23	2.49
Hate Crimes	20.8	16	1.73
Hate Crime Detection Rate	71.15	31.25	

This section refers to Hate Crime and Hate Incidents. Hate Crimes are offences under:

-Section 50a (1) (A) and (B) and (5) Criminal law consolidation Act 1995 (racial harassment and abuse)

And any other crimes which include a Hate Crime aggravator- i.e where a crime has been committed and is aggravated by hate. These aggravators are disability, race, religion, sexual orientation and transgender identity.

Hate incidents are incidents where the facts do not identify as a recordable crime but the victim, or any other person, perceives the incident to be hate related.

- There has been an increase of 1.8 Hate Incidents reported in Q1 2023/24 compared to the 5 year average
- There has been a reduction of 3.2 Hate Crimes reported in Q1 2023/24 compared to the 5 year average.
- The detection rate for Hate Crimes at the end of Q1 2023/24 is 31.25%.

Midlothian Police continue to work with partners to encourage the reporting of Hate Crimes. All crimes are reviewed by the Community Policing Inspector to ensure all investigative opportunities are identified and progressed.

The vast majority of victims of Hate Crime continue to be shop workers, Police officers and other emergency workers who are most often abused in the course of their daily duties.

Protecting the most vulnerable people.	Sexual Crimes (Group 2)
---	--------------------------------

Crime Type	5 Year average	Q1 2023/24	Change	YTD Per 10,000 population	Q1 2023/24 Detection Rate
Group 2	51.6	70	35.66%	7.57	42.86%
Rape & Attempt Rape	10.2	3	-70.59%	0.32	100.00%
Indecent/Sexual Assault	18.8	20	6.38%	2.16	55.00%
Other Group 2	22.4	47	109.82%	5.08	34.04%

Reducing Rape and Sexual Crime remains an area of focus for officers in Midlothian. This focus includes working with partner agencies to provide confidence to report offences, undertaking professional investigations, providing victim support, pursuing perpetrators and managing offenders. The investigation of sexual crimes and the management of offenders, in particular, is achieved through close collaborative working with partner agencies and local communities.

By the end of Q1 2023/2023 reports of all Group 2 Sexual Crime within Midlothian had increased by 35.66% to 70 reports against a 5 year average of 51.6 reports.

By the end of Q1 2023/2024 there had been 3 reports of Rape, this is down 70% on the 5 year average of 10 reports. The detection rate for Rape and Attempt Rape during Q1 was 100 %.

By end of Q1 2023/2024 there had been 20 reports of Indecent/Sexual Assault which is a 6.38% increase on the 5 year average of 18.8 reports. The detection rate for Indecent/Sexual Assault during Q1 was 55%.

As per previous quarters, we continued to utilise social media to elevate awareness of “sextortion” scams where fraudsters befriend individuals online, entice them into performing sexual acts/send explicit photographs and thereafter blackmail them into sending money. Despite raising awareness, more and more social media users are falling for this type of scam. We continue to support victims and direct them to appropriate third party agencies.

In addition to reviewing vulnerabilities and supporting victims, we continue to support national work, including, national “Online safety - sexual abuse of children online” and “Domestic Abuse” campaigns. We continue to look at Bystander training when possible.

During Q1, increases have been observed against the 5 year average in further GROUP 2 offences namely Communicating Indecently (95.65% increase) and Taking, distribution, possession of indecent photos of children (76.47% increase). These increases are driven by online offending where we continue to see patterns impacting on all age groups and that highlight a continued increase in favour of offending online.

Seeking to raise awareness of how to remain safe within the cyber arena, Midlothian Community officers delivered internet safety and cyber bullying inputs to raise awareness of how to remain safe within the cyber arena and will continue to deliver these inputs to all Midlothian school age young persons throughout to upcoming School year.

The detection rate for Communicating Indecently during Q1 2023/24 was 66.67%, a 20% improvement on the Q4 2023/24 rate of 46.67%. Similarly the detection rate for taking, distribution, possession of indecent photos of children during Q1 2023/24 was 83.33% reflecting a further 3% improvement on the Q4 2022/23 rate of 80%.

Both these increases in detection rates demonstrates our commitment to protecting vulnerable people in a physical and digital world.

Protecting the most vulnerable people.	Drug Supply, Production & Cultivation				
Drugs Supply	5 year average	Q1 2023/24	Change	YTD Per 10,000 population	Q1 2023/24 Detection Rate
Drugs Supply, Production and Cultivation	14.2	6	-57.75%	0.65	133.33%
<p>Drugs supply has a close link to Organised Crime Groups (OCG), and is a blight on any community. We focus on those who bring harm to our communities, and particularly those who are involved in drugs supply, cultivation/production and the sale of Class A (such Heroin or Cocaine) and Class C (such Valium or Xanax) drugs, as it has been identified that these have led to an increase in drug related deaths. We recognise the national Drugs Deaths statistics in Scotland and are committed to targeting drug dealers, whilst working in partnership along with the Midlothian and East Lothian Drugs Partnership (MELDAP).</p> <p>Our divisional approach is now well established which introduces multi-agency engagement and recording of all Non-Fatal Overdoses. We send notification of any NFO to the local addiction services who ensure the individual is offered support. This programme is seeing an increased engagement with local drug support groups and is allowing for intelligence streams around developing drug trends and potentially harmful products.</p> <p>This pro-active approach is reflected in the Detection rate relating to the ‘Production, Manufacture or Cultivation of Drugs’ during Q1 2023/24 is 100%</p> <p>During Q1 2023/24 there were 45 Possession of Drugs crimes recorded, with a detection rate of 100%.</p> <p>During Q1 2023/24 there were 6 Supply of Drugs crimes recorded, with a detection rate of 133% which statistic includes Supply of Drugs enquiries from previously reported quarters that were awaiting forensic analysis that has now been undertaken and completed.</p> <p>Examples of proactive enquiries with Midlothian include:</p> <ul style="list-style-type: none">Interception of 3kg of Cannabis intended for delivery to an address in Danderhall.A total of 7 Misuse of Drugs Warrants were executed by MCAT officers during Q1 2023/24, resulting in the following recoveries with the upper street value totalling: Class A: £15200 Class B: £30131A Misuse of Drugs warrant was executed in Gorebridge. This resulted in the recovery of 170g of Cocaine and 8 offensive weapons of varying descriptions. A male was cautioned and charged with being concerned in the supply of cocaine and possession of said weapons. <p>We continue to developed drugs intelligence from the local community. Drugs enforcement requires information from sources to build a picture and fill in the pieces of the jigsaw. We rely upon community intelligence, and encourage reporting direct to police by phone, online, in person, via remote reporting sites and / or anonymously through Crimestoppers (0800 555111).</p>					

Reducing Violence and Antisocial Behaviour	Crimes of Violence (Group 1)				
Crime Type	5 year average	Q1 2023/24	Change	YTD Per 10,000 population	Q1 2023/24 Detection Rate
Group 1	27.8	59	112.23%	6.38	67.80%
Serious Assault	11.6	13	12.07%	1.41	100.00%
Robbery	4.2	9	114.29%	0.97	100.00%
Common Assault *	215.8	262	21.41%	28.34	67.94%

*Common assaults are not recorded as group 1 crimes.

Reducing violence and the impact on our communities is a priority for The Police Service of Scotland and within Midlothian we work with partners to reduce the circumstances that can lead to violence while endeavouring to identify and arrest perpetrators as swiftly as possible.

All Serious Assaults and Robberies are investigated by the Criminal Investigation Department and solvency for these offences remains high within Midlothian.

During Q1 2023/2024 there were 13 serious assaults within Midlothian this represents a 12.07% increase against the 5 year average. The detection rate is 100% and compares well against the divisional solvency rate of 75.31%.

During Q1 2023/2024 there were 262% reported Robberies in Midlothian, this is a 114.29% increase on the 5 year average. The detection rate is 100% and compares well against the divisional solvency rate of 64.71%.

To provide wider context increases against the 5 year average have been observed in three of the four area commands within the Lothians & Scottish Borders Division during Q1 2023/24. In three of four Local Authority Areas, the number of robberies has at least doubled, however as the overall number of incidents remain small, this results in large percentage increases, as experienced in Midlothian. Despite having the largest percentage increase in crime numbers, Midlothian also has the highest detection rate at 100%, with all robberies solved.

During Q1 2023/2024 there were 262 recorded Common Assaults in Midlothian presenting a 21.41 % increase on the 5 year average. The detection rate is 67.94% which compares against the divisional solvency rate of 59.72%.

There were 14 assaults on Emergency Workers during Q1 2023/24 reflecting a positive 33.33% reduction on the 5 year average. However any assault on an Emergency Worker is unacceptable. This remains a Force Focus with the Chief Constable previously publishing his commitment to reduce the impact of violence and to improve the safety of officers and staff in his 'Your Safety Matters Assault Pledge'. The Chief Constable has made it clear that aggressive or threatening behaviour or verbal abuse against Police Scotland personnel is simply not part of the job and has provided improved safety and welfare support.

Reducing Violence and Antisocial Behaviour		Reducing Antisocial Behaviour			
Indicator	5 Year Average	2023-24 Q1	Change	TYTD Per 10,000 population	Q1 2023/24 Detection Rate
Antisocial Behaviour Incidents	1578.6	1207	-23.54		
Vandalism (Including Malicious Mischief)	172.8	172	-0.46%	18.6	22.67%
Fire-raising	10.4	13	25.00%	1.41	15.38%
Breach of the Peace and S38 CJ&L(S) A 2010	195.8	168	-14.20%	18.17	72.02%

Midlothian Police continue to tackle Anti-Social Behaviour (ASB) in its various forms with our partners. At 1207 incidents reported to Police during Q1 2023/24, ASB continues to record levels below the five year average, with a 23.53% reduction on the 5 year average.

During Q1 2023/24 a total of 172 Vandalism type offences were recorded, mirroring the 5 year average.

Midlothian also recorded further decreases in the number of Threatening & Abusive Behaviour (10.90% reduction), and Stalking (37.5% reduction) type incidents during Q1 2023/24.

MCAT attended 81 youth incidents throughout Midlothian wards, this represents an increase of 13 youth related incidents on the last quarter. This reflects the summer months and school holidays.

Proactive patrols have continued at hot spot areas including Tesco/McDonalds Hardengreen, the terminus Gorebridge terminus, and Rosewell. MCAT ensure these are monitored and patrolled daily. During these patrols a group of youths were traced and charged for using threatening, abusive and racial language towards staff at McDonalds. Different youths were identified for smashing a bus window in Gorebridge, charged and returned home.

A male youth was traced after attempting to evade police following breaking into Buccleuch House in Dalkeith. The youth was also found in possession cannabis. He was charged with both offences.

Operation Juke was instigated specifically to deal with Anti-Social Behaviour involving youths travelling along local bus routes. MCAT have been working closely with LRT to tackle youth offending and ASB on these buses. This has resulted in a strong partnership relationship and has resulted in numerous plain and uniform patrols, supported by LRT and the deployment of a decoy bus to identify those youths responsible. These deployments have had a positive impact reducing similar incidents.

For example, on the 30th May 2023, MCAT and Community officers completing operation Juke patrols identified 4 youths who were subsequently charged with damaging the interior and exterior of an LRT bus and abusing the driver. These youths were returned home and charged in front of their parents and youth offending referrals were submitted to Youth Justice Partners to progress.

Throughout Q1 2023/24 MCAT and Community Policing Officers have continued to target Anti-Social Behaviour involving off road motorcycles (Operation Jewel). This operation to date has resulted in 13 motorcycles being seized by police and 8 individuals being reported to Crown Office Procurator Fiscal Service for various different motorbike related traffic offences.

Reducing Acquisitive Crime

Dishonesty (group 3)

5 Year Average	Q1 2023/24	Change	YTD Per 10,000 population	Q1 2023/24 Detection Rate
462.6	435	-5.97%	47.05	29.89%

Given the wide range of ‘Acquisitive Crimes’ this priority is covered in 2 sections within this report:

- Dishonesty (covered in this section)
- Housebreaking (covered in next section)

Dealing with Acquisitive Crime to protect people by reducing the impacts of theft on individuals and communities remains a priority

During Q1 2023/24, a total of 435 overall Group 3 crimes (including housebreaking crimes) have been recorded within Midlothian. This figure represents 27.6 fewer crimes or a 5.972% reduction compared to the 5 year average. The detection rate of 29.89% still remains above the wider Lothian and Scottish Borders Division detection rate of 23.14%.

Reported Theft Housebreaking (including attempts) similarly remains below the 5 average with 59 incidents reported during Q1 2023/24, representing a 3.28% reduction.

During Q1 2023/24 there were reductions in reported Opening Lockfast Places – Motor Vehicle (41% reduction), and Theft from an insecure Motor vehicle (65.51% reduction).

However during Q1 2023/24 we have also recorded an increase in Theft of Motor Vehicles (21% increase). This statistic includes stolen motorcycles and in response to this increase, specialist officers from our Criminal Investigation Department assisted by MCAT officers, successfully completed Operation Jetty a pro-active enquiry resulting in 3 persons being reported to the Crown Office Procurator Fiscal Service for various Group 3 offences. I am confident will be reflected in the next Q2 return.

Reducing Acquisitive Crime

Housebreaking

Crime Type	5 Year Average	Q1 2023/24	Change	YTD Per 10,000 population	Q1 2023/24 Detection Rate
Dwelling HB	18.4	22	19.57%	2.38	13.64%
Non Dwelling (Sheds, garages) HB	25.2	18	-28.57%	1.95	16.67%
Other (Business) HB	17.4	19	9.20%	2.05	21.05%
All HB	61	59	-3.28%	6.38	16.95%

During Q1 2023/24, there were 3.2% fewer reports of all Housebreaking (including Dwelling House, Non-Dwelling House or Other Premises) in Midlothian compared to the 5 year average. The detection rate for Midlothian during Q1 2023/24 is 16.95%. This 1.15% is below the wider detection rate for The Lothians and Scottish Borders Division.

During Q1 2023/24, a total of 22 Housebreaking (Dwelling House) were recorded, this figure is 19.57% or 3.6 more incidents than the 5 year average. The Q4 detection rate of 13.64%, remains 3.89% below the wider Lothian and Scottish Borders Division detection rate of 17.53%.

During Q1 2023/24, a total of 18 Housebreaking (Non-dwelling House) were recorded, this figure is 28.57% below the 5 year average or 7.2 fewer incidents.

Improving road safety	Road Casualties		

Throughout Q1 2023/24 there have been 9 fewer casualties (Fatal, Serious, and Minor) recorded within Midlothian than the previous Q1 2022/ 23 return.

This represents a 31.03% reduction in the total number of casualties on Midlothian roads.

Throughout Q1 2023/24 there have been zero fatalities, mirroring the previous year's Q1 2022/23 return.

There has however been a 43% increase in the number of people Seriously Injured (up to 10 from 7), reflecting a 43% increase on same period last year.

On a positive note, the number of Children Seriously Injured during the same period is zero, reflecting a 100% improvement on the previous year Q1 2022/23, where 1 incident was recorded.

There continues to be an encouragingly significant 55% decrease in the number of people Slightly Injured (down to 10 from 22) during Q1 2023/24 compared to the previous year.

There has been similar percentage decreases in dangerous driving (8.3%), disqualified driving (59.46%) and licence (34.03%), and insurance (22.64%) offences against the five year average.

Midlothian continues to focus on Road Safety, and in response to complaints from the community Midlothian officers continue to resource a number of initiatives throughout Midlothian using Community Policing, MCAT and specialist Road Policing resources to target Safety via pop-up roadside initiatives.

This road safety commitment is reflected in the significant increase in penalties issued for Speeding (up 122%), Use of mobile phones (up 92%), and Seat Belt (533%) offences, compared to the 5 year average.

MCAT continue to resource static road checks utilising Radar Speed Gun. These checks were carried out in areas identified as a concerns by local residents and Midlothian Council including Eskbank Road, Bonnyrigg Road, Cockpen Road, Stobhill Road, Powdermill Brae and Dalhousie Road. A number of tickets were issued in relation to identified offences.

Road checks were completed at Sheriffhall Park and Ride on a number of evenings. These checks were completed in response to reports of car enthusiasts driving in an anti-social manner which impacted nearby residents. Our Community Policing Team continue to engage with Midlothian Council regarding this issue.

MCAT completed extra patrols at Croft Street, Dalkeith and Lasswade Primary school. These patrols were completed at school drop off and pick up times in relation to parking on restricted roads at these times. MCAT engaged with and provided advice to drivers, pedestrians and local businesses where appropriate. Three vehicles were seized in terms of Section 165 (no insurance / no licence) of the Road Traffic Act 1988. The drivers were cautioned and charged with the relevant offences.

Tackling Serious & Organised Crime	Tackling Serious & Organised Crime
<div data-bbox="159 407 794 936"> <h3>UK terror threat levels</h3> <p>(as of February 9 2022)</p> <ul style="list-style-type: none"> CRITICAL An attack is highly likely in the near future SEVERE An attack is highly likely SUBSTANTIAL An attack is likely MODERATE An attack is possible, but not likely LOW An attack is highly unlikely <p><small>PA graphic. Source: Joint Terrorism Analysis Centre</small></p> </div>	<div data-bbox="821 407 1412 896"> <p>The UK National Threat Level is</p> <p>SUBSTANTIAL: an attack is likely.</p> <p>On Wednesday, 9 February 2022, the Home Secretary announced that the UK's Terrorist Threat Level has been lowered from Severe to Substantial.</p> <p>Assistant Chief Constable Mark Williams said: "At this time there is nothing to suggest that there is any specific threat to Scotland. However, I would remind the people of Scotland that they should remain vigilant and report any suspicious activity to Police Scotland."</p> </div> <p>The UK threat level remains at Substantial as it has done since February 2022.</p> <p>Midlothian continue to work closely with partner agencies to actively target "County Lines" nominals that use Midlothian as a base to distribute drugs throughout our community.</p> <p>During Q1 2023/24, MCAT officers assisted and National Crime Agency enquiry, after UK Border Force seized a package containing black toy gun realistic imitation firearm (RIF), addressed to a Midlothian address. After forensic examination the device is found to be a viable firearm. During a subsequent thorough search of the address no further weapons were found. A male has been reported to Crown Office Procurator Fiscal Service.</p>

OFFICIAL

Complaints	Executive Summary
------------	-------------------

April 2023 – June 2023				
	Number of Complaints about the Police		Number of Complaints per 10,000 Police Incidents	
Complaints received about the Police	16		23.84	
	On Duty Allegations	Off Duty Allegations	Quality of Service Allegations	Total Number of Allegations
Total Allegations Recorded	15		10	25

The breakdown above details the total number of Complaints about the Police, received in relation to the Midlothian area command as at 30th June 2023.

The breakdown below provides further detail on the Allegation Category and Type. As can be seen there has been a 32.4% decrease in the overall number of Complaints about the Police when comparing LYTD and YTD.

Area	Allegation Category and Type	LYTD	YTD	% change
Midlothian Council	Allegation Category and Type	PYTD	YTD	% change from PYTD
	On Duty - TOTAL	21	15	-28.6%
	Assault	3	2	-33.3%
	Discriminatory Behaviour	0	1	x
	Excessive Force	5	1	-80.0%
	Incivility	6	5	-16.7%
	Irregularity in Procedure	7	6	-14.3%
	Quality Of Service - TOTAL	16	10	-37.5%
	Policy/Procedure	0	2	x
	Service Delivery	10	4	-60.0%
	Service Outcome	6	4	-33.3%

	Grand Total	37	25	-32.4%	

Midlothian CAT team – Q1 Update

VISION & ACTIVITIES

Vision

Impact positively on life quality within the communities of Midlothian by reducing all types of antisocial behaviour through prevention, disruption and enforcement.

More specific details under each heading can be found in the monthly reports already submitted.

Activities

- 1. High Visibility Patrolling:** *the provision of community support and reassurance by undertaking high visibility vehicle, foot and cycle patrols focusing on identified antisocial behaviour issues.*

MCAT officers continued to conduct high visibility patrols across the Midlothian area. Throughout Q1, this included high visibility static road checks outside local Primary schools promoting road safety and also ensuring the safety of children and guardians during school opening and closing hours. In addition, a number of static road checks employing the radar Speed gun were carried out at different locations across the county. Extra attention was given to Croft Street, Dalkeith and Lasswade Primary School at school drop off and pick up times in relation to the restricted roads at these times. Of particular note in June foot patrols were conducted at Paradykes Primary School, Loanhead after reports were made that uncapped needles were found in the school playground.

MCAT officers also conducted mobile patrols at Gladhouse Reservoir engaging with visitors and making sure the clearway restrictions were adhered to.

Mobile, Foot and Quad bike patrols were conducted in the town centers and hot spots for youth disorder and anti-social behavior (ASB) in Dalkeith, Loanhead, Bonnyrigg, Penicuik and Mayfield to deter and engage with groups of youths. Initiatives and joint working were executed focusing on Lothian Bus routes specifically those between Tesco, Hardengreen, Dalkeith, Gorebridge terminus, and Rosewell working in conjunction with Lothian Buses.

Reassurance and Dispersal patrols were completed in Penicuik during the Hunter and Lass event which passed without incident.

In relation to the continued impact of anti-social behaviour caused by off-road bikes in the Midlothian area, Operation Jewel has continued throughout the month of June. Officers were deployed on Quadbikes to target specific areas known to be used by those responsible. These officers have been able to target and disrupt those involved. Specific areas have been identified as hotspots of this activity and targeted, areas including chosen around Penicuik, Easthouses and Mayfield.

Regular patrolling of and visits to all licensed premises in Midlothian continued. These patrols and visits are completed to ensure a safe and enjoyable experience for those using hospitality venues and enjoying the weekend night life.

- 2. Recidivist Offenders:** *intelligence led focus on individuals known to engage in antisocial behaviour, drugs use/supply and persistent alcohol abuse, with specific attention being given to persons subject to ASBOs and judicial bails (including curfews).*

All opportunities are taken to challenge recidivist offenders, often historically responsible for a large number of offences.

In total 204 Bail Curfew checks were carried out with a compliance rate of 91%, demonstrating how the continued use of this tactic curtails criminal behavior.

31 individuals were arrested on warrant by MCAT over this quarter. This is an increase of 11 arrests in comparison to the last quarter.

Where there is a legislated reason, MCAT officers search individuals for controlled substances, stolen property, and weapons, progressing these to house searches if the circumstances allow.

House searches under warrant have continued and have been successful in recovering drugs, cash and weapons. A number of reports have been submitted and details are in the monthly reports. These searches do rely on a steady flow of intelligence from the community, as well as proactivity by the team.

A total of 7 Misuse of Drugs Warrants were executed by MCAT officers during Q1 2023/24, resulting in the following recoveries with the upper street value totaling:

Class A: £15200

Class B: £30131

Class C: £0

A Misuse of Drugs warrant was executed in Gorebridge. This resulted in the recovery of 170g of Cocaine and 8 offensive weapons of varying descriptions. A male was cautioned and charged with being concerned in the supply of cocaine and possession of said weapons.

MCAT Officers responded to an incident involving a repeat offender who chased a group of youths in Mayfield whilst in possession of a knife, causing distress to those involved. Thanks to their swift deployment, MCAT officers traced, arrested and charged the male.

Another incident involved well-known offenders entering a care home in possession of, and attempting to sell stolen property to the residents. MCAT officers traced both suspects who were found in possession of various items of stolen property including bottles of alcohol, razor blades and toiletries.

OFFICIAL

Bail Curfew Check COMPLIANT	187
Bail Curfew Check FAILED	17
Arrest on warrant	31
Search Person MDA Positive	12
Search Person MDA Negative	7
Search Property MDA Positive	3
Search Property MDA Negative	4
Search Weapons Positive	1
Search Weapons Negative	1
Search Stolen Property Positive	3
Search Stolen Property Negative	2

Youth Engagement: *actively engage with youths and foster a positive image of the police and their local communities. Act as primary first responders to youth calls, disrupt antisocial behaviour and enforce appropriate legislation firmly but fairly. Maximise alcohol seizures. Engage with partners and CBO colleagues to identify appropriate support and diversionary activities.*

Throughout Q1 2023/24, MCAT attended 81 youth incidents throughout Midlothian wards, this represents an increase of 13 youth related incidents on the last quarter. This reflects the summer months and school holidays.

Proactive patrols have continued at hot spot areas including Tesco/McDonalds Hardengreen, the terminus Gorebridge terminus, and Rosewell. MCAT ensure these are monitored and patrolled daily. During these patrols a group of youths were traced and charged for using threatening, abusive and racial language towards staff at McDonalds. Different youths were identified for smashing a bus window in Gorebridge, charged and returned home.

A male youth was traced after attempting to evade police following breaking into Buccleuch House in Dalkeith. The youth was also found in possession cannabis. He was charged with both offences.

MCAT continually liaise with local Community and School Link officers in order to engage with youths and identify offenders.

Operation Juke was instigated specifically to deal with Anti-Social Behaviour involving youths travelling along local bus routes. MCAT have been working closely with LRT to tackle youth offending and ASB on these buses. This has resulted in a strong partnership relationship and has resulted in numerous plain and uniform patrols,

OFFICIAL

supported by LRT and the deployment of a decoy bus to identify those youths responsible for this behaviour. These deployments have had a positive impact reducing similar incidents.

Youth Calls Attended	81
Alcohol Seizures	0
Children At Risk VPDs Submitted	6

Licensed Premises: *monitor licensed premises activity and act as first responders to antisocial behavior related incidents whenever possible.*

All Midlothian Licensed premises continued to be monitored and visited by MCAT officers.

There does appear to have been a gradual drop in incidents within licensed premises over the last few quarters.

LP Visit Public House	8
LP Visit Off Sales	5

Support Partners & Colleagues: *engage with community partners to work together towards the vision and promote joint patrolling. Support divisional colleagues by acting as first responders to antisocial behaviour related incidents that are occurring in real time whenever possible. Instigate and contribute to operations and initiatives linked to the core vision.*

MCAT have been working closely with LRT to tackle youth offending and ASB on buses. This has resulted in a strong partnership relationship and has resulted in numerous plain and uniform patrols on the buses. This has also resulted in the deployment of the decoy bus.

MCAT continue to liaise with the Scottish Fire and Rescue service identifying areas where fires have been set but not reported to the Police, this allows MCAT to focus their patrols in these areas.

Joint Activity NHS/SAS	0
Joint Activity Local Council	6
Joint Activity SFRS	0
Joint Activity Public Event	9

Road Safety: *tackle antisocial vehicle use, giving specific attention to inconsiderate vehicle use on the Midlothian road network and the illegal use of off-road motorcycles. Maximise the appropriate use of ASBO warnings and vehicle seizures.*

MCATS officers supported by the Community Policing Team continue to deal effectively with Anti-Social Behaviour (ASB) with a particular focus during Q1 on Anti-Social Behaviour (ASB) involving off road motorbikes. As part of Operation Jewel, high visibility and unmarked patrols continued in relation to theft of motor vehicles and anti-social use of off road bikes throughout Midlothian.

MCAT completed static road checks utilising Radar Speed Gun. These checks were carried out in areas identified as a concerns by local residents and Midlothian Council including Eskbank Road, Bonnyrigg Road, Cockpen Road, Stobhill Road, Powdermill Brae and Dalhousie Road. A number of tickets were issued in relation to identified offences.

Road checks were completed at Sheriffhall Park and Ride on a number of evenings. These checks were completed in response to reports of car enthusiasts driving in an anti-social manner which impacted nearby residents.

MCAT completed extra patrols at Croft Street, Dalkeith and Lasswade Primary school. These patrols were completed at school drop off and pick up times in relation to parking on restricted roads at these times. MCAT engaged with and provided advice to drivers, pedestrians and local businesses where appropriate.

Three vehicles were seized in terms of Section 165 (no insurance / no licence) of the Road Traffic Act 1988 by MCAT officers. The drivers were cautioned and charged with the relevant offences.

Static Road Checks	14
Fixed Penalty Tickets (RTA only)	15
Section 165 Seizures	3
Breath Tests Negative (pass)	10
Breath Tests Positive (fail)	0
S5A Drug Wipe Negative (pass)	0
S5A Drug Wipe Positive (fail)	0
ASBO Seizures	0

Other Incidents and Arrests of Note

MCAT attended an address in Dalkeith following concerns that he been raised for a pupil who had not been attending school. The pupil and mother were traced and concerns were identified in relation to the child's welfare and living conditions. Social work were contacted, VPD submitted and ongoing assistance arranged with partner agencies.

MCAT Officers seized £30,000 worth of Cannabis attempted to be imported from the US state of Arizona to an address in Midlothian. An enquiry is ongoing to identify those responsible.

MCAT Officers engaged with the Mosque in Bonnyrigg after they reported youths had thrown sausages at their door, which was looked at as a potential hate crime. It was established that the sausages had been left outside the mosque at a bus stop and youths found these by chance. Reassurance was provided to the Mosque and increased passing attention given.

MCAT Officers also progressed numerous ongoing enquiries in relation to high risk domestic abuse investigation packs. In addition, MCAT officers provided assistance to the Public Protection Unit helping to arrest those suspected of committing serious offences against vulnerable people in Midlothian.

MCAT Officers provided assistance with searching a number of addresses looking for a male who absconded from Castle Huntly prison and suspected to be in Midlothian.

Planned Activity

MCAT officers have a number of search warrants in hand to execute in the coming month and, as always, intelligence related to high tariff offenders in Midlothian is continuously being developed and will be actioned upon both proactively and reactively.

In addition, MCAT will continue focused patrols, speed checks and Operation Jewel initiatives planned to target any specific issues that are brought to the attention of the MCAT by residents, partners, and colleagues or indeed discovered during usual proactive patrol and engagement with our communities. MCAT officers are gaining intelligence on a continued basis creating a picture of off-road bike issues and particularly where problem hot spots appear to be forming.

MCAT Officers are working in partnership with Midlothian Council, Amberstone Security (Tesco Security), Tesco and Lothian Buses as part of Operation Juke to address increased youth anti-social behavior occurring around the bus terminus outside Tesco at Hardengreen.

Throughout Q2 2023/24, MCAT officers will continue to work alongside Police Scotland's Special Constable Enquiry Team (SET) to enhance police resources in Midlothian addressing ASB and Speeding offences.

Appendix

Lothian and Scottish Borders Divisional Crime Overview

Lothian and Scottish Borders Division	5 Year Average	2023/24 Q1	Per 10,000 Q1 2023/24	Detection Rates 2023/24
GROUP 1: NON SEXUAL CRIMES OF VIOLENCE	157	288	5.78	50.69
Murder (excluding culpable homicide at common law)	0.6	0	0	-
Culpable homicide (at common law)	0	0	0	-
Culpable homicide (under statute including RTA, sec. 1)	0.8	1	0.02	100.00
Attempted murder	4.2	4	0.08	150.00
Serious assault	66.2	81	1.63	75.31
Robbery and assault with intent to rob	21	34	0.68	64.71
Domestic Abuse (of female)	N/A	38	0.76	81.58
Domestic Abuse (of male)	N/A	0	0	-
Domestic Abuse (Total)	N/A	38	0.76	81.58
Cruel & Unnatural treatment of children	17	15	0.3	66.67
Threats and extortion	17	99	1.99	1.01
Other group 1 crimes	10	16	0.32	87.50
GROUP 2: SEXUAL CRIMES	275.6	369	7.41	56.64
Rape	50.2	50	1	80.00
Assault w/i to rape or ravish	2.8	2	0.04	0.00
<i>Rape and attempted rape - Total</i>	53	52	1.04	76.92
Sexual assault (pre-SOSA 2009)*	2.2	0	0	-
Sexual assault (SOSA 2009)*	77.8	100	2.01	52.00
Lewd & libidinous practices*	23.4	14	0.28	64.29
<i>Indecent/Sexual Assault - Total</i>	103.4	114	2.29	54.39
<i>Prostitution related crime - Total*</i>	0.2	0	0	-
Taking, distribution, possession of indecent photos of children	13.4	19	0.38	100.00
Communicating indecently (SOSA 2009)*	25	46	0.92	63.04
Communications Act 2003 (sexual)	4.2	10	0.2	50.00
Sexual exposure (SOSA 2009)*	9.2	21	0.42	66.67
Public indecency (common law)	3	1	0.02	100.00
Other sexual crimes (SOSA 2009)*	39.6	78	1.57	37.18
Other sexual crimes (non-SOSA 2009)*	3.6	2	0.04	200.00
Threatening / Disclosure of intimate image*	21	26	0.52	23.08
Other Group 2 crimes	0	0	0	-
<i>Other Group 2 crimes - Total</i>	119	203	4.07	52.71
GROUP 3: CRIMES OF DISHONESTY	2099.8	2126	42.68	23.14
Housebreaking (incl. attempts) - dwelling house	85.6	97	1.95	17.53
Housebreaking (incl. attempts) - non dwelling	72.2	63	1.26	11.11
Housebreaking (incl. attempts) - other premises	90.8	61	1.22	26.23
<i>Housebreaking (incl. Attempts) - Total</i>	248.6	221	4.44	18.10

OFFICIAL

Opening Lockfast Places - Motor Vehicle	54.2	44	0.88	6.82
Theft of a motor vehicle	106.4	106	2.13	34.91
Theft from a Motor Vehicle (Insecure etc.)	121	55	1.1	16.36
Attempt theft of motor vehicle	8	14	0.28	7.14
<i>Motor vehicle crime - Total</i>	289.6	219	4.4	22.83
Opening Lockfast Places - NOT Motor Vehicle	29.2	23	0.46	4.35
Common theft	588	607	12.18	18.12
Theft by shoplifting	543.8	598	12	33.61
Fraud	248.4	363	7.29	15.15
Other Group 3 Crimes	152.2	95	1.91	36.84
GROUP 4: FIRE-RAISING, MALICIOUS MISCHIEF etc.	1020.2	1095	21.98	24.75
Fireraising	63.4	88	1.77	13.64
Vandalism (including malicious mischief)	902.4	930	18.67	24.73
Reckless conduct (with firearms)	0.8	2	0.04	50.00
Culpable and reckless conduct (not with firearms)	52.2	68	1.37	36.76
Other Group 4 Crimes	1.4	7	0.14	42.86
GROUP 5: OTHER (PRO-ACTIVITY) CRIMES	1132.8	1153	23.15	90.81
Carrying offensive weapons (incl. restriction)	47.2	43	0.86	81.40
Handling bladed/pointed instrument	46.8	48	0.96	89.58
Offensive weapon (used in other criminal activity)*	36.6	56	1.12	67.86
Bladed/pointed instrument (used in other criminal activity)*	18	33	0.66	75.76
<i>Total offensive/bladed weapons</i>	148.6	180	3.61	78.33
Production, manufacture or cultivation of drugs	16.4	12	0.24	83.33
Supply of drugs (incl. possession with intent)	61.8	63	1.26	80.95
Bringing drugs into prison	4.2	0	0	-
<i>Supply of drugs - Total</i>	82.4	75	1.51	81.33
Possession of drugs	498.4	304	6.1	93.75
Other drugs offences (incl. importation)	4	1	0.02	200.00
<i>Total drugs crimes</i>	584.8	380	7.63	91.58
Offences relating to serious and organised crime	0.8	12	0.24	100.00
Bail offences (other than absconding)	203.6	368	7.39	92.93
Other Group 5 crimes	195	213	4.28	95.77
GROUP 6: MISCELLANEOUS OFFENCES	2604.6	2958	59.38	64.13
Common Assault	1068.2	1425	28.61	59.72
Common Assault (of emergency workers)	108	111	2.23	97.30
<i>Common Assault - Total</i>	1176.2	1536	30.83	62.43
Breach of the Peace	34.6	16	0.32	100.00
Threatening & abusive behaviour	933.4	944	18.95	69.07
Stalking	29.8	26	0.52	73.08
<i>BOP, S38 & S39 Crim Just & Lic (S) Act 2010 - Total</i>	997.8	986	19.79	69.68
Racially aggravated harassment/conduct*	35.8	22	0.44	90.91
Drunk and incapable	10.6	8	0.16	87.50
Consume alcohol in designated place local bye-law	11.6	11	0.22	109.09
Other alcohol related offences*	7.2	11	0.22	109.09

OFFICIAL

<i>Drunkness and other disorderly conduct (TOTAL)</i>	29.4	30	0.6	103.33
Wildlife offences*	12	27	0.54	22.22
Other Group 6 offences	353.4	357	7.17	54.34
GROUP 7: OFFENCES RELATING TO MOTOR VEHICLES	1885.4	2036	40.87	83.79
Dangerous driving offences	64	65	1.3	86.15
Drink, Drug driving offences incl. Failure to provide a specimen	141	147	2.95	104.76
Speeding offences	176	132	2.65	97.73
Driving while disqualified	31	18	0.36	100.00
Driving without a licence	157.4	107	2.15	100.93
Failure to insure against third party risks	392	310	6.22	101.29
Seat belt offences	32.8	68	1.37	100.00
Mobile phone offences	52.4	55	1.1	89.09
Driving Carelessly	148.6	176	3.53	87.50
Drivers neglect of traffic directions (NOT pedestrian crossings)	48.8	224	4.5	92.86
Using a motor vehicle without test certificate	198.4	197	3.95	102.03
Other Group 7 offences	443	537	10.78	46.00

Midlothian Recorded Crime Overview

Midlothian	5 Year Average	2023/24 Q1	Per 10,000 Q1 2023/24	Detection Rates 2023/24
GROUP 1: NON SEXUAL CRIMES OF VIOLENCE	27.8	59	6.38	67.8
Murder (excluding culpable homicide at common law)	0	0	-	-
Culpable homicide (at common law)	0	0	-	-
Culpable homicide (under statute including RTA, sec. 1)	0	0	-	-
Attempted murder	0.6	3	0.32	133.33
Serious assault	11.6	13	1.41	100
Robbery and assault with intent to rob	4.2	9	0.97	100
Domestic Abuse (of female)	N/A	6	0.65	100
Domestic Abuse (of male)	N/A	0	-	-
Domestic Abuse (Total)	N/A	6	0.65	100
Cruel & Unnatural treatment of children	6	4	0.43	100
Threats and extortion	1.8	19	2.05	0
Other group 1 crimes	1	5	0.54	80
GROUP 2: SEXUAL CRIMES	51.6	70	7.57	42.86
Rape	10	3	0.32	100
Assault w/i to rape or ravish	0.2	0	-	-
Rape and attempted rape - Total	10.2	3	0.32	100
Sexual assault (pre-SOSA 2009)*	0.6	0	-	-
Sexual assault (SOSA 2009)*	13.4	16	1.73	50
Lewd & libidinous practices*	4.8	4	0.43	75
Indecent/Sexual Assault - Total	18.8	20	2.16	55
Prostitution related crime - Total*	0.2	0	-	-
Taking, distribution, possession of indecent photos of children	3.4	6	0.65	83.33
Communicating indecently (SOSA 2009)*	4.6	9	0.97	66.67
Communications Act 2003 (sexual)	0	2	0.22	0
Sexual exposure (SOSA 2009)*	1.6	4	0.43	25
Public indecency (common law)	1.2	0	-	-
Other sexual crimes (SOSA 2009)*	6.8	21	2.27	9.52
Other sexual crimes (non-SOSA 2009)*	0.6	1	0.11	100
Threatening / Disclosure of intimate image*	4.2	4	0.43	25
Other Group 2 crimes	0	0	-	-
Other Group 2 crimes - Total	22.4	47	5.08	34.04
GROUP 3: CRIMES OF DISHONESTY	462.6	435	47.05	29.89
Housebreaking (incl. attempts) - dwelling house	18.4	22	2.38	13.64
Housebreaking (incl. attempts) - non dwelling	25.2	18	1.95	16.67
Housebreaking (incl. attempts) - other premises	17.4	19	2.05	21.05
Housebreaking (incl. Attempts) - Total	61	59	6.38	16.95
Opening Lockfast Places - Motor Vehicle	6.8	4	0.43	25
Theft of a motor vehicle	23.8	29	3.14	17.24

OFFICIAL

Theft from a Motor Vehicle (Insecure etc.)	23.2	8	0.87	0
Attempt theft of motor vehicle	1	1	0.11	0
Motor vehicle crime - Total	54.8	42	4.54	14.29
Opening Lockfast Places - NOT Motor Vehicle	5.2	6	0.65	0
Common theft	106.2	104	11.25	40.38
Theft by shoplifting	151.8	150	16.22	36
Fraud	49	64	6.92	20.31
Other Group 3 Crimes	34.6	10	1.08	50
GROUP 4: FIRE-RAISING, MALICIOUS MISCHIEF etc.	195.4	204	22.06	23.04
Fireraising	10.4	13	1.41	15.38
Vandalism (including malicious mischief)	172.8	172	18.6	22.67
Reckless conduct (with firearms)	0	0	-	-
Culpable and reckless conduct (not with firearms)	11.8	19	2.05	31.58
Other Group 4 Crimes	0.4	0	-	-
GROUP 5: OTHER (PRO-ACTIVITY) CRIMES	227.8	204	22.06	96.08
Carrying offensive weapons (incl. restriction)	9.4	6	0.65	50
Handling bladed/pointed instrument	8.8	8	0.87	100
Offensive weapon (used in other criminal activity)*	5.6	11	1.19	90.91
Bladed/pointed instrument (used in other criminal activity)*	2.4	7	0.76	85.71
Total offensive/bladed weapons	26.2	32	3.46	84.38
Production, manufacture or cultivation of drugs	2.6	1	0.11	100
Supply of drugs (incl. possession with intent)	11.6	5	0.54	140
Bringing drugs into prison	0	0	-	-
Supply of drugs - Total	14.2	6	0.65	133.33
Possession of drugs	105.8	45	4.87	100
Other drugs offences (incl. importation)	0.2	0	-	-
Total drugs crimes	120.2	51	5.52	103.92
Offences relating to serious and organised crime	0.2	3	0.32	100
Bail offences (other than absconding)	44.2	81	8.76	95.06
Other Group 5 crimes	37	37	4	97.3
GROUP 6: MISCELLANEOUS OFFENCES	493.8	511	55.27	69.08
Common Assault	194.8	248	26.82	63.31
Common Assault (of emergency workers)	21	14	1.51	150
Common Assault - Total	215.8	262	28.34	67.94
Breach of the Peace	5.8	0	-	-
Threatening & abusive behaviour	185.2	165	17.85	72.12
Stalking	4.8	3	0.32	66.67
BOP, S38 & S39 Crim Just & Lic (S) Act 2010 - Total	195.8	168	18.17	72.02
Racially aggravated harassment/conduct*	5	3	0.32	100
Drunk and incapable	1.6	1	0.11	100
Consume alcohol in designated place local bye-law	5	4	0.43	100
Other alcohol related offences*	2.2	1	0.11	100
Drunkenness and other disorderly conduct (TOTAL)	8.8	6	0.65	100
Wildlife offences*	1.6	1	0.11	100

OFFICIAL

Other Group 6 offences	66.8	71	7.68	61.97
GROUP 7: OFFENCES RELATING TO MOTOR VEHICLES	319.4	376	40.67	84.31
Dangerous driving offences	12	11	1.19	90.91
Drink, Drug driving offences incl. Failure to provide a specimen	28.2	30	3.24	130
Speeding offences	10.8	24	2.6	95.83
Driving while disqualified	7.4	3	0.32	100
Driving without a licence	28.8	19	2.05	110.53
Failure to insure against third party risks	69.8	54	5.84	105.56
Seat belt offences	3	19	2.05	100
Mobile phone offences	7.8	15	1.62	100
Driving Carelessly	24.2	33	3.57	78.79
Drivers neglect of traffic directions (NOT pedestrian crossings)	7	13	1.41	92.31
Using a motor vehicle without test certificate	24.2	43	4.65	100
Other Group 7 offences	96.2	112	12.11	43.75