

Treasury Management and Investment Strategy 2019/20 & Prudential Indicators

Report by Gary Fairley, Head of Finance and Integrated Service Support

1 Purpose of Report

The purpose of the report is to seek the agreement of Council to the Treasury Management and Annual Investment Strategies for 2019/20 and the Prudential and Treasury indicators contained therein.

2 Treasury Management & Investment Strategy 2019/20

2.1 Current Loan and Investment Portfolio

The Council's current loan and investment portfolio, as at 11 January 2019, is shown in tables 1 and 2 below:-

Table 1: Current Loan Portfolio as at 11 January 2019

Loan Type	Principal Outstanding £000's	Weighted Average Rate
PWLB Annuity	674	8.90%
PWLB Maturity	187,224	3.73%
LOBO	20,000	4.51%
Forward Starting Loans	19,643	2.68%
Temporary Market Loans	2,500	0.65%
Salix Loans	794	0.00%
Total Loans	230,835	3.68%

Table 2: Current Investment Portfolio as at 11 January 2019

Investment Type	Principal Outstanding £000's	Weighted Average Rate
Bank Call Accounts	0	n/a
Money Market Funds	9,379	0.77%
Bank Notice Accounts	49,985	0.95%
Other Local Authorities	15,000	1.00%
Total Investments	74,364	0.93%

2.2 Borrowing Requirement 2018/19 to 2022/23

The Council's capital plans contain projections of capital expenditure and income over the forthcoming financial years. Any expenditure not financed directly by income, requires funding through borrowing.

The projected borrowing requirement arising from the Council's Capital Plans, and the maturing long-term loans that require to be refinanced, over the period 2018/19 to 2022/23 is shown in table 3 below:-

Table 3: Total Borrowing Requirement over the period 2018/19 to 2022/23

	2018/19 £000's	2019/20 £000's	2020/21 £000's	2021/22 £000's	2022/23 £000's	Total £000's
Capital Expenditure						
General Services	29,713	75,067	51,015	30,931	16,507	203,232
HRA	14,738	54,519	92,286	51,698	20,244	233,485
Total Capital Expenditure	44,451	129,586	143,301	82,629	36,751	436,717
Total Available Financing	-32,454	-36,116	-49,330	-28,602	-23,151	-169,653
Principal Debt Repayments	-8,337	-8,390	-10,487	-11,922	-13,063	-52,199
Capital Expenditure less available Financing	3,660	85,080	83,484	42,105	536	214,865
Maturing Long-term Loans	10,452	9,201	9,282	1,534	1,554	32,023
Total Borrowing Requirement	14,112	94,281	92,766	43,639	2,090	246,888
Borrowing secured	-10,000	0	0	0	0	-10,000
Total Remaining Borrowing Requirement	4,112	94,281	92,766	43,639	2,090	236,888

2.3 Borrowing Strategy for remainder of 2018/19 and 2019/20

The current low Bank of England base rate level of 0.75% and the expectation that any base rate rises will follow a shallow upward trajectory in the short-medium term, means that continued utilisation of temporary borrowing within the Council's overall loan portfolio would continue to provide a cost-effective solution to the Council. The quantum of this will continue to be assessed against the backdrop of potential long term costs if the opportunity is missed to take PWLB loans at historically low medium-long term rates, particularly given the projected gradual rise in PWLB rates.

Long-term borrowing rates from the Debt Management Office's (DMO) Public Works Loans Board (PWLB) are currently sitting at, or close to, historical lows. Whilst the Council has already secured long-term borrowing for financial year 2018/19, as can be noted from Table 3 above the Council has a significant borrowing requirement across the forthcoming 4 financial years (2019/20 to 2022/23).

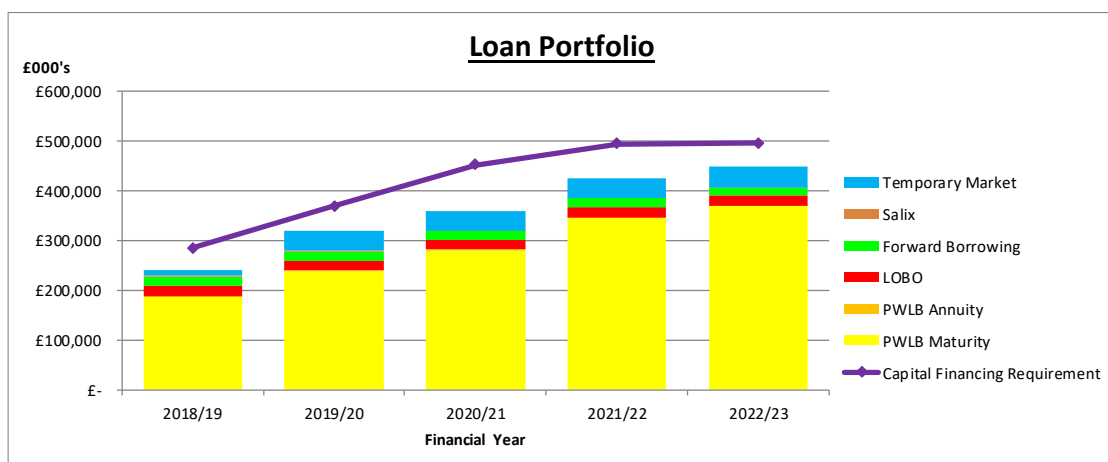
Part of this borrowing requirement has already been secured through the Council's two forward dealt loans. These involved the Council committing to draw down two £10 million loans at fixed interest rates that were priced against historically low borrowing rates, with minimal cost of carry and allowed the Council to hedge against future borrowing rate movements, thereby representing an extremely viable alternative to traditional PWLB borrowing and adding certainty to the Council's loan portfolio. The first of these two loans was drawn on 29 June 2017 and the second drawn on 15 November 2018, with both of these dates matched to two £10 million PWLB loans maturing on the same dates.

It is expected that the majority of the remaining borrowing requirement to fund capital expenditure incurred in 2019/20 and 2020/21 shall be sourced from a blend of internal borrowing, further temporary borrowing and by locking in to longer term PWLB borrowing to manage longer term risk for the loan portfolio. However, the opportunity continues to exist to consider further loans on a 'forward dealing' basis, and officers will continue to explore the viability of these loans throughout the remainder of 2018/19 and into 2019/20.

Officers will ensure that any loans taken are drawn to match the existing maturity and projected capital expenditure profiles as closely as possible, that proposed interest rates continue to sit below forward interest rate projections, and that the overall borrowing remains within the Authorised Limit of £523.188 million proposed below.

Any other borrowing undertaken in advance of need would be supported by a business case which will appraise the anticipated savings in borrowing costs (from expected increases in rates later in the year / in forthcoming years) against the carrying cost associated with borrowing in advance of need.

The Council's projected loan portfolio over the period 2018/19 to 2022/23 is shown in graphical format below.



2.3 Investment Strategy

The position on potential investment opportunities remains broadly as reported to Council in the Treasury Management Mid-Year Update report on 13 November 2018.

The investment environment within which the Council seeks to invest its cash reserves remains challenging, with the continued scrutiny over the creditworthiness of counterparties resulting in an ever tighter counterparty list. At the same time, the low 0.75% Bank of England base rate dictates low returns of typically c. 1% for a 12 month fixed term deposit.

The Council currently has £64.985 million of investments with the following counterparties, which have the primary aim of cash backing the Council's reserves:-

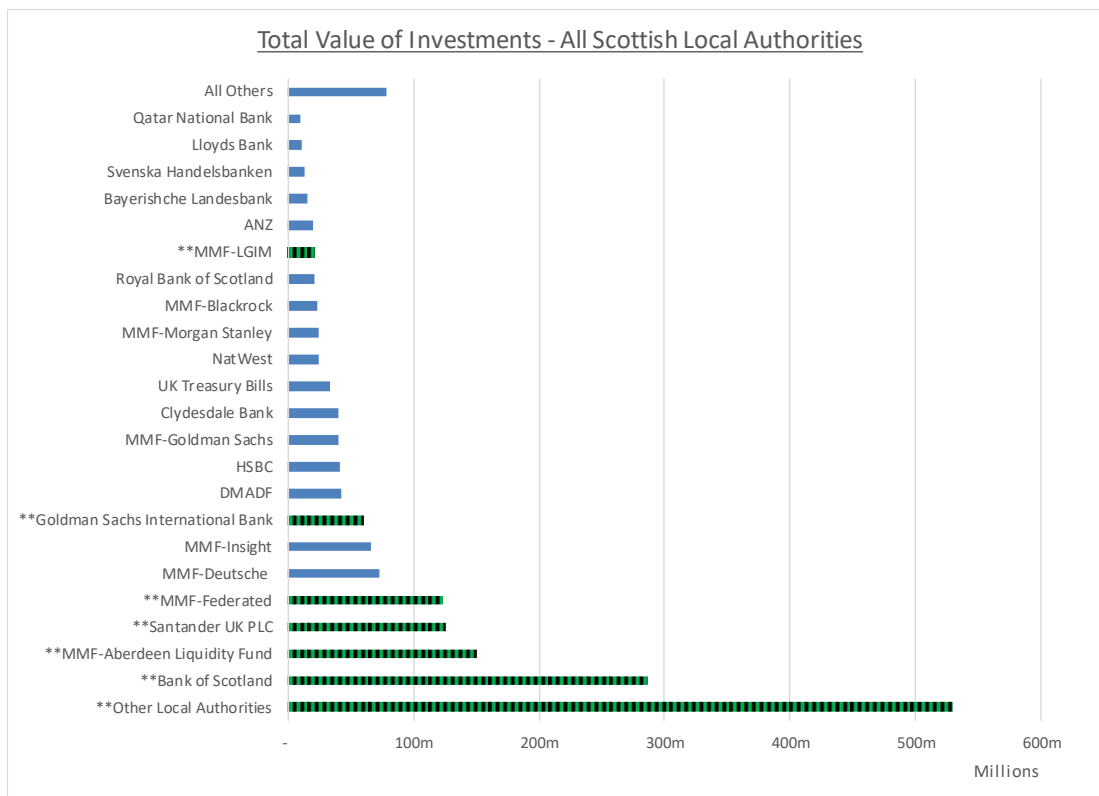
Counterparty	Amount £000's	Product	Security Long/Short Term Rating* (Colour)**	Liquidity	Yield
Bank of Scotland PLC	20,000	Notice account	A+/F1 (Orange)	175 days' notice	1.00%
Goldman Sachs International Bank	15,000	Notice account	A/F1 (Red)	185 days' notice	0.72%
Santander UK PLC	14,985	Notice account	A+/F1 (Red)	180 days' notice	1.10%
Warrington Borough Council	10,000	Fixed term deposit	n/a	Start: 21/03/18 Maturity 23/03/20	1.00% Year 1 / 1.70% Year 2
Plymouth City Council	5,000	Fixed term deposit	n/a	Start: 28/03/18 Maturity 30/03/20	1.00% Year 1 / 1.70% Year 2
Total	64,985				1.04%

* Credit Rating from Fitch

** Colour represents maximum recommended duration for investment per Link Asset Services, Treasury Solutions Credit Scoring methodology – see Appendix 1.

In addition, the Council currently holds £9.379 million in instant access accounts with Money Market Funds, earning a return as at the date of writing of 0.77%. These investments have the primary purpose of ensuring short-term liquidity for the Council in order to manage its day-to-day cashflow needs.

Attached below is a graph showing the total level of investments held by 31 of the 32 Local Authorities in Scotland. Counterparties that the Council currently have investments with are shown as a hatched bar and with a star next to the counterparty name.



Council officers, in conjunction with Link Asset Services, Treasury Solutions will continue to review the range of investment options available to the Council, within the proposed Permitted Investments included as Appendix 1, in order to select only the most creditworthy counterparties to ensure the security of Council funds, and from that list select the range of investment products that offer best value to the Council's investment portfolio.

An alternative investment strategy would be to deposit funds directly with the UK Government's Debt Management Account Deposit Facility (DMADF). All deposits with the UK DMADF would be guaranteed by HM Government and therefore have a direct claim on HM Government / the equivalent of a sovereign double-A credit rating.

Rates payable by the DMADF range from 0.50% for an overnight deposit to 0.51% for a 6 month deposit.

Were the Council to switch the entirety of its £64.985 million deposits that are currently invested with other counterparties into DMADF 6 month deposits, this would result in a loss of income to the Council of £0.344 million per annum.

3 Prudential Indicators

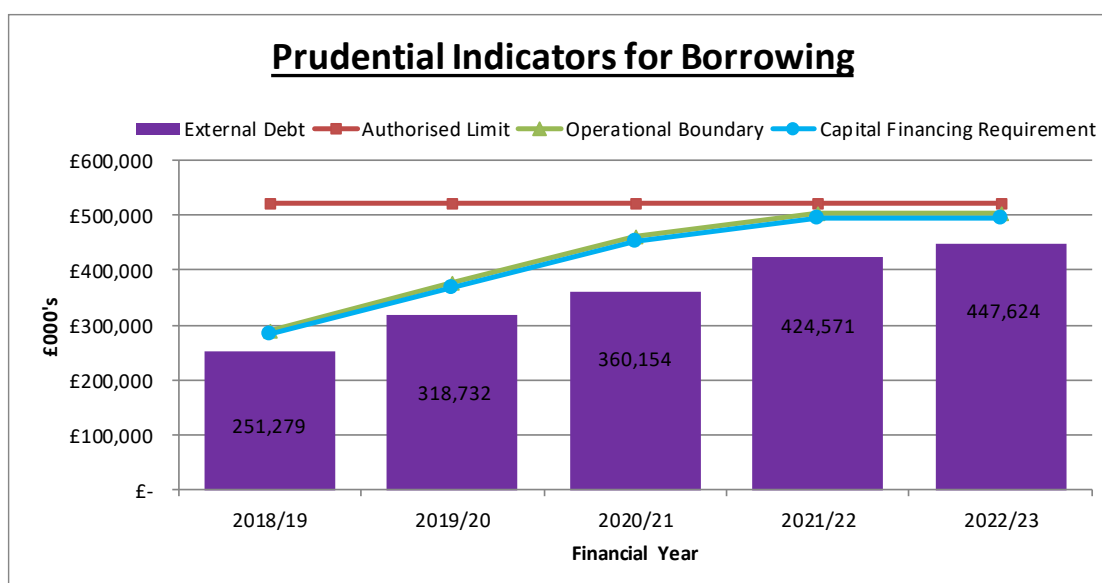
Prudential Code for Capital Finance in Local Authorities

The Prudential Code for Capital Finance in Local Authorities requires that Councils can demonstrate that their Capital Plans are affordable, prudent and sustainable, taking into account the financial provisions made in current and future revenue budgets; and that Treasury Management decisions are taken in accordance with good practice.

The Prudential Indicators that Councils need to consider relate to both actual, historic outcomes, and future estimated outcomes (covering the same period as the Council's Capital Plans), as follows:-

- Original indicators and actual outcomes for 2017/18;
- Revised estimates of the 2018/19 indicators; and
- Estimates of indicators for 2019/20 to 2022/23.

The Prudential Indicators required by the Code are listed individually in Appendix 2. The key indicators relating to external borrowing are shown in graphical format below.



The **Capital Financing Requirement (CFR)** denotes the Council's underlying need to borrow for capital purposes. The CFR includes borrowing arising as a result of the Council's Capital Plans, plus the long-term liability arising from the Council's two PPP contracts. The Underlying Borrowing Requirement strips out the latter of these (long-term liability arising from the two PPP contracts) from the CFR.

The **Authorised Limit for Borrowing** represents the limit beyond which borrowing is prohibited, and needs to be set and revised by Members. It is the expected maximum borrowing need with some headroom for unexpected movements.

The Authorised Limit for Borrowing has been calculated by taking the maximum value of the CFR over this year and the next 4 financial years (2019/20 to 2022/23), with the total forecast level of capital receipts and developer contributions added back to this figure (given the inherent uncertainty regarding the timing and value of these receipts/contributions). This is shown in table 4 below.

Table 4: Authorised Limit for Borrowing: Calculation

Authorised Limit	Amount £000's
CFR – General Services (31 March 2022)	168,552
CFR – HRA (31 March 2023)	328,252
Unrealised Capital Receipts & Developer Contributions 2018/19	218
Forecast level of Capital Receipts & Developer Contributions 2019/20 to 2022/23	26,166
Proposed Authorised Limit	523,188

Council is therefore asked to approve an adjustment to the authorised limit for borrowing to £523.188 million, if market conditions support this action. This would have the effect of securing lower costs for future years but care would be taken to ensure that the cost of carry from borrowing early is minimised and that the maturity structure of all debt is sufficiently robust to ensure that the CFR at 31 March 2023 remains achievable.

The authorised limit therefore reflects a level of borrowing which, while not desired, could be afforded but is not sustainable.

Statutory repayment of loans fund advances

Under Finance Circular 7/2016, Council is now required to set out its policy for the statutory repayment of loans fund advances prior to the start of each financial year. The repayment of loans fund advances ensures that the Council makes a prudent provision each year to pay off an element of the accumulated loans fund advances made in previous financial years.

A variety of options are provided to Councils so long as a prudent provision is made each year. The Council is recommended to approve the following policy on the repayment of loans fund advances:-

- For loans fund advances made before 1 April 2016, the policy will be to maintain the practice of previous years and apply what is termed “the Statutory Method”, with all loans fund advances being repaid by the annuity method.
- For loans fund advances made after 1 April 2016, the policy for the repayment of loans advances is proposed to continue to operate under the “Statutory Method” – i.e. loans fund advances will be repaid by the annuity method. This annuity rate that is proposed to be applied to the loans fund repayments is based on current interest rates and is currently 3.10%.

A review of the Loans Fund accounting arrangements is currently being undertaken which includes an assessment of the period over which Loans Fund advances are projected to be repaid. The final outcome of the review is expected to be presented to Council for approval and reflected in the final Treasury Management & Annual Investment Strategy and 2019/20 Financial Strategy / Revenue Budget reports presented to Council on 12 February 2019.

Capital Strategy

The 2017 Prudential Code introduced a new requirement for local authorities to produce an annual capital strategy, which is a high level corporate document dealing with the key areas of strategic context, corporate priorities, capital investment ambition, available resources, affordability, capacity to deliver, risk appetite, risk management, and determining an appropriate split between non-financial, treasury management and commercial investments in the context of ensuring the long term financial sustainability of the authority, in appropriate detail so that members can properly assess the particular risks in this area.

4. Report Implications

4.1 Resources

There are no direct resource implications arising from this report.

4.2 Risk

The strategies outlined in this report are designed to maintain the effectiveness of the overall risk management arrangements for Treasury activity. Providing the limits outlined in the strategies are observed they will support the controls already in place in the Treasury Management Practices within which the treasury function operates.

The Prudential Indicators contained in Appendix 2 maintain the effectiveness of the overall risk management of Capital Investment and Treasury Management.

4.3 Single Midlothian Plan and Business Transformation

Themes addressed in this report:

- Community safety
- Adult health, care and housing
- Getting it right for every Midlothian child
- Improving opportunities in Midlothian
- Sustainable growth
- Business transformation and Best Value
- None of the above

4.4 Impact on Performance and Outcomes

The strategies to be adopted are an integral part of the corporate aim to achieve Best Value as they seek to minimise the cost of borrowing by exercising prudent debt management and investment. This in turn helps to ensure that the Council's capital expenditure is sustainable in revenue terms.

4.5 Adopting a Preventative Approach

The proposals in this report do not directly impact on the adoption of a preventative approach.

4.6 Involving Communities and Other Stakeholders

Although no external consultation has taken place, cognisance has been taken of professional advice obtained from Link Asset Services, the Council's appointed Treasury Consultants.

4.7 Ensuring Equalities

There are no equality issues arising from this report.

4.8 Supporting Sustainable Development

There are no sustainability issues arising from this report.

4.9 Digital Issues

There are no IT issues arising from this report.

5 Summary

The Treasury Management and Investment Strategies outlined in this document, and in the detailed document that has been placed in the Member's Library / uploaded to the Council's Committee Management System, have been formulated to comply with the revised Codes of Practice and relevant Regulations and provide the framework for achieving best value in the management of the Council's borrowing and investment portfolios.

6 Recommendations

It is recommended that the Council:-

- a) Approve the Treasury Management and Investment Strategy for the 2019/20 financial year, as detailed in Section 2 of this report;
- b) Approve the list of Permitted Investments outlined in Appendix 1;
- c) Adopt the Prudential Indicators contained in Appendix 2 of this report;
- d) Approve an adjustment to the Authorised Limit for Borrowing to £523.188 million (as shown in Section 3) if market conditions indicate that this is prudent;
- e) Note that the policy to repay loans fund advances made before 1 April 2016 will be to continue to use the 'Statutory annuity method';
- f) Note that the policy for the statutory repayment of loans fund advances made from 1 April 2016 will be to continue to use the 'Statutory annuity method' and that the current annuity rate applied is 3.10%;

- g) Note that work is continuing to take place regarding the Loans Fund Review and that an update to the 'Treasury Management and Investment Strategy 2019/20 & Prudential Indicators' will be presented in due course if required.

Date:- 18 January 2019

Report Contact:-

Name Gary Thomson

Tel No 0131 271 3230

E mail gary.thomson@midlothian.gov.uk

Background Papers:-

Appendix 1:- Permitted Investments

Appendix 2:- Prudential Indicators

Appendix 3:- Treasury Management & Annual Investment Strategy
Statement – 2019/20 Detailed – uploaded to Members Library
on the Committee Management System