

OFFICIAL



**POLICE
SCOTLAND**
Keeping people safe
POILEAS ALBA

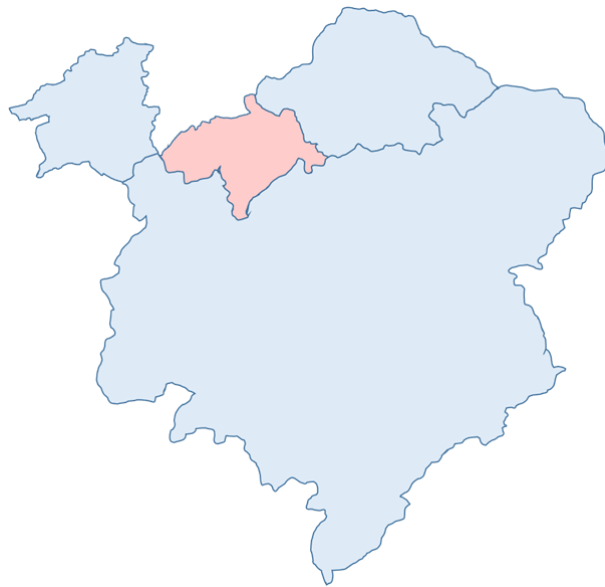
Police and Fire and Rescue Board

Monday 18 November 2024

Item No 5.1

Midlothian Area Command

The Lothians and Scottish Borders



Policy Development and Scrutiny Panel

Quarter 2 – 2024/2025

The data provided in this report is for information purposes only and is not official crime statistics. This report has been generated to allow Partnership Members to conduct their scrutiny responsibilities. Due to delayed reporting or recording of crimes, incidents or road accidents and the management of crime enquiries, there is likely to be differences between the information in this report and the final Police Scotland statistics. It would not be appropriate to refer to, quote or use any data in this report as official statistics.

OFFICIAL

OFFICIAL



Our Vision

Sustained excellence in service and protection.

Our Purpose

To improve the safety and wellbeing of people, places and communities in Scotland.

Our Values

Integrity, Fairness and Respect.

OFFICIAL

Contents of Report

| | |
|---|-------|
| Lothian and Scottish Borders Division Policing Priorities | 4 |
| Introduction | 5 |
| <i>Performance Summary Report</i> | 6 |
| <i>Executive Summary</i> | 7-8 |
| <i>Protecting the most vulnerable people</i> | |
| <i>Missing Persons</i> | 9 |
| <i>Domestic Abuse Incidents</i> | 10 |
| <i>Racially Aggravated Conduct</i> | 11 |
| <i>Crime (Group 2)</i> | 12-13 |
| <i>Drugs supply, Production & Cultivation</i> | 14 |
| <i>Reducing Violence and Antisocial Behaviour</i> | |
| <i>Crimes of Violence (Group 1)</i> | 15 |
| <i>Reducing Anti-Social Behaviour</i> | 16 |
| <i>Reducing Acquisitive Crime</i> | |
| <i>Dishonesty (Group 3)</i> | 17 |
| <i>Housebreaking</i> | 18 |
| <i>Improving Road Safety</i> | |
| <i>Road Safety</i> | 19-20 |
| <i>Tackling Serious & Organised Crime</i> | |
| <i>Tackling Serious & Organised Crime</i> | 21 |
| <i>Complaints About the Police</i> | 22 |
| <i>Midlothian CAT team – Q2 Update</i> | 23-29 |
| Appendix | |
| <i>Lothian and Scottish Borders Divisional Crime Overview</i> | 30-32 |
| <i>Midlothian Crime Overview</i> | 33-35 |

Lothian and Scottish Borders Division Policing Priorities

Your local policing priorities across THE LOTHIANS AND SCOTTISH BORDERS

Our vision
Policing for a safe, protected and resilient Scotland

Our values
Fairness, Integrity, Respect, Human Rights

Our purpose
Working in partnership for the safety and wellbeing of communities in the Lothians & Scottish Borders

Protecting the most vulnerable people

Reducing violence & anti-social behaviour

Reducing acquisitive crime

Improving road safety

Tackling serious & organised crime

Protect vulnerable people to prevent abuse, neglect & exploitation.

Implement a delivery model supporting a Violence Against Women & Girls Prevention Strategy.

Implement the National Missing Persons Framework for Scotland.

Proactively target domestic abuse offenders.

Develop partnership approaches to improve public confidence to report incidents of harm & abuse.

Work collaboratively to identify and target violent offenders.

Increase awareness of the impact of violence & antisocial behaviour.

Work in partnerships to reduce alcohol related criminality.

Collaborate to capture the under reporting of violence & explore preventative approaches (i.e. Navigator).

Develop night time economy plans with licensed premises & promote participation in 'Best Bar None'.

Focus on domestic housebreaking.

Raise awareness of current crime trends & prevention tactics.

Tackle emerging acquisitive crime patterns to identify & target prolific offenders.

Work to prevent acquisitive crime.

In partnership, maximise support for victims of acquisitive crime.

Work with Scottish Partnership Against Rural Crime (SPARC).

Use Police Scotland Youth Volunteers to deliver crime prevention information.

Collaborate on the engineering of the roads through our communities to improve road safety.

Detect offenders who disregard road traffic laws & endanger others.

Support partnership driver education programmes.

Raise awareness of the consequences of speeding, not wearing a seat belt, drink or drug driving & using a mobile phone while driving.

Work to divert people from becoming involved in serious & organised crime & using its products (drugs, counterfeit good etc).

Use social media to raise awareness and educate about human trafficking.

Work to prosecute those involved in serious organised crime, including online, 'cuckooing' & 'county lines'.

Maximise the disruption of serious organised crime groups.

Target the production, cultivation & supply of illegal drugs.

Police Scotland Strategic outcomes

- Threats to public safety and wellbeing are resolved by a proactive and responsive police service
- The needs of local communities are addressed through effective service delivery
- Public, communities and partners are engaged, involved and have confidence in policing
- Our people are supported through a positive working environment, enabling them to serve the public
- Police Scotland is sustainable, adaptable and prepared for future challenges

OFFICIAL

Introduction

Crimes and offences are grouped under recognised categories for statistical purposes. The Scottish Government defines these categories, as follows;

- Group 1 – Non Sexual Crimes of Violence
- Group 2 – Sexual Crimes
- Group 3 – Crimes of Dishonesty
- Group 4 – Damage and Reckless Behaviour
- Group 5 – Crimes against Society
- Group 6 – Antisocial Offences
- Group 7 – Miscellaneous Offences
- Group 8 – Road Traffic offences

Police Scotland publishes management information on an annual and quarterly basis by local authority and police division, as well as at a national level. These reports are produced to demonstrate Police Scotland's commitment to transparency. Police Scotland publishes all of these reports on the 'Our Performance' section of the Police Scotland website. The reports can be accessed here:

<http://www.scotland.police.uk/about-us/our-performance/>

The Midlothian Policing Plan uses the following Police performance indicators, and these have been mirrored in the Scrutiny Report to maintain parity of understanding:

1. Protecting the most vulnerable people
2. Reducing Violence and Antisocial Behaviour
3. Reducing acquisitive Crime
4. Improving road safety
5. Tackling Serious and Organised Crime

All figures quoted in this report are for the period April 2024 to September 2024 and are compared against the same reporting period from the previous year. Where figures are quoted on rate per 10,000 population, these are based on Midlothian's population of **94,680 in 2021** (Scottish Government figures, published April 2021).

Midlothian Performance Summary

Midlothian Performance Summary Report Reporting Period: Q2 April 2024 – September 2024

Protecting the most vulnerable people

Domestic Crimes
3.7%



22 more

Drug Supply
118%



Detection Rate

Reducing Violence and Antisocial Behaviour

Vandalism
-7.9 %



25 Less

Serious Assault
-2.5 %



23 reports

Reducing Acquisitive Crime

Crimes of Dishonesty
12.3%



107 more

All Housebreaking
-2.1 %



1 less

Improving Road Safety

Road Casualties



Zero
Fatalities

Executive Summary

Missing Person

During Q2 2024/25 21 Adults, 4 Cared for Adults, 37 Children and 5 Care Experienced Young Persons were reported as missing.

Domestic Abuse

By the end of Q2 2024/25 there were 623 incidents reported, an increase of 3.7% on the 5 Year Average. The number of reported Domestic Abuse crimes recoded (205 reports) is -13.9% fewer than the 5 year average of 238 reports. The percentage of domestic incidents that resulted in a crime report being submitted 32.9% represents a -6.7% decrease on the 5 year average.

Hate Crime

The 9 Hate Incidents recorded during Q2 2024/25 represent a -30.8% reduction compared to the 5 year average. During same period there have been 55 Hate Crimes recorded representing a 19.6% increase on the 5 year average. The Detection Rate for Hate Crimes at the end of Q2 2024/25 is 63.6%.

Sexual Crimes

During Q2 2024/25, reports of Rape / Attempted Rape rose by 147% compared to the 5 year average, and the Detection Rate is 53.2%. Reports of Sexual Assault during Q2 2024/25 are -3.9% below the 5 year average, and the detection rate is 56.4%. Q2 2024/25 reports of all Group 2 Sexual Crime within Midlothian had increased by 43.5% to 157 reports against a 5 year average of 109.4 reports.

Drugs Supply, Production and Cultivation

During Q2 2024/25 there were 17 Supply of Drugs offences recorded, with a detection rate of 111.8%. During Q2 2024/25 there were 102 Possession of Drugs offences recorded with a detection rate of 109%, representing a -36.6% reduction on the 5 year average.

Crimes Of Violence

During Q2 2024/25 there were 23 serious assaults within Midlothian which represents a -2.5% reduction on the 5 year average with a detection rate of 82.6%. There were 9 reported Robberies in Midlothian and the detection rate is 66.7%. There were 432 recorded Common Assaults in Midlothian and the detection rate is 66.4%. There were 39 assaults on Emergency Workers.

Reducing Anti-Social Behaviour

There were 361 ASB incidents reported to Police, reflecting a -11% reduction in this crime type compared to the five year average. A total of 301 Vandalism type offences were recorded, representing a -7.9% reduction compared to the 5 year average. The detection rate is 30.2%. A total of 32 Fire-raising type offences were recorded, representing a 37.9% increase compared to the 5 year average. The detection rate is 43.8%.

Dishonesty

A total of 979 overall Group 3 crimes (including housebreaking crimes) have been recorded within Midlothian. This figure represents 107 more or 12.3% increase compared to the 5 year average. The detection rate is 32.4%.

Housebreaking

A total of 26 reports of Theft Housebreaking to Non Dwellings were recorded with a detection rate of 26.9%. A total of 17 reports of Theft Housebreaking to Businesses were recorded with a detection rate of 70.6%.

Road Safety

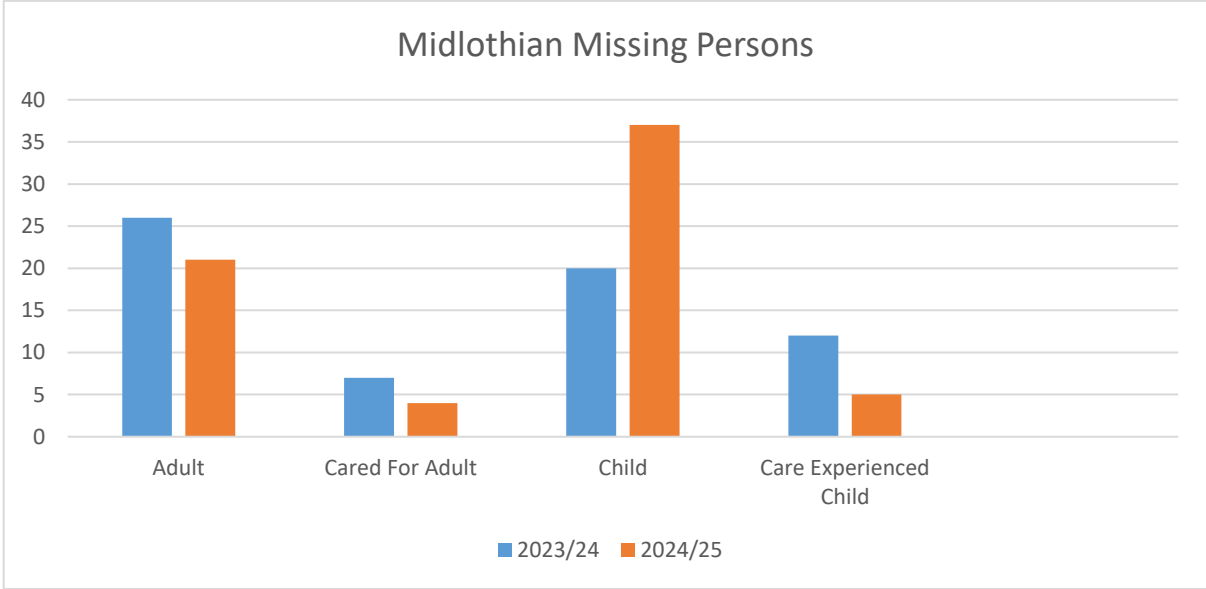
There have been 3 more casualties (Fatal, Serious, and Minor) recorded within Midlothian than the previous Q2 2023/24 return. This represents a 6.25% increase in the total number of casualties on Midlothian roads casualties on Midlothian roads, however this increase is attributable to an increase in reported Minor injuries alone. There have been zero fatalities within Midlothian during Q2 2024/25.

Tackling Serious Organised Crime

Continued efforts to disrupt organised crime groups by targeting drugs supply offences, gathering intelligence and generating enforcement opportunities.

| | |
|---|------------------------|
| Protecting the most vulnerable people. | Missing Persons |
|---|------------------------|

The Lothians & Scottish Borders (J) Division and the communities of Midlothian recognise that protecting people, particularly those considered vulnerable, is a policing priority. Within the remit of protecting people is the work and investigations carried out to trace people who are reported missing.



| | Adult | Cared For Adult | Child | Care Experienced Child |
|------------|-------|-----------------|-------|------------------------|
| Q2 2023/24 | 26 | 7 | 20 | 12 |
| Q2 2024/25 | 21 | 4 | 37 | 5 |
| Change | -5 | -3 | +17 | -7 |

During Q2 2024/25 21 Adults, 4 Cared for Adults, 37 Children and 5 Care Experienced Young Persons were reported as missing. We continue to work with partners to support individuals where a risk is identified.

In total there were 17 reports made to police during Q2 compared to the previous Q1 2023/2024 period, which is a trend observed annually reflecting the school summer holiday period and optimal summer weather.

As previously highlighted these types of enquiries often place significant resource and financial pressure on Local Policing resilience. I would stress that the number and type of police resources deployed to a locate a person reported as ‘missing’ varies on a report by report basis and according to any Threat, Risk or Harm posed.

Recognising the vulnerability associated with missing people, particularly those that are young or suffering from mental health challenges, Police Scotland has adopted a rigorous investigation structure and management approach to incidents involving missing people.

| | |
|---|---------------------------------|
| Protecting the most vulnerable people. | Domestic Abuse Incidents |
|---|---------------------------------|

| | 5 year average | Q2 2024/25 | % Change from 5 year average |
|---|----------------|------------|------------------------------|
| Number of Domestic Abuse Incidents | 601 | 623 | 3.7% |
| Total Crimes and offences in domestic abuse incidents | 238 | 205 | -13.9% |
| Percentage of Domestic Incidents that result in a crime | 39.6 | 32.9 | -6.7% |
| Total crimes and offences detection rate | 193 | 245 | 26.9% |
| Total Detections for Domestic Bail Offences | 30 | 32 | 6.7% |

Domestic Abuse is a priority for Police Scotland and for all Midlothian Officers. By the end of Q2 2024/25 there were 623 incidents reported, an increase of 3.7% on the 5 Year Average.

The number of reported Domestic Abuse crimes recoded (205 reports) is -13.9% fewer than the 5 year average of 238 reports.

The percentage of domestic incidents that resulted in a crime report being submitted 32.9% represents a -6.7% decrease on the 5 year average. This statistic documents a continued sureness to contact Police at an early stage in disagreements which ultimately do not result in criminality. This trend supports the assumption of increased confidence in seeking support from police and third-party services.

Midlothian Police remain committed to targeting violence against women and girls, demonstrated by a detection rate for domestic crimes and offences during Q2 2024/25 of 26.9%.

The Domestic Abuse Investigation Unit continue to pro-actively target domestic abuse perpetrators through various investigative tools. This includes wider pro-active investigations into historical perpetrator abuse through identification of previous partners and offending and multi-agency partnership working to address and mitigate risk to vulnerable victims and their families throughout all our communities.

Later this month Midlothian Police will be participating in the '16 Days of Activism to end Violence Against Women and Girls in East Lothian and Midlothian'. As part of this campaign police will be support the Calendar of Events to spotlight awareness.

| | |
|--|------------|
| Protecting the most vulnerable people. | Hate Crime |
|--|------------|

| Midlothian | | | |
|---------------------------|----------------|------------|------------------------------|
| | 5 year average | Q2 2024/25 | % change from 5 year average |
| Hate Incidents | 13 | 9 | -30.8% |
| Hate Crimes | 46 | 55 | 19.6 |
| Hate Crime Detection Rate | 63 | 63.6 | 0.6% |

Please note that in respect of recorded Hate Crimes, this section references;

- Criminal Law Consolidation 1995 S50a(1)(B)&(5)Cause Distress & Alarm
- Racially Aggravated Harassment (Criminal Law (Consolidation) (S) Act 1995 S50a(1)(A)) Racist Conduct
- Hate Crime and Public order (Scotland) Act 2021

Official Hate Crime statistics include all crime types which have a Hate Crime aggravator added to the crime. The aggravators are Disability, Race, Religion, Sexual Orientation and Transgender Identity with further aggravators of Age and Variations in Sex Characteristics under the new legislation.

Due to the new Hate Crime and Public Order (Scotland) Act 2021 coming into effect on the 1st of April 2024, a new training package has been developed to include the new legislation. This training package has now been offered to all current third-party reporting centres.

- The 9 Hate Incidents recorded during Q2 2024/25 represent a -30.8% reduction compared to the 5 year average.
- During same period there have been 55 Hate Crimes recorded representing a 19.6% increase on the 5 year average.
- The Detection Rate for Hate Crimes at the end of Q2 2024/25 is 63.6%, which is marginally up on the 5 year average, but also represents a 7% improvement of the Q1 rate of 56.6%.

Midlothian Police continue to work with partners to encourage the reporting of Hate Crimes. All crimes are reviewed by the Community Policing Inspector to ensure all investigative opportunities are identified and progressed.

Hate has no place in society and Midlothian police will actively pursue offenders and report criminality where evidence supports this.

| | |
|---|--------------------------------|
| Protecting the most vulnerable people. | Sexual Crimes (Group 2) |
|---|--------------------------------|

| Crime Type | 5 year average | Q2 2024/25 | % Change from 5 yr average | % Detection |
|----------------------|----------------|------------|----------------------------|-------------|
| Group 2 | 109.4 | 157 | 43.5% | 49.7% |
| Rape/Attempt rape | 19 | 47 | 147% | 53.2% |
| Sexual Assault | 40.6 | 39 | -3.9% | 56.4% |
| Other Group 2 crimes | 8.4 | 17 | 102.4% | 41.2% |

Tackling serious criminality is a top priority for Midlothian officers. We focus on rape and sexual crime to build public confidence in reporting

During Q2 2024/25, reports of rape / attempted rape rose by 147% compared to the 5 year average. Due to the sensitive nature of these crimes, we do not comment on specific incidents. Many cases are linked to domestic abuse and as previously highlighted, the majority of reports in Midlothian are ‘historical’ in nature ranging back to 1994.

The significant increase in reports supports the assumption of increased confidence in seeking support from police and third-party services. All investigations into rape and attempted rape are overseen by a Detective Inspector, ensuring thorough inquiries that are carefully scrutinised through peer review to maintain high standards of investigation. The Q2 2024/25 Detection Rate for Rape / Attempt Rape is 53.2%.

Reports of Sexual Assault during Q2 2024/25 are -3.9% below the 5 year average, and the detection rate is 56.4%.

By the end of Q2 2024/25 reports of all Group 2 Sexual Crime within Midlothian had increased by 43.5% to 157 reports against a 5 year average of 109.4 reports.

On Monday 28th October 2024, Police Scotland's new ‘THAT GUY’ sexual crime prevention campaign launched targeting men aged between 18 – 35 years, encouraging men to intervene and to stop a friend potentially committing a sexual offence.

The latest campaign launches at a time when reports of sexual crime continue to increase nationally. Between 1 April 2024 and end of September 2024 (quarters 1 and 2, 2024 – 25), 1,400 rapes were reported to Police Scotland nationally, an increase of 19.5 per cent on the same period in 2023-24.

Nearly 7,600 sexual crimes were reported in total, an increase of 3.2 per cent on the same period in 2023-24. Of those, nearly one quarter were reports of non-recent offences (1,829).

This increased reporting indicates increased confidence in victims coming forward, as police work with partners, to improve our response to reports of sexual crimes, which have a devastating impact on victims.

OFFICIAL

Our message is clear: Women and girls should be able to live their lives free from all forms of violence, abuse, harassment and exploitation. We want to prevent sexual crime, by tackling behaviours that demean, minimise and brutalise women.

Prevention sits with all of us, but men need to take responsibility for their behaviour and stop sexual offending before it starts and the latest THAT GUY campaign continues the theme of supporting men to reflect on their own, their friends and relatives, behaviour towards women.

The campaign includes a new podcast series featuring five episodes of frank conversations about the attitudes and behaviours that puts women at risk of sexual violence and men at risk of offending by exploring topics like football, social media, and relationships, signposting how guys can make a positive difference by speaking up and stepping in.

The podcast series will be available on the 'That Guy' YouTube channel and Spotify. Links to both sites are as follows

<https://youtube.com/@thatguyscotland7342?feature=shared>

and

<https://open.spotify.com/show/0etMfCVLCKdYIzXNjYelz5>

In November Police Scotland is supporting 'Project Fearless' facilitate 2 free online training webinars raising awareness of Sextortion which is a form of online blackmail. Criminals threaten to share nude or semi-nude photographs of their victim (often to the victim's personal contacts on social media) if money is not paid or if the victim does not comply with some other harmful demand.

This short training session is for adults who work with young people in Scotland and will explore:

- what sextortion is
- ways to prevent and spot the signs of sextortion
- what young people should do if they become a victim of sextortion
- Fearless' national sextortion campaign and what resources are available to equip young people with more information about the crime

These free 1 hour long training sessions are taking place on Wednesday 20th November 2024 (1800-1900 hours) and Thursday 21st November 2024 (1300-1400 hours) and tickets can be booked via the following hyperlink: <https://www.eventbrite.co.uk/e/fearless-scotland-raising-awareness-of-sex-tortion-tickets-1053144787409>

| | | | | |
|---|--|--|--|--|
| Protecting the most vulnerable people. | Drug Supply, Production & Cultivation | | | |
|---|--|--|--|--|

| Drugs Supply | 5 year average | Q2 2024/25 | % Change from 5 yr average | % Detection |
|---|----------------|------------|----------------------------|-------------|
| Drugs Supply (including possession with intent) | 21.2 | 17 | -19.8% | 111.8% |

Police continue to focus on those who bring harm to our communities, and particularly those who are involved in drugs supply, cultivation/production and the sale of Class A (such Heroin or Cocaine) and Class C (such Valium or Xanax) drugs, as it has been identified that these have led to an increase in drug related deaths.

We recognise the national Drugs Deaths statistics in Scotland and are committed to targeting drug dealers, whilst working in partnership along with the Midlothian and East Lothian Drugs Partnership (MELDAP).

During Q2 2024/25 there were 17 Supply of Drugs offences recorded, with a detection rate of 111.8%, representing the number of outstanding enquiries from previous quarters that have now undertaken forensic analysis and have been subsequently solved.

During Q2 2024/25 there were 102 Possession of Drugs offences recorded with a detection rate of 109%, representing a -36.6% reduction on the 5 year average.

House searches under warrant have continued and have been successful in recovering drugs, cash and weapons. A number of reports have been submitted and details are contained within the circulated monthly reports. These searches do rely on a steady flow of intelligence from the community, as well as proactivity by the MCAT's and wider policing teams.

MCAT officers continue to utilise stop and search powers where appropriate to conduct searches on individuals for controlled substances, weapons, and stolen property. Warrant applications for properties are regularly submitted based on intelligence gathered with several warrants executed by MCAT during the quarter, resulting in significant seizures of varying classes of drugs, including cannabis cultivations with 246 plants with an estimated value of £120,000 recovered. A further £40,000 in cash and silver was also seized from another property linked to the supply of controlled substances.

Police continue to develop drugs intelligence from the local community. Drugs enforcement requires information from sources to build a picture and fill in the pieces of the jigsaw. We rely upon community intelligence, and encourage reporting direct to police by phone, online, in person, via remote reporting sites and / or anonymously through Crimestoppers (0800 555111).

| | |
|---|-------------------------------------|
| Reducing Violence and Antisocial Behaviour | Crimes of Violence (Group 1) |
|---|-------------------------------------|

| Crime Type | 5 year average | Q2 2024/25 | % Change from 5 yr average | Q2 2024/25 Detection Rate |
|-------------------|-----------------------|-------------------|-----------------------------------|----------------------------------|
| Group 1 | 524.2 | 561 | 7% | 67.9% |
| Serious Assault | 23.6 | 23 | -2.5% | 82.6% |
| Robbery | 9.8 | 9 | -8.2% | 66.7% |
| Common Assault | 405.8 | 432 | 6.5% | 66.4% |

Please note that with the introduction of Changes to Recorded Crime Groups, Common Assault is now included within Group 1, where previously this was not, resulting in anticipated increase in YTD data compared to LYTD.

Reducing violence and the impact on our communities is a priority for The Police Service of Scotland and within Midlothian we work with partners to reduce the circumstances that can lead to violence while endeavouring to identify and arrest perpetrators as swiftly as possible.

All Serious Assaults and Robberies are investigated by the Criminal Investigation Department and solvency for these offences remains high within Midlothian.

During Q2 2024/25 there were 23 serious assaults within Midlothian which represents a -2.5% reduction on the 5 year average. The detection rate is 82.6%, which is a 15.9% increase on the Q1 detection rate and remains considerably above the wider Divisional detection rate of 76.9%.

During Q2 2024/25 there were 9 reported Robberies in Midlothian, this is a -8.2% reduction on the 5 year average. The detection rate is 66.7%, which is a 16.7% increase on the Q1 detection rate.

During Q2 2024/25 there were 432 recorded Common Assaults in Midlothian presenting an 6.5% increase on the 5 Year average (26 more). The detection rate is 66.4% and remains well above the wider Divisional detection rate of 58.3%.

There were 39 assaults on Emergency Workers during Q2 2024/25 reflecting a 3.7% increase on the 5 year average. I remind that any assault on an Emergency Worker is unacceptable, it is clear that aggressive or threatening behaviour or verbal abuse against Police Scotland or other Emergency Services personnel is simply not part of their duties.

OFFICIAL

| Reducing Violence and Antisocial Behaviour | Reducing Antisocial Behaviour | | | |
|--|-------------------------------|--|--|--|
|--|-------------------------------|--|--|--|

| Indicator | 5 year average | Q2 2024/25 | % Change from 5 year average | Q2 2024/25 Detection Rate |
|--|----------------|------------|------------------------------|---------------------------|
| Antisocial Behaviour Incidents | 405.8 | 361 | -11% | |
| Vandalism (Including Malicious Mischief) | 326.8 | 301 | -7.9% | 30.2% |
| Fire-raising | 23.2 | 32 | 37.9% | 43.8% |
| S38 CJ&L(S) A 2010 | 365.6 | 311 | -14.9% | 73% |

We continue to tackle Anti-Social Behaviour in its various forms with our partners. Police, CLLE and voluntary partners, have continued high-visibility patrols in ASB hotspots to deter any youth disorder, whilst providing reassurance to local businesses.

Throughout Q2 2024/25, there were 361 ASB incidents reported to Police, reflecting a -11% reduction in this crime type within Midlothian compared to the five year average.

During Q2 2024/25 a total of 301 Vandalism type offences were recorded, representing a -7.9% reduction compared to the 5 year average. The detection rate is 30.2%.

During Q2 2024/25 a total of 32 Fire-raising type offences were recorded, representing a 37.9% increase compared to the 5 year average. The detection rate is 43.8%, and remains considerably above the wider Divisional detection rate of 26.5%

During Q3 2023/24 a total of 311 Breach of Peace type offences were recorded, representing a -14.9% reduction compared to the 5 year average. The detection rate is 73%.

During the school summer holiday period, MCAT officers participated in 'Operation RAC' a Division wide initiative to address shoplifting and youth based anti-social behaviour via high visibility foot and vehicle patrols in Straiton retail park and Dalkeith town centre.

Frequent patrols were similarly completed in communities located within near vicinity to a number of pop-up traveller encampments in the Gorebridge and Dalkeith areas, engaging with those individuals camping at these sites whilst providing reassurance the local community, and supporting Local Authority Partners.

Following incidents of anti-social behaviour in Dalkeith Town Centre and surrounding park lands, MCAT deployed in varying ways to identify and tackle this issue. As a result, a number of youths have been reported for various offences.

| | |
|-----------------------------------|-----------------------------|
| Reducing Acquisitive Crime | Dishonesty (group 3) |
|-----------------------------------|-----------------------------|

| Crime Type | 5 year average | Q2 2024/25 | % Change from 5 year average | Q2 2024/25 Detection Rate |
|-------------------|-----------------------|-------------------|-------------------------------------|----------------------------------|
| Total Group 3 | 872 | 979 | 12.3% | 32.4% |

Given the wide range of 'Acquisitive Crimes' this priority is covered in 2 sections within this report:

- Dishonesty (covered in this section)
- Housebreaking (covered in next section)

Dealing with Acquisitive Crime to protect people by reducing the impacts of theft on individuals and communities remains a priority.

During Q2 2024/25, a total of 979 overall Group 3 crimes (including housebreaking crimes) have been recorded within Midlothian. This figure represents 107 more or 12.3% increase compared to the 5 year average.

During Q2 2024/25 the detection rate was 32.4% and remains above the wider Divisional detection rate of 28.6%.

Common Theft and Theft by Shoplifting remain the volume crimes under the Dishonesty heading, accounting for 587 out of the 979 crimes of dishonesty for Q2. Fraud, in particular online crimes, and attempts to obtain money via phone scams remains an ongoing issue, with reported incidents 23.9% above the 5 year average. We continue to push out preventative messages both locally and in support of national campaigns in an effort to continue to reduce the number of victims.

| | |
|-----------------------------------|----------------------|
| Reducing Acquisitive Crime | Housebreaking |
|-----------------------------------|----------------------|

| Crime Type* | 5 year average | Q2 2024/25 | % Change from 5 year average | Q2 2024/25 Detection Rate |
|----------------------------------|----------------|------------|------------------------------|---------------------------|
| Dwelling HB | 37.8 | 37 | -2.1% | 56.8% |
| Non Dwelling (Sheds, garages) HB | 40.6 | 26 | -36% | 26.9% |
| Other (Business) HB | 27.6 | 17 | -38.4% | 70.6% |

*All crime types include attempt thefts.

During Q2 2024/25, a total of 37 reports of Theft Housebreaking (including attempts) were recorded. This figure represents a -2.1% reduction on the 5 year average.

Recognising the harm and concern Housebreaking generates within communities throughout Midlothian, Midlothian Police are committed to targeting those responsible for carrying out this crime. Similar to our approach to Domestic Violence, during Q2 2024/25 I have maintained a dedicated Midlothian Housebreaking Investigation Team with a detection rate of 56.8%, which compares positively to the wider Divisional detection rate of 34.8%.

During Q2 2024/25, a total of 26 reports of Theft Housebreaking to No Dwellings were recorded. This figure represents a -36% reduction on the 5 year average. The detection rate is 26.9% compared to the wider detection rate of 12.9%.

During Q2 2024/25, a total of 17 reports of Theft Housebreaking to Businesses were recorded. This figure represents a significant -38.4% reduction on the 5 year average. The detection rate is 70.6% compared to the wider detection rate of 27.1%.

MCAT officers continue to Prevent / Deter / Disrupt further Serious & Organised Crime activity with daily bail checks, tasked patrolling and dedicated operations at weekends. As Summer and Autumn progressed through Q2, we reminded residents to secure their homes and vehicles during holiday periods. Using social media messaging to highlight the importance of home security, ensuring that locks on windows and doors are functional, storing valuables out of sight, consider installing outdoor lights, high-quality CCTV, and monitored alarm systems. By promoting these safety measures, we aim to help residents protect their properties and valuables.

OFFICIAL

| | |
|------------------------------|------------------------|
| Improving road safety | Road Casualties |
|------------------------------|------------------------|

| | Q2 2023/24 | Q2 2024/25 | % Change |
|--------------------------------------|------------|------------|----------|
| Fatal | 1 | 0 | -100% |
| Serious | 21 | 15 | -29% |
| Slight | 26 | 36 | 38% |
| Total | 48 | 51 | 6.25% |
| Children (aged<16) Killed | 0 | 0 | - |
| Children (aged<16) Seriously Injured | 0 | 0 | - |

| Road Traffic Offences | 5 year average | Q2 2024/25 | % Change from 5 year average |
|---------------------------------|----------------|------------|------------------------------|
| Dangerous driving offences | 29 | 35 | 20.7% |
| Driving carelessly | 62 | 60 | -3.2% |
| Speeding offences | 23.2 | 50 | 115.5% |
| Unlawful use of a motor vehicle | 254.8 | 293 | 15% |
| Seat Belt offences | 11.4 | 38 | 233% |
| Mobile Phone offences | 19.4 | 46 | 137.1% |
| Driving under the influence | 60.6 | 74 | 22.1% |

Throughout Q2 2024/25 there have been 3 more casualties (Fatal, Serious, and Minor) recorded within Midlothian than the previous Q2 2023/24 return. This represents a 6.25% increase in the total number of casualties on Midlothian roads, however this increase is attributable to an increase in reported Minor injuries alone.

I am pleased to report that there have been zero fatalities within Midlothian during the 2024/25 FY, representing a 100% improvement on last year's Q2 report.

During Q2 2024/25, there have been 15 people Seriously Injured, reflecting a -29% decrease (6 fewer incidents) on same period last year.

OFFICIAL

During Q2 2024/25 the number of Children Seriously Injured was zero.

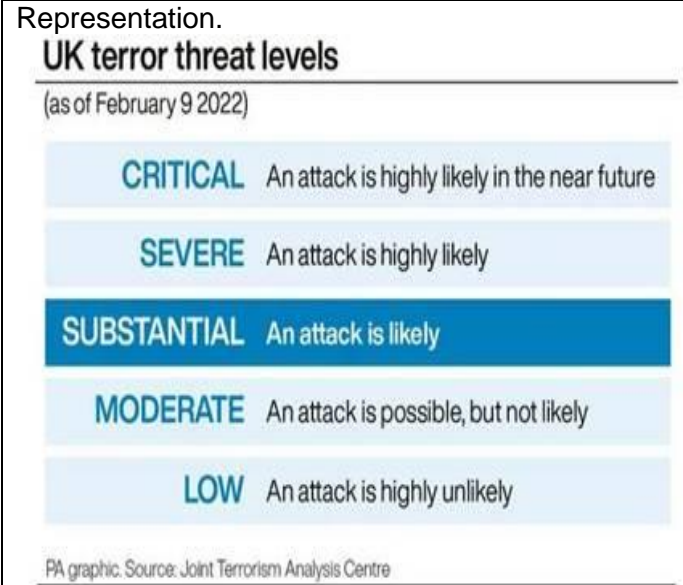
Recognising the concerning increase throughout Scotland in fatalities involving motorcyclists, Midlothian Community Action and Local Policing Teams supported specialist Road Policing operations seeking to engage and remind motorcyclists to ride within their limitations and not take unnecessary risks. These deployments proved tremendously successful with positive engagement and high visibility the key aim.

During Q2 MCAT officers continued to conduct high visibility patrols regarding off-road motorbikes as well as carrying out proactive vehicle stops on a regular basis. 7 fixed penalty notices for No MOT were issued as a result of these stops.

Static Road Checks have also been carried out across all wards throughout the quarter and reported back to Community Councils.

Due to complaints from local communities, Speed Gun Checks were completed in Newlandrig and Dewarton. 20 vehicles were stopped and provided with corrective advice regarding their driving with further checks planned.

A Safe Cycle initiative was conducted by MCAT, using special Constables to boost resources. Cycle paths and public roads were the area of focus, and the initiative led to positive engagement with families/bike riders/other road users and resulted in the seizure of a stolen motorbike.



The UK National Threat Level is **SUBSTANTIAL: an attack is likely.**

On Wednesday, 9 February 2022, the Home Secretary announced that the UK’s Terrorist Threat Level has been lowered from Severe to Substantial.

Assistant Chief Constable Mark Williams said: “At this time there is nothing to suggest that there is any specific threat to Scotland. However, I would remind the people of Scotland that they should remain vigilant and report any suspicious activity to Police Scotland.”

Midlothian continue to work closely with partner agencies to actively target “County Lines” nominals that use Midlothian as a base to distribute drugs throughout our community.

Our Counter Terrorism officers recently circulated Staying safe during a weapons of firearms attack on Stay Safe – Weapons and firearms attack | ProtectUK which is sent regularly via Mult Agency and WLC Contest Groups.

OFFICIAL

| Complaints | Executive Summary |
|------------|-------------------|
|------------|-------------------|

| Total Complaint Cases Received | | | Total Number of Allegations Received | | |
|--------------------------------|------|----------|--------------------------------------|------|----------|
| YTD | LYTD | % CHANGE | YTD | LYTD | % CHANGE |
| 49 | 50 | -2.0% | 74 | 92 | -19.6% |

The breakdown above details the total number of Complaints about the Police, received in relation to the Midlothian area command as at 30th September. The breakdown below provides further detail on the Allegation Category and Type. As can be seen there has been a -2% decrease in the overall number of Complaints about the Police when comparing LYTD and YTD.

| Area | Allegation Category and Type | LYTD | YTD | % change |
|---------------------------|-----------------------------------|------|-----|----------|
| Midlothian Council | On Duty - TOTAL | 43 | 52 | -17.3% |
| | Assault | 3 | 3 | 0.0% |
| | Discriminatory Behaviour | 1 | 2 | -50.0% |
| | Excessive Force | 5 | 2 | 150.0% |
| | Incivility | 9 | 8 | 12.5% |
| | Irregularity in Procedure | 15 | 34 | -55.9% |
| | Neglect of Duty | 5 | 0 | x |
| | Other – Criminal | 3 | 1 | 200.0% |
| | Other - Non Criminal | 1 | 1 | 0.0% |
| | Traffic Irregularity/Offence | 1 | 1 | 0.0% |
| | Quality Of Service - TOTAL | 31 | 40 | -22.5% |
| | Policy/Procedure | 7 | 7 | 0.0% |
| | Service Delivery | 8 | 13 | -38.5% |
| | Service Outcome | 16 | 20 | -20.0% |

More than ever the Police are responding to people in crisis. Currently under 20% of calls made to Police Scotland result in a crime being recorded; our traditional role has been replaced with a significant increase in needing to respond to 'Concern For Person' calls. Police therefore need the skills and confidence to practically engage and communicate with people in states of heightened distress. Recognising this trend Police Scotland recently introduced new 'Act Don't React' training.

This is a tailored program of training underpinned by behavioural science research that teaches us to understand how and why we react to certain situations, how to recognise this and how to intervene to regain control of our behaviour. We will learn how to engage and communicate with members of the public and colleagues, so that all of our interactions can reach their best outcome in order to keep everyone safe and increase trust in Policing.

Midlothian CAT team – Q2 Update

Activities

- **High Visibility Patrolling:** *the provision of community support and reassurance by undertaking high visibility vehicle, foot and cycle patrols focusing on identified antisocial behaviour issues.*

Throughout Q2 MCAT officers have continued to carry out mobile, foot and quadbike patrols around the Midlothian area with a view to proactively identifying offences and reducing antisocial behaviour. Particular focus has been directed towards youth disorder.

Q2 incorporated school holidays and as such MCAT made specific efforts to maintain a presence in those areas traditionally associated with youth disorder. Direct engagement with youths at these sites has been made wherever possible to prevent and deter antisocial behavior.

Op RAC is currently underway with MCAT assisting alongside other community officers in carrying out high visibility foot and vehicle patrols in Straiton retail park and Dalkeith town center specifically targeting shoplifting and youth antisocial behavior.

Regular patrols were also carried out in the vicinity of the traveler encampments in Gorebridge and Dalkeith to engage with those individuals residing within and provide a presence in order to reassure the local community.

Following incidents of anti-social behavior in Dalkeith Town Centre and surrounding park lands, MCAT deployed in varying ways to identify and tackle this issue. Charges were brought against several youths for various offenses and reports submitted to the relevant justice department.

MCAT continue to provide reassurance to our minority groups in the area also, regularly visiting and carrying out hi vis patrols of local mosques and displaced persons accommodation.

Following a high-profile incident in Dalkeith, MCAT officers deployed for two weeks to provide high visibility reassurance to the public.

- **Recidivist Offenders:** *intelligence led focus on individuals known to engage in antisocial behaviour, drugs use/supply and persistent alcohol abuse, with specific attention being given to persons subject to ASBOs and judicial bails (including curfews).*

During Q2 MDA and GE search warrants were executed at several addresses throughout the county.

This resulted in significant seizures of varying classes of drugs, including cannabis cultivations with 246 plants with an estimated value of £120,000 recovered.

£40000 in cash and silver was also seized from another property linked to the supply of controlled substances.

OFFICIAL

Another two warrants were executed in respect of MDA offences and Stolen Property. 7.6g of Cannabis, two offensive weapons and supply related items were recovered from an address.

MCAT assisted in the execution of a Stolen Property warrant in E Division following a robbery at Straiton Pond, Midlothian. Stolen property was recovered, and two individuals arrested by MCAT officers.

Proactive stop and search activities yielded 16 further positive drug recoveries of Class A and B substances.

The overall value of drugs recoveries in Q2 totaled:

Class B: £120,215

Class A: £60

Q2 saw MCAT officers progress varying leads of intel. Craving and executing warrants in relation to this intel is a fundamental part of MCAT's role and Q2 saw great success in relation to warrant executions.

MCAT maintained a strong focus on those individuals with warrants in Q2 and 32 Live warrants were successfully dealt with presenting the individuals at court.

A number of nominals remain on G4s monitored electronic tag. MCAT liaise with G4S in the monitoring of these individuals and submit reports in relation to any breaches identified.

Bail checks continued with a total of 68 compliant checks made and 2 failures resulting in the offenders being reported accordingly for breaching bail curfew.

MCAT were involved in an intelligence led vehicle stop of traveling Broxburn football fans for a Scottish Cup tie at Dalkeith Thistle. This stop resulted in the seizure of pyrotechnics and x13 wraps of cocaine.

| | |
|------------------------------|----|
| Bail Curfew Check COMPLIANT | 68 |
| Bail Curfew Check FAILED | 22 |
| Arrest on warrant | 32 |
| Search Person MDA Positive | 16 |
| Search Person MDA Negative | 25 |
| Search Property MDA Positive | 16 |
| Search Property MDA Negative | 5 |
| Search Weapons Positive | 1 |
| Search Weapons Negative | 0 |

OFFICIAL

| | |
|---------------------------------|---|
| Search Stolen Property Positive | 0 |
| Search Stolen Property Negative | 0 |

- **Youth Engagement:** *actively engage with youths and foster a positive image of the police and their local communities. Act as primary first responders to youth calls, disrupt antisocial behaviour and enforce appropriate legislation firmly but fairly. Maximise alcohol seizures. Engage with partners and CBO colleagues to identify appropriate support and diversionary activities.*

During Q2, MCAT attended 58 youth incidents across Midlothian. This is an increase on the previous quarter and coincides with the school holidays. Antisocial behavior amongst youths in general has remained at a similar level, however those groups involved are noted to frequently contain the same individuals.

Engagement has been undertaken with parents and in cases when crimes have been identified VPDs have been submitted as appropriate. The resumption of the school year saw MCAT engagement with the schools these individuals attend, to educate and engage with the youths involved.

MCAT deployed in plain clothes as a way of tackling specific problem areas and as a result, 10 alcohol seizures were made with over 23 litres of alcohol taken from youths, including wines and spirits. This type of proactive approach to youth anti-social behavior often prevents further incidents being reported.

MCAT continue to listen to our community feedback and dispersal of youths from hot spots continued through Q2, which was well received by local business and homeowners.

| | |
|---------------------------------|----|
| Youth Calls Attended | 58 |
| Alcohol Seizures | 10 |
| Children At Risk VPDs Submitted | 3 |

- **Licensed Premises:** *monitor licensed premises activity and act as first responders to antisocial behavior related incidents whenever possible.*

Midlothian Licensed premises continued to be monitored by MCAT officers with random visits conducted throughout Q2.

No issues were identified in licenses premises during the month of July.

All issues identified in relation to cooperation with Police has been dealt with by way of the relevant engagement with our licensing department.

OFFICIAL

There is an intel picture around drug misuse and MCAT regularly deploy in the vicinity, carrying out pro-active stop and searches. MCAT also carry out plain clothes patrols in relation to this to further enhance the drugs picture in Midlothian.

Most license premise checks took place at weekends, with licensees being spoken with and the ensuring of appropriate staffing and measures being taken to run without issue.

| | |
|-----------------------|----|
| LP Visit Public House | 19 |
| LP Visit Off Sales | 6 |

- **Support Partners & Colleagues:** *engage with community partners to work together towards the vision and promote joint patrolling. Support divisional colleagues by acting as first responders to antisocial behaviour related incidents that are occurring in real time whenever possible. Instigate and contribute to operations and initiatives linked to the core vision.*

Following reports of “ultras” setting of pyrotechnics at a football match in west Lothian MCAT officers deployed at the Dalkeith Thistle vs Edinburgh City football match. Positive engagement undertaken with the youths involved, as well as with the club officials and fans. Following the match officers maintained a presence within the area, escorting the youths from the area and immediately quelling the beginnings of antisocial behavior. One youth was identified as being in possession of a flare and charged accordingly.

Officers have attended at several incidents at the request of SAS and SFRS personnel, providing support and protection where required. In relation to the increase in fire raisings MCAT has begun drawing up an operation to address these and will be further liaising with SFRS throughout.

As always, when MCAT are on duty, they are the first responders to all anti-social behavior calls in Midlothian. This alleviates pressure on response policing and allows MCAT to build a picture of who/when/where issues are arising. From these, pro-active patrols play a significant role in tackling issues before they arise. Q2 saw impressive results in relation to dealing with issues before they developed into more significant problems.

During Q2 there was opportunity to link in with partners at a local Gala Days/Fair whereby MCAT attended with quads, providing demonstrations, and engaging positively with the public and alongside partner agencies, including SFRS & SAS.

MCAT continued throughout Q2 to deploy on quad bikes, engaging with local farmers, conducting initiatives in relation to rural crime.

| | |
|------------------------------|---|
| Joint Activity NHS/SAS | 0 |
| Joint Activity Local Council | 0 |

OFFICIAL

| | |
|-----------------------------|---|
| Joint Activity SFRS | 1 |
| Joint Activity Public Event | 2 |

- **Road Safety:** *tackle antisocial vehicle use, giving specific attention to inconsiderate vehicle use on the Midlothian road network and the illegal use of off-road motorcycles. Maximise the appropriate use of ASBO warnings and vehicle seizures.*

In Q2 MCAT officers continued to conduct high visibility patrols regarding off-road motorbikes as well as carrying out proactive vehicle stops on a regular basis. 7 fixed penalty notices for No MOT were issued as a result of these stops.

Static Road Checks have also been carried out across all wards throughout the quarter.

Due to complaints from locals, Speed Gun Checks were conducted in Newlandrig and Dewarton. 20 vehicles were stopped and provided with corrective advice regarding their driving with further checks planned.

In Q2 two separate Motorcycle Road Safety initiatives were led by Midlothian Police and conducted by MCAT and Roads Policing, also incorporating resources from the Scottish Borders. This was a tremendous success with positive engagement and high visibility the key aim.

A Safe Cycle initiative was conducted by MCAT, using special Constables to boost resources. Cycle paths and public roads were the area of focus, and the initiative led to positive engagement with families/bike riders/other road users and resulted in the seizure of a stolen motorbike.

Q2 saw three vehicle seizures made for vehicles with no insurance, one arrest for drink driving and two arrests for drug driving, as well as one vehicle issued with an ASBO warning.

Due to complaints from locals and direct requests from council officials, Speed Gun Checks were conducted across several wards. A multitude of vehicles were stopped and provided with corrective advice regarding their driving with further checks planned.

| | |
|----------------------------------|----|
| Static Road Checks | 18 |
| Fixed Penalty Tickets (RTA only) | 7 |
| Section 165 Seizures | 3 |
| Breath Tests Negative (pass) | 4 |
| Breath Tests Positive (fail) | 1 |
| S5A Drug Wipe Negative (pass) | 1 |
| S5A Drug Wipe Positive (fail) | 2 |

| | |
|---------------|---|
| ASBO Seizures | 1 |
|---------------|---|

- Other Incidents and Arrests of Note**

Officers assisted with large scale enquiry into multiple thefts of clothing from Salvation Army donation bins perpetrated by suspected organised crime group. 5 donation bins have been identified and a further 9 potentially linked to this. Enquiry also identified an unrelated suspect for a similar offence.

Operation RAC has been implemented in the Straiton Retail Park and Dalkeith town centre areas with a view to targeting shoplifting and youth antisocial behaviour. MCAT officers are assisting and supplementing this Operation with further proactive patrols, both high visibility and covert.

Following incidents of violence towards minority groups in England, MCAT reached out to and provided reassurance to our Muslim/displaced person community, liaising and patrolling around their places of worship regularly.

MCAT carried out regular patrols/engagement with large groups of travellers across several sites in Midlothian. Liaising with relevant departments in the council led to their eviction from every site.

Q2 saw MCAT take on several roll-up enquiries relating to acquisitive crime.

MCAT solved a spate of vehicle break-ins with high value theft of tools reported. All tools were returned to their respective owners and the suspect identified for crimes across several towns in Scotland.

Following an incident whereby a well-known suspect committed several crimes in Midlothian, including crashing his vehicle into a house, MCAT carried out extensive enquiries in to tracing him. This resulted in the male being arrested several weeks after the incident and more crimes he'd committed being solved upon his arrest.

- Planned Activity**

MCAT officers are currently working on developing several intelligence targets with a view to requesting and executing search warrants. These are in relation to drugs supply throughout the county and will be critical in disrupting the activities of multiple individuals known to be involved in criminality.

Pedestrian and cycle zone exclusion enforcement – MCAT will be continuing to enforce these exclusion zones with regular road checks conducted.

Plain clothes patrols are planned for Q3 in Midlothian to further deter and tackle youth antisocial behavior.

Further static road checks and speed gun checks are planned for Q3 to tackle issues raised in the local community and combat winter drink driving.

In Q3, MCAT are planning an operation involving air support to tackle the use of off-road motorbikes across the entire county. This will see the deployment of Drones, dog handlers and uniformed/non uniformed officers.

MCAT have an operation planned to tackle football hooligans suspected of traveling to Bonnyrigg for an upcoming fixture against Bonnyrigg Rose. This is intelligence led and MCAT are prepared for several eventualities to stop the issue.

Appendix

Lothian and Scottish Borders Divisional Crime Overview

| Lothian and Scottish Borders Division | 5 Year Average | 2024/25 Q2 | % Change against 5 year average | Detection Rates 2024/25 |
|---|----------------|--------------|---------------------------------|-------------------------|
| GROUP 1: NON-SEXUAL CRIMES OF VIOLENCE | 2,958.4 | 3,232 | 9.2 | 62.0 |
| Murder (excluding culpable homicide at common law) | 1.6 | 1 | -37.5 | 200.0 |
| Culpable homicide (at common law) | - | - | 0.0 | - |
| Culpable Homicide (other) | 1.8 | 8 | 344.4 | 100.0 |
| Attempted Murder | 10.4 | 8 | -23.1 | 137.5 |
| Serious Assault (of an emergency worker) | - | 1 | 0.0 | 100.0 |
| Serious Assault (Incl. FGM, culpable & reckless conduct – causing injury) | 143.2 | 134 | -6.4 | 76.9 |
| Common Assault (of an emergency worker) | 226.6 | 237 | 4.6 | 99.2 |
| Common Assault | 2,284.8 | 2,465 | 7.9 | 58.3 |
| Robbery (including assault with intent to rob) | 48.8 | 59 | 20.9 | 67.8 |
| Domestic Abuse (of male) | 1.6 | 6 | 275.0 | 33.3 |
| Domestic Abuse (of female) | 59.8 | 119 | 99.0 | 65.5 |
| Stalking | 49.6 | 54 | 8.9 | 63.0 |
| Cruel & Unnatural treatment of children | 36.0 | 44 | 22.2 | 93.2 |
| Threats and extortion | 70.4 | 79 | 12.2 | 7.6 |
| Other group 1 crimes | 23.8 | 17 | -28.6 | 35.3 |
| GROUP 2: SEXUAL CRIMES | 597.8 | 723 | 20.9 | 55.6 |
| Rape | 104.6 | 175 | 67.3 | 49.1 |
| Attempted Rape | 5.0 | 17 | 240.0 | 17.6 |
| Sexual assault | 222.4 | 212 | -4.7 | 62.7 |
| Crimes associated with prostitution | 0.4 | 1 | 150.0 | 100.0 |
| Indecent photos of children | 32.2 | 54 | 67.7 | 90.7 |
| Communicating indecently | 55.2 | 49 | -11.2 | 71.4 |
| Causing to view sexual activity or images | 89.6 | 105 | 17.2 | 47.6 |
| Threatening or Disclosure of intimate image | 41.4 | 43 | 3.9 | 27.9 |
| Other Group 2 crimes | 47.0 | 67 | 42.6 | 49.3 |
| GROUP 3: CRIMES OF DISHONESTY | 4,195.8 | 4,413 | 5.2 | 28.6 |
| Housebreaking (incl. attempts) - dwelling house | 183.2 | 158 | -13.8 | 34.8 |
| Housebreaking (incl. attempts) - non dwelling | 125.8 | 85 | -32.4 | 12.9 |
| Housebreaking (incl. attempts) - other premises | 139.0 | 129 | -7.2 | 27.1 |
| Opening Lockfast Places - Motor Vehicle | 94.8 | 103 | 8.6 | 11.7 |
| Theft of a motor vehicle | 208.0 | 230 | 10.6 | 37.8 |
| Theft from a Motor Vehicle (Insecure etc.) | 204.2 | 169 | -17.2 | 20.7 |
| Attempt theft of motor vehicle | 18.4 | 24 | 30.4 | 20.8 |
| Opening Lockfast Places - NOT Motor Vehicle | 62.2 | 61 | -1.9 | 14.8 |
| Common theft | 1,175.8 | 987 | -16.1 | 18.2 |
| Theft by shoplifting | 1,092.4 | 1,636 | 49.8 | 39.5 |
| Fraud | 596.6 | 617 | 3.4 | 15.2 |

OFFICIAL

| | | | | |
|--|----------------|--------------|-------------|-------------|
| Other Group 3 Crimes | 295.4 | 214 | -27.6 | 42.5 |
| GROUP 4: DAMAGE AND RECKLESS BEHAVIOUR | 2,042.0 | 1,932 | -5.4 | 28.8 |
| Fireraising | 134.2 | 151 | 12.5 | 26.5 |
| Vandalism (including reckless damage etc) | 1,778.2 | 1,659 | -6.7 | 26.8 |
| Reckless conduct (with firearms) | 2.6 | 1 | -61.5 | 100.0 |
| Culpable and reckless conduct (not with firearms) | 120.4 | 113 | -6.1 | 61.1 |
| Other Group 4 Crimes | 6.6 | 8 | 21.2 | 37.5 |
| GROUP 5: CRIMES AGAINST SOCIETY | 2,152.2 | 2,150 | -0.1 | 94.3 |
| Possession firearm/offensive weapon/knife in prison (not used in crime) | 8.4 | 11 | 31.0 | 81.8 |
| Possession offensive weapon/knife in school (not used in crime) | 3.8 | 5 | 31.6 | 80.0 |
| Possession offensive weapon/knife in a private place (not used in crime) | 2.4 | 19 | 691.7 | 94.7 |
| Possession of a corrosive substance (not used in crime) | - | - | 0.0 | - |
| Other possession of offensive weapon/knife (not used in crime) | 160.8 | 138 | -14.2 | 88.4 |
| Possession firearm/offensive weapon/knife in prison (used in criminal activity) | 3.2 | 3 | -6.3 | 66.7 |
| Possession offensive weapon/knife in school (used in criminal activity) | 1.4 | 2 | 42.9 | 100.0 |
| Possession offensive weapon/knife in a private place (used in criminal activity) | 1.0 | 2 | 100.0 | 250.0 |
| Possession of corrosive substance (used in criminal activity) | - | - | 0.0 | - |
| Other possession of offensive weapon/knife NEC (used in criminal activity) | 128.4 | 212 | 65.1 | 67.9 |
| Production, manufacture or cultivation of drugs | 28.4 | 21 | -26.1 | 81.0 |
| Supply of drugs (incl possession with intent) | 96.2 | 107 | 11.2 | 93.5 |
| Bringing drugs into prison | 10.8 | 46 | 325.9 | 28.3 |
| Other drugs offences (incl. importation) | 7.6 | 12 | 57.9 | 108.3 |
| Possession of drugs | 817.6 | 569 | -30.4 | 108.8 |
| Offences relating to serious and organised crime | 3.6 | 10 | 177.8 | 90.0 |
| Bail offences (other than absconding) | 486.4 | 535 | 10.0 | 95.1 |
| Other crimes against public justice | 385.0 | 449 | 16.6 | 96.4 |
| Other crimes against society | 7.2 | 9 | 25.0 | 100.0 |
| GROUP 6: ANTISOCIAL OFFENCES | 2,137.4 | 2,120 | -0.8 | 73.8 |
| Breach of the Peace | 58.2 | 82 | 40.9 | 95.1 |
| Threatening & abusive behaviour | 1,906.0 | 1,873 | -1.7 | 71.0 |
| Hate aggravated conduct (incl stirring up hatred) | 64.6 | 79 | 22.3 | 91.1 |
| Drunk and incapable | 17.6 | 9 | -48.9 | 100.0 |
| Consume alcohol in designated place (local byelaws) | 18.0 | 18 | 0.0 | 100.0 |
| Other alcohol related offences | 19.4 | 23 | 18.6 | 100.0 |
| Urinating | 53.6 | 36 | -32.8 | 97.2 |
| GROUP 7: MISCELLANEOUS OFFENCES | 659.0 | 666 | 1.1 | 60.5 |
| Wildlife offences | 25.0 | 18 | -28.0 | 38.9 |

OFFICIAL

| | | | | |
|--|----------------|--------------|------------|-------------|
| Offences involved animals (not wildlife) | 63.6 | 49 | -23.0 | 55.1 |
| Community and public order offences | 437.4 | 514 | 17.5 | 57.2 |
| Environmental offences | 19.2 | 9 | -53.1 | 88.9 |
| Licensing offences | 64.4 | 46 | -28.6 | 87.0 |
| Other misc. offences | 49.4 | 30 | -39.3 | 90.0 |
| GROUP 8: ROAD TRAFFIC OFFENCES | 3,753.2 | 3,774 | 0.6 | 80.9 |
| Dangerous driving offences | 138.6 | 131 | -5.5 | 73.3 |
| Driving carelessly | 335.2 | 300 | -10.5 | 84.0 |
| Driving under the influence | 279.4 | 313 | 12.0 | 103.2 |
| Speeding offences | 282.0 | 103 | -63.5 | 100.0 |
| Seatbelt offences | 77.8 | 81 | 4.1 | 100.0 |
| Mobile phone offences | 89.6 | 89 | -0.7 | 100.0 |
| Unlawful use of a motor vehicle | 1,418.8 | 1,200 | -15.4 | 98.1 |
| Vehicle defect offences | 113.2 | 203 | 79.3 | 99.5 |
| Drivers neglect of traffic directions (NOT pedestrian crossings) | 167.0 | 341 | 104.2 | 90.6 |
| Road traffic offences (involving bicycle/tricycle) | 4.6 | 3 | -34.8 | 66.7 |
| Other Group 8 offences | 847.0 | 1,010 | 19.2 | 41.5 |

Midlothian Recorded Crime Overview

| Midlothian | 5 Year Average | 2024/25 Q2 | % change against 5 year average | % Detection Rates 2024/25 |
|---|----------------|------------|---------------------------------|---------------------------|
| GROUP 1: NON SEXUAL CRIMES OF VIOLENCE | 524.2 | 561 | 7.0 | 67.9 |
| Murder (excluding culpable homicide at common law) | 0.2 | | -100.0 | |
| Culpable homicide (at common law) | | | | |
| Culpable Homicide (other) | 0.2 | | -100.0 | |
| Attempted Murder | 0.6 | 1 | 66.7 | 100 |
| Serious Assault (of an emergency worker) | | | 0.0 | |
| Serious Assault (Incl. FGM, culpable & reckless conduct – causing injury) | 23.6 | 23 | -2.5 | 82.6 |
| Common Assault (of an emergency worker) | 37.6 | 39 | 3.7 | 97.4 |
| Common Assault | 405.8 | 432 | 6.5 | 66.4 |
| Robbery (including assault with intent to rob) | 9.8 | 9 | -8.2 | 66.7 |
| Domestic Abuse (of male) | 1.0 | 1 | 0.0 | 100 |
| Domestic Abuse (of female) | 10.0 | 24 | 140.0 | 75 |
| Stalking | 7.2 | 10 | 38.9 | 50 |
| Cruel & Unnatural treatment of children | 11.8 | 5 | -57.6 | 80 |
| Threats and extortion | 12.6 | 13 | 3.2 | |
| Other group 1 crimes | 3.8 | 4 | 5.3 | 50 |
| GROUP 2: SEXUAL CRIMES | 109.4 | 157 | 43.5 | 49.7 |
| Rape | 19.0 | 47 | 147.4 | 53.2 |
| Attempted Rape | 0.2 | 2 | 900.0 | |
| Sexual assault | 40.6 | 39 | -3.9 | 56.4 |
| Crimes associated with prostitution | 0.2 | | -100.0 | 80 |
| Indecent photos of children | 7.4 | 10 | 35.1 | |
| Communicating indecently | 10.4 | 10 | -3.8 | 30 |
| Causing to view sexual activity or images | 15.2 | 20 | 31.6 | 45 |
| Threatening or Disclosure of intimate image | 8.0 | 12 | 50.0 | 33.3 |
| Other Group 2 crimes | 8.4 | 17 | 102.4 | 41.2 |
| GROUP 3: CRIMES OF DISHONESTY | 872.0 | 979 | 12.3 | 32.4 |
| Housebreaking (incl. attempts) - dwelling house | 37.8 | 37 | -2.1 | 56.8 |
| Housebreaking (incl. attempts) - non dwelling | 40.6 | 26 | -36.0 | 26.9 |
| Housebreaking (incl. attempts) - other premises | 27.6 | 17 | -38.4 | 70.6 |
| Opening Lockfast Places - Motor Vehicle | 13.2 | 17 | 28.8 | 23.5 |
| Theft of a motor vehicle | 43.2 | 47 | 8.8 | 34 |
| Theft from a Motor Vehicle (Insecure etc.) | 30.6 | 39 | 27.5 | 30.8 |
| Attempt theft of motor vehicle | 1.8 | 4 | 122.2 | 25 |
| Opening Lockfast Places - NOT Motor Vehicle | 12.0 | 6 | -50.0 | 50 |
| Common theft | 206.0 | 203 | -1.5 | 18.2 |
| Theft by shoplifting | 290.2 | 384 | 32.3 | 39.1 |

OFFICIAL

| | | | | |
|--|--------------|------------|--------------|-------------|
| Fraud | 110.6 | 137 | 23.9 | 20.4 |
| Other Group 3 Crimes | 58.4 | 62 | 6.2 | 41.9 |
| GROUP 4: DAMAGE AND RECKLESS BEHAVIOUR | 376.8 | 357 | -5.3 | 33.1 |
| Fireraising | 23.2 | 32 | 37.9 | 43.8 |
| Vandalism (including reckless damage etc) | 326.8 | 301 | -7.9 | 30.2 |
| Reckless conduct (with firearms) | | | 0.0 | |
| Culpable and reckless conduct (not with firearms) | 24.8 | 20 | -19.4 | 60 |
| Other Group 4 Crimes | 2.0 | 4 | 100.0 | 25 |
| GROUP 5: CRIMES AGAINST SOCIETY | 416.8 | 404 | -3.1 | 97.3 |
| Possession firearm/offensive weapon/knife in prison (not used in crime) | 0.2 | | -100.0 | |
| Possession offensive weapon/knife in school (not used in crime) | 1.6 | 4 | 150.0 | 75 |
| Possession offensive weapon/knife in a private place (not used in crime) | 0.8 | 4 | 400.0 | 50 |
| Possession of a corrosive substance (not used in crime) | | | 0.0 | |
| Other possession of offensive weapon/knife (not used in crime) | 27.0 | 16 | -40.7 | 93.8 |
| Possession firearm/offensive weapon/knife in prison (used in criminal activity) | 0.2 | | -100.0 | |
| Possession offensive weapon/knife in school (used in criminal activity) | | 2 | 0.0 | 100 |
| Possession offensive weapon/knife in a private place (used in criminal activity) | 0.4 | | -100.0 | |
| Possession of corrosive substance (used in criminal activity) | | | 0.0 | |
| Other possession of offensive weapon/knife NEC (used in criminal activity) | 18.4 | 33 | 79.3 | 84.8 |
| Production, manufacture or cultivation of drugs | 4.2 | 1 | -76.2 | |
| Supply of drugs (incl possession with intent) | 21.2 | 17 | -19.8 | 111.8 |
| Bringing drugs into prison | | | 0.0 | |
| Other drugs offences (incl. importation) | 0.4 | 6 | 1400.0 | 116.7 |
| Possession of drugs | 160.8 | 102 | -36.6 | 109.8 |
| Offences relating to serious and organised crime | 0.8 | 4 | 400.0 | 100 |
| Bail offences (other than absconding) | 107.0 | 130 | 21.5 | 93.8 |
| Other crimes against public justice | 73.4 | 80 | 9.0 | 93.8 |
| Other crimes against society | 0.4 | 5 | 1150.0 | 80 |
| GROUP 6: ANTISOCIAL OFFENCES | 405.8 | 361 | -11.0 | 75.9 |
| Breach of the Peace | 12.4 | 14 | 12.9 | 92.9 |
| Threatening & abusive behaviour | 365.6 | 311 | -14.9 | 73 |
| Hate aggravated conduct (incl stirring up hatred) | 7.8 | 12 | 53.8 | 83.3 |
| Drunk and incapable | 2.2 | 2 | -9.1 | 100 |
| Consume alcohol in designated place (local bye-laws) | 6.2 | 4 | -35.5 | 100 |
| Other alcohol related offences | 4.0 | 8 | 100.0 | 100 |
| Urinating | 7.6 | 10 | 31.6 | 100 |

OFFICIAL

| | | | | |
|--|--------------|------------|-------------|-------------|
| GROUP 7: MISCELLANEOUS OFFENCES | 124.0 | 119 | -4.0 | 59.7 |
| Wildlife offences | 2.6 | 1 | -61.5 | |
| Offences involved animals (not wildlife) | 12.0 | 10 | -16.7 | 80 |
| Community and public order offences | 87.8 | 98 | 11.6 | 54.1 |
| Environmental offences | 6.0 | 1 | -83.3 | 100 |
| Licensing offences | 14.2 | 7 | -50.7 | 100 |
| Other misc. offences | 1.4 | 2 | 42.9 | 100 |
| GROUP 8: ROAD TRAFFIC OFFENCES | 693.6 | 893 | 28.7 | 81.6 |
| Dangerous driving offences | 29.0 | 35 | 20.7 | 62.9 |
| Driving carelessly | 62.0 | 60 | -3.2 | 86.7 |
| Driving under the influence | 60.6 | 74 | 22.1 | 104.1 |
| Speeding offences | 23.2 | 50 | 115.5 | 100 |
| Seatbelt offences | 11.4 | 38 | 233.3 | 100 |
| Mobile phone offences | 19.4 | 46 | 137.1 | 100 |
| Unlawful use of a motor vehicle | 254.8 | 293 | 15.0 | 95.2 |
| Vehicle defect offences | 25.6 | 54 | 110.9 | 100 |
| Drivers neglect of traffic directions (NOT pedestrian crossings) | 21.4 | 21 | -1.9 | 95.2 |
| Road traffic offences (involving bicycle/tricycle) | 0.8 | 1 | 25.0 | 100 |
| Other Group 8 offences | 185.4 | 221 | 19.2 | 40.7 |