

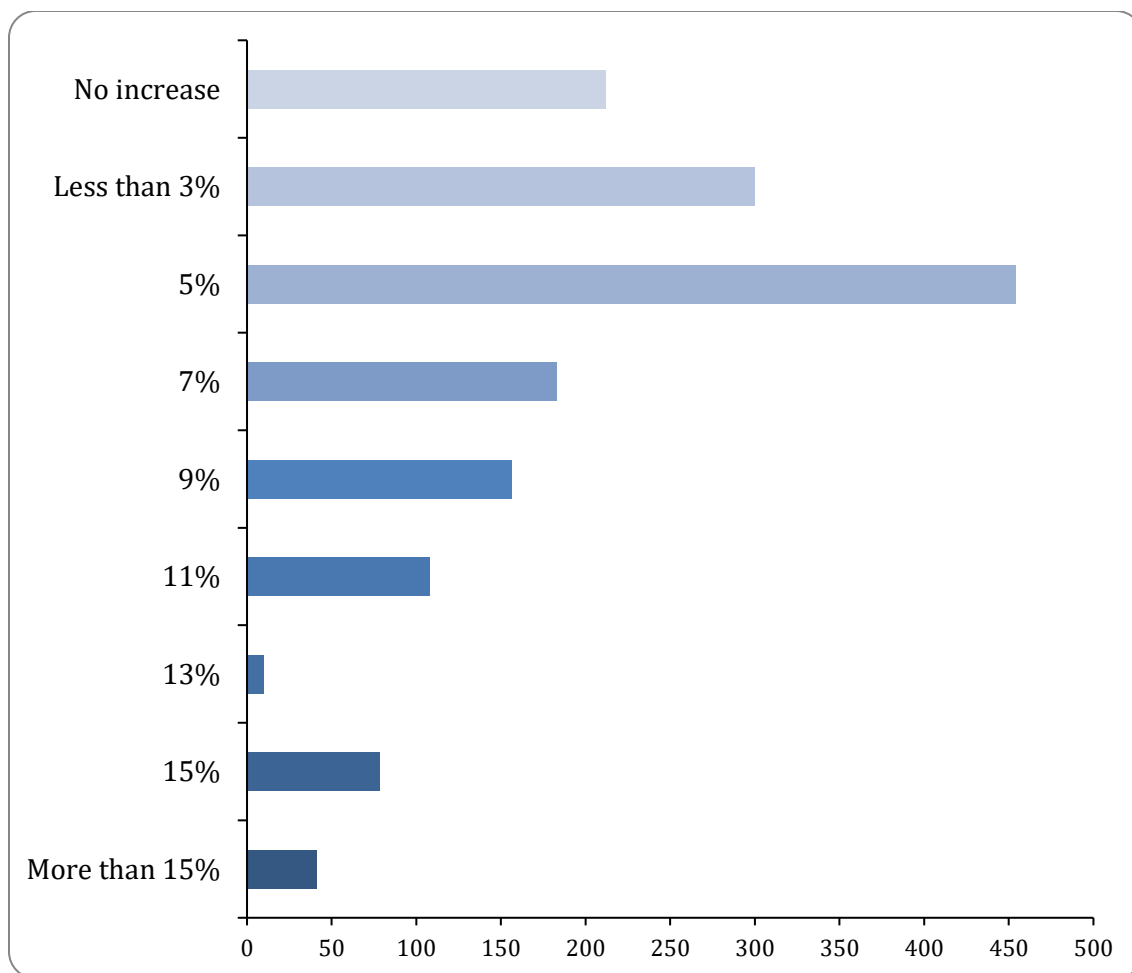
Tell us how our savings proposals impact you

Responses to this online survey: **1542**

COUNCIL TAX

1: What is the maximum percentage increase on Council Tax you would be willing to pay to help protect council services? Choose one option:

There were 1542 responses.

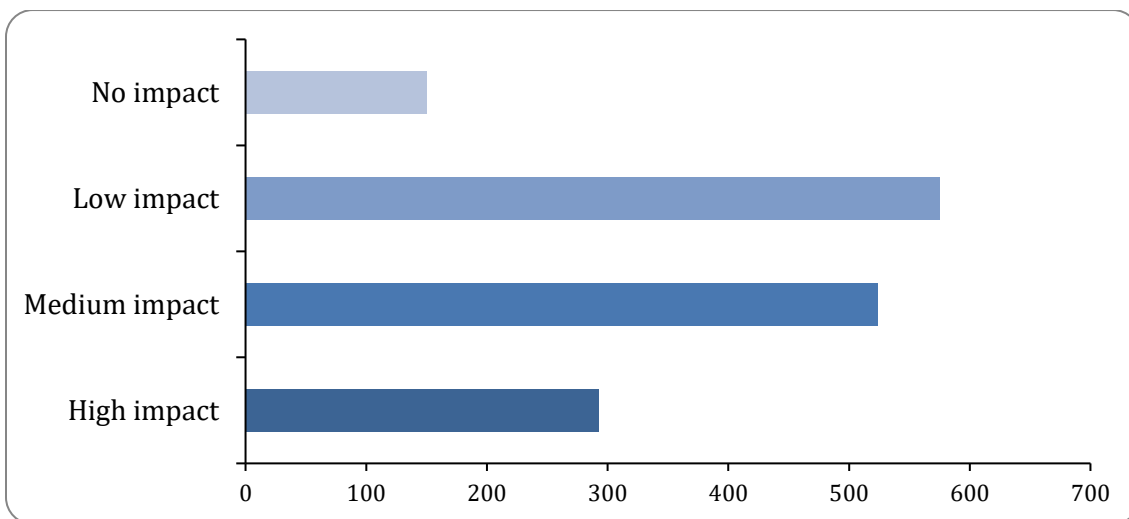


Option	Total	Percent
No increase	212	13.75%
Less than 3%	300	19.46%
5%	454	29.44%
7%	183	11.87%

9%	156	10.12%
11%	108	7.00%
13%	10	0.65%
15%	78	5.06%
More than 15%	41	2.66%
Not Answered	0	0.00%

2: Please let us know to what extent increasing Council Tax would negatively impact you. Choose one option:

There were 1542 responses.

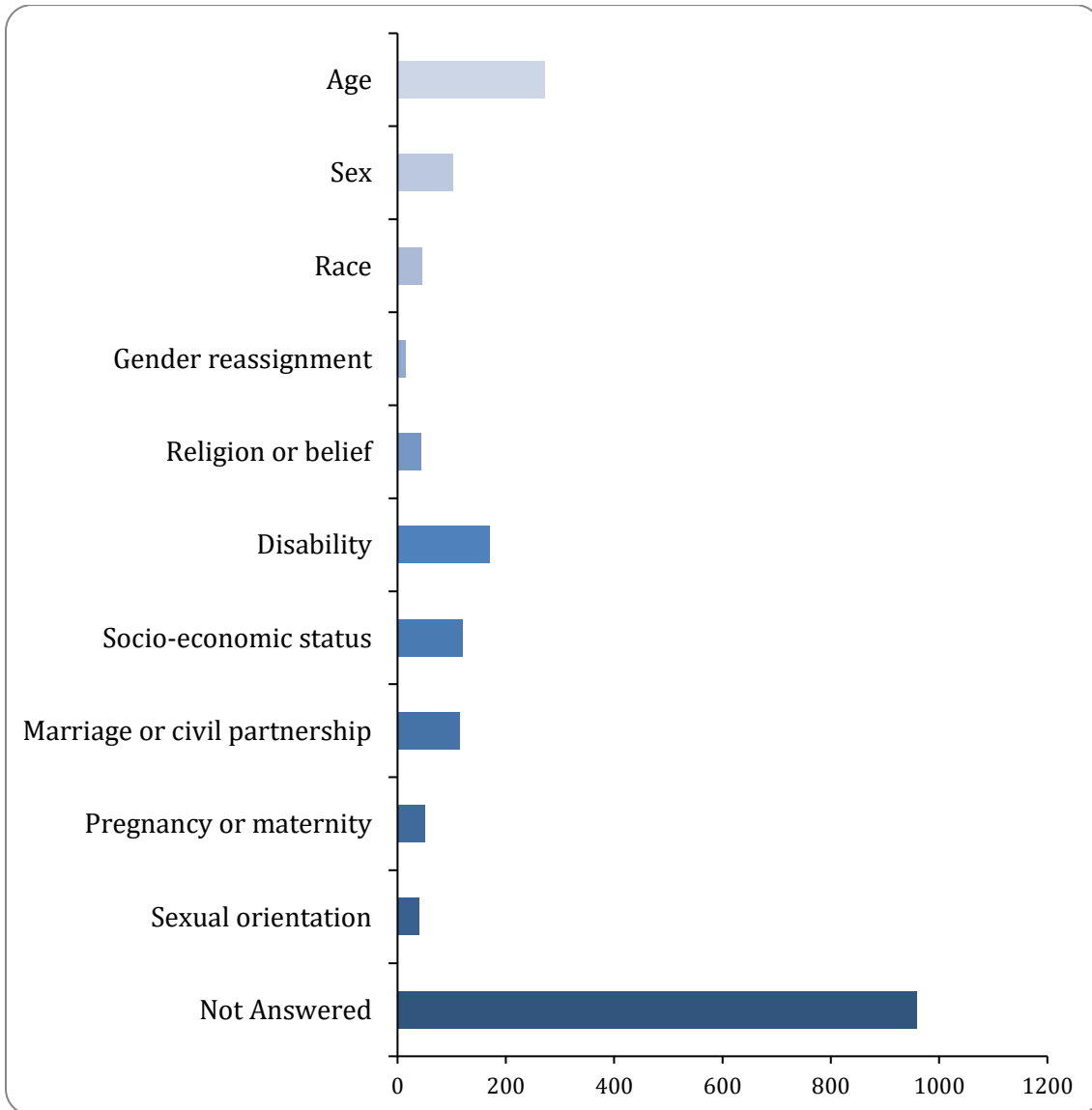


Option	Total	Percent
No impact	150	9.73%
Low impact	575	37.29%
Medium impact	524	33.98%
High impact	293	19.00%
Not Answered	0	0.00%

3: Please provide any comments to explain your answers. Do not include your name or any other personal information:

4: This question is about the impact proposals will have on individuals with protected characteristics, individuals in certain socio-economic positions and small business owners. For more information on what this means please see Protected Characteristics in the Related Information above. If this is not applicable to you, please scroll to the bottom of the page and press 'Continue'. Select one or more options:

There were 582 responses



Option	Total	Percent
Age	272	17.64%
Sex	102	6.61%
Race	46	2.98%

Gender reassignment	15	0.97%
Religion or belief	44	2.85%
Disability	170	11.02%
Socio-economic status	121	7.85%
Marriage or civil partnership	115	7.46%
Pregnancy or maternity	51	3.31%
Sexual orientation	40	2.59%
Not Answered	960	62.26%

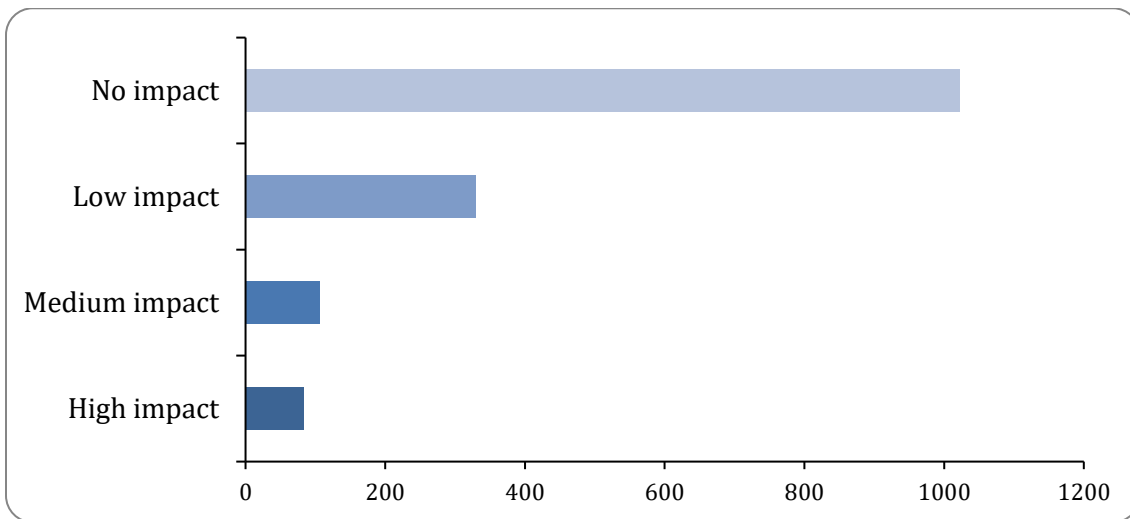
5: Do you have any suggestions as to how we can reduce the impact of any of the options? Please do not include your name or any other personal information:

PLACE DIRECTORATE SAVINGS PROPOSALS

6: Please let us know to what extent these options would negatively impact you, by using the scale below.

The impact of stopping, reducing, charging or changing Place services - Upfront payments - no invoicing

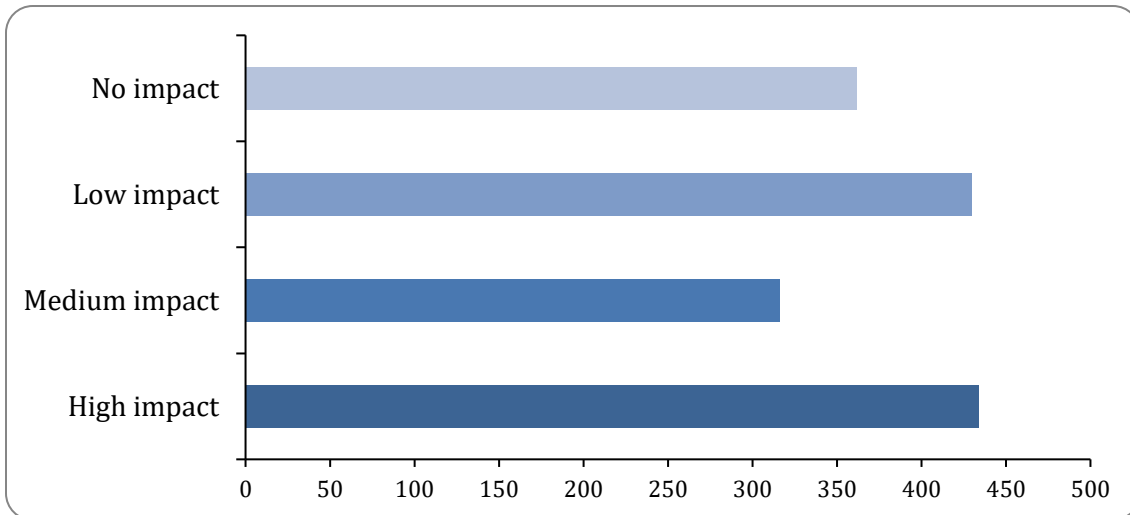
There were 1542 responses.



Option	Total	Percent
No impact	1023	66.34%
Low impact	330	21.40%
Medium impact	106	6.87%
High impact	83	5.38%
Not Answered	0	0.00%

**The impact of stopping, reducing, charging or changing Place services -
Redesigning school and public library services**

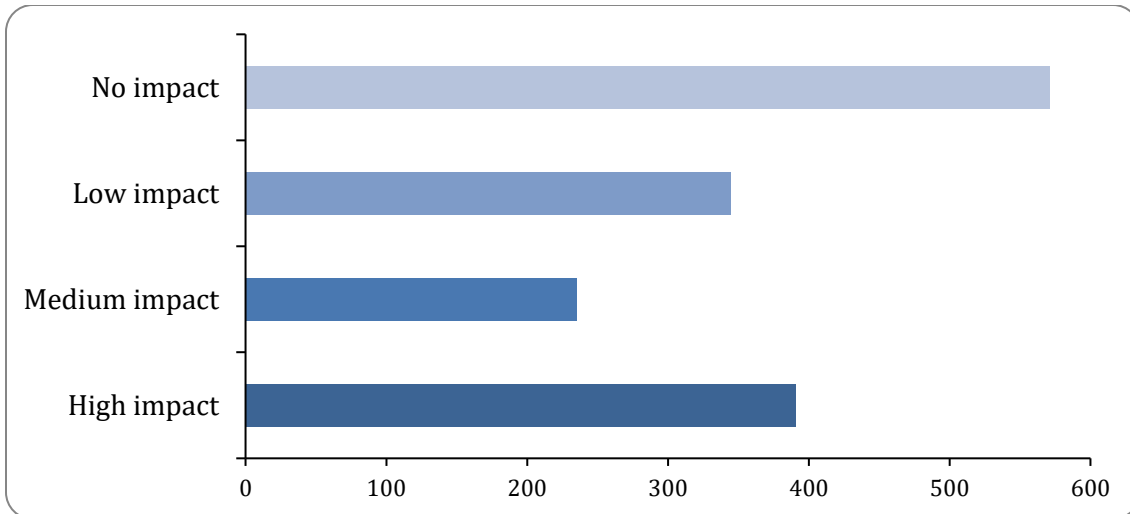
There were 1542 responses.



Option	Total	Percent
No impact	362	23.48%
Low impact	430	27.89%
Medium impact	316	20.49%
High impact	434	28.15%
Not Answered	0	0.00%

**The impact of stopping, reducing, charging or changing Place services -
Adopting e-book service**

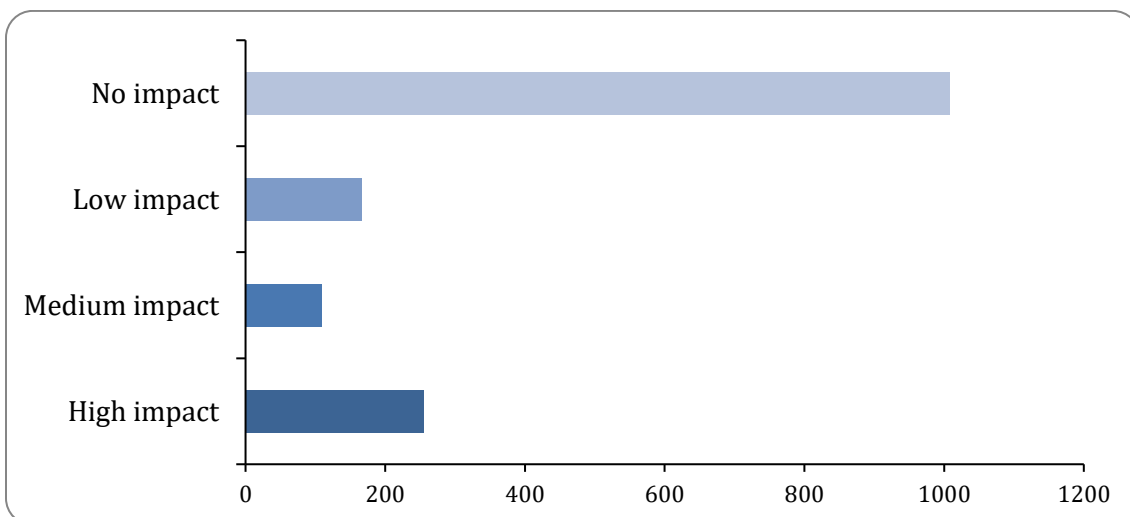
There were 1542 responses.



Option	Total	Percent
No impact	571	37.03%
Low impact	345	22.37%
Medium impact	235	15.24%
High impact	391	25.36%
Not Answered	0	0.00%

The impact of stopping, reducing, charging or changing Place services - Closing Roslin Library

There were 1542 responses.

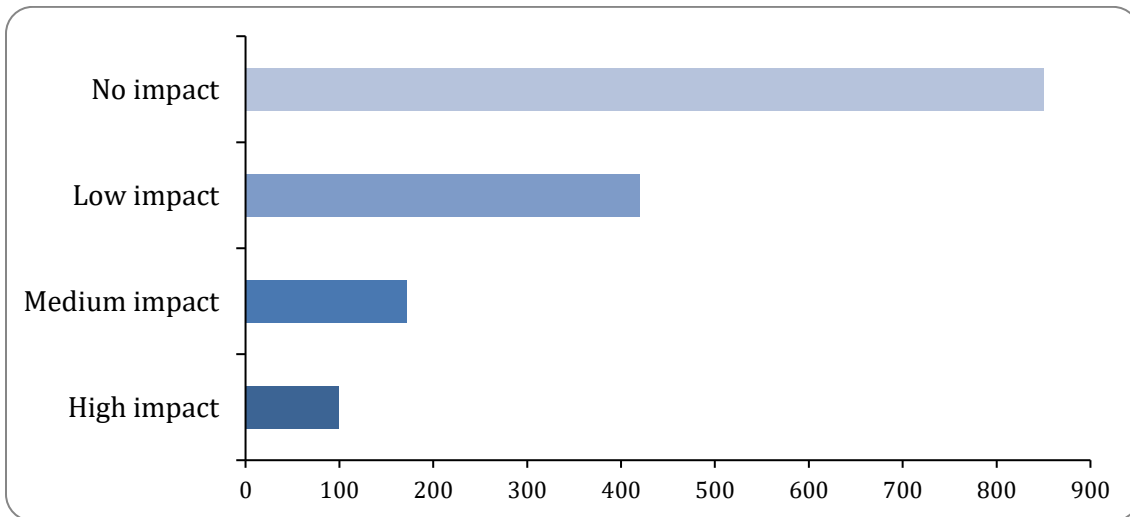


Option	Total	Percent
No impact	1009	65.43%
Low impact	167	10.83%

Medium impact	110	7.13%
High impact	256	16.60%
Not Answered	0	0.00%

The impact of stopping, reducing, charging or changing Place services - Vogrie commercialisation

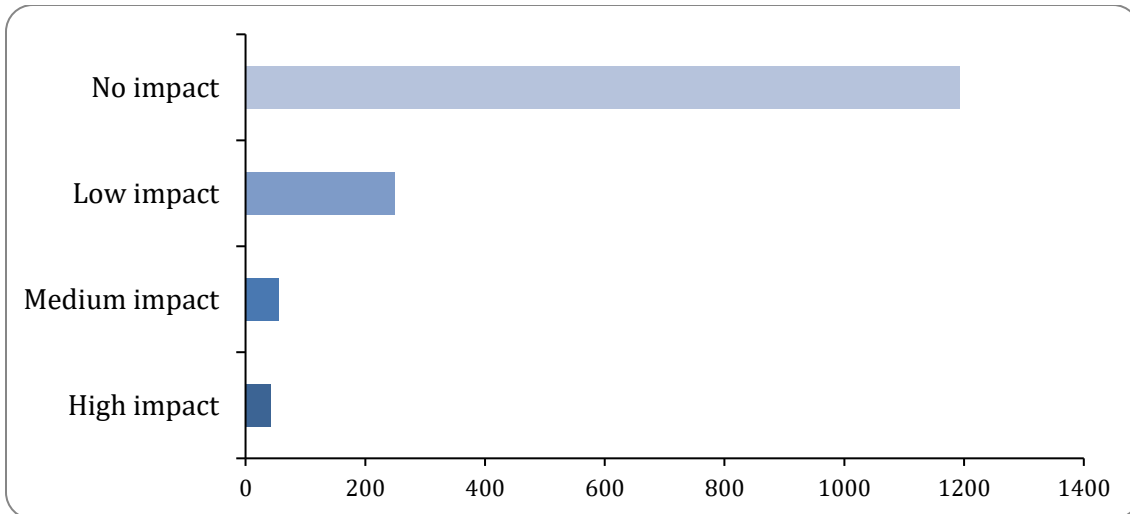
There were 1542 responses.



Option	Total	Percent
No impact	850	55.12%
Low impact	420	27.24%
Medium impact	172	11.15%
High impact	100	6.49%
Not Answered	0	0.00%

The impact of stopping, reducing, charging or changing Place services - Off market purchasing

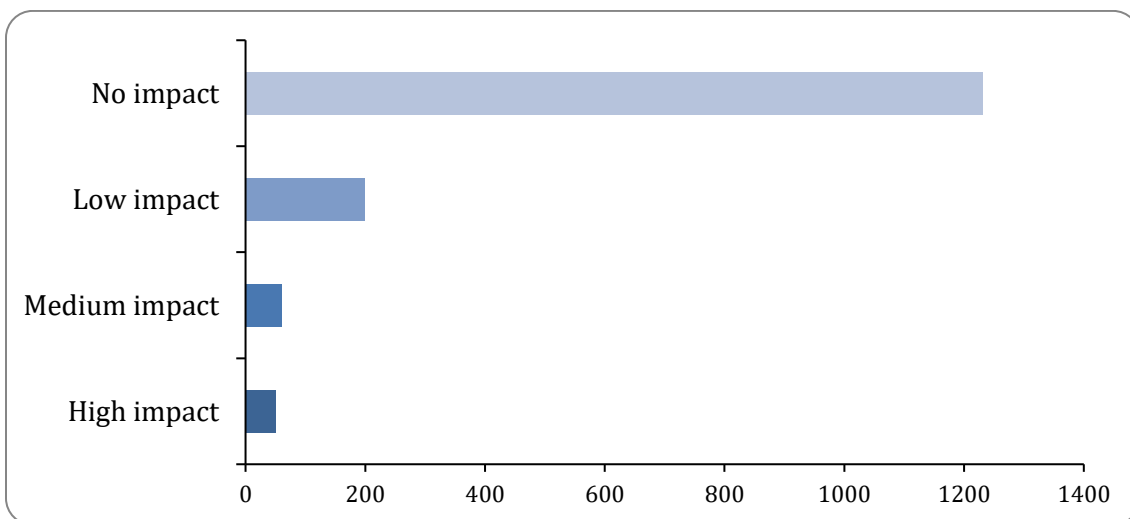
There were 1542 responses.



Option	Total	Percent
No impact	1194	77.43%
Low impact	249	16.15%
Medium impact	56	3.63%
High impact	43	2.79%
Not Answered	0	0.00%

The impact of stopping, reducing, charging or changing Place services - Disposal of empty, non-compliant housing

There were 1542 responses.

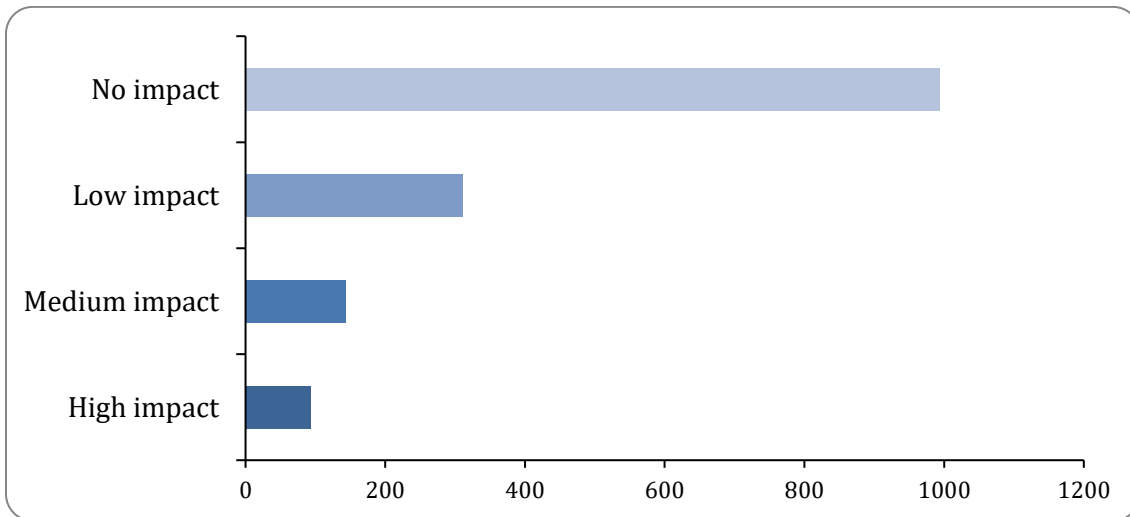


Option	Total	Percent
No impact	1231	79.83%
Low impact	200	12.97%

Medium impact	60	3.89%
High impact	51	3.31%
Not Answered	0	0.00%

The impact of stopping, reducing, charging or changing Place services - What's on offer at Midlothian Snowsports Centre

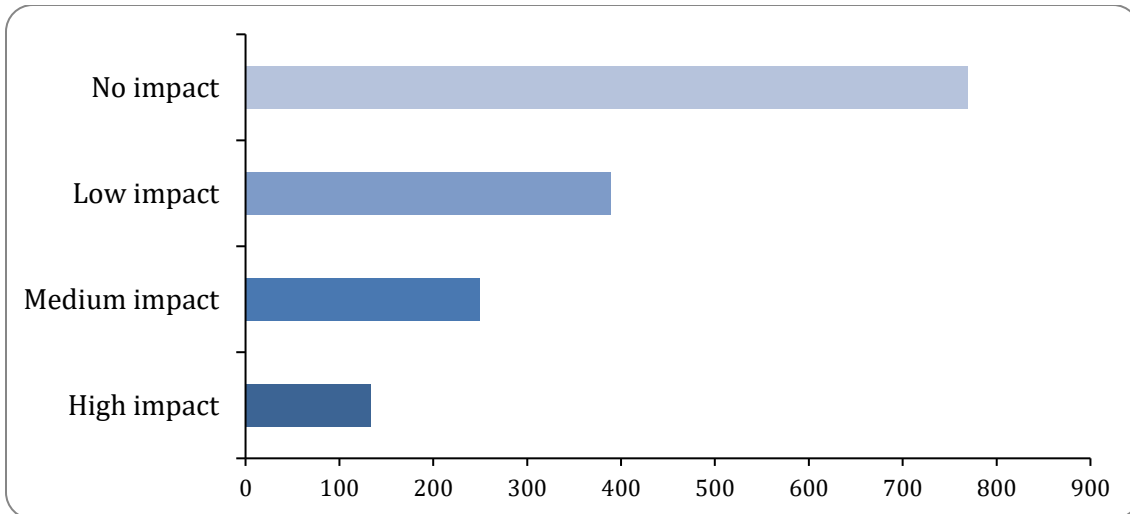
There were 1542 responses.



Option	Total	Percent
No impact	994	64.46%
Low impact	311	20.17%
Medium impact	144	9.34%
High impact	93	6.03%
Not Answered	0	0.00%

The impact of stopping, reducing, charging or changing Place services - Roads Services: joint ventures/shared services with partners

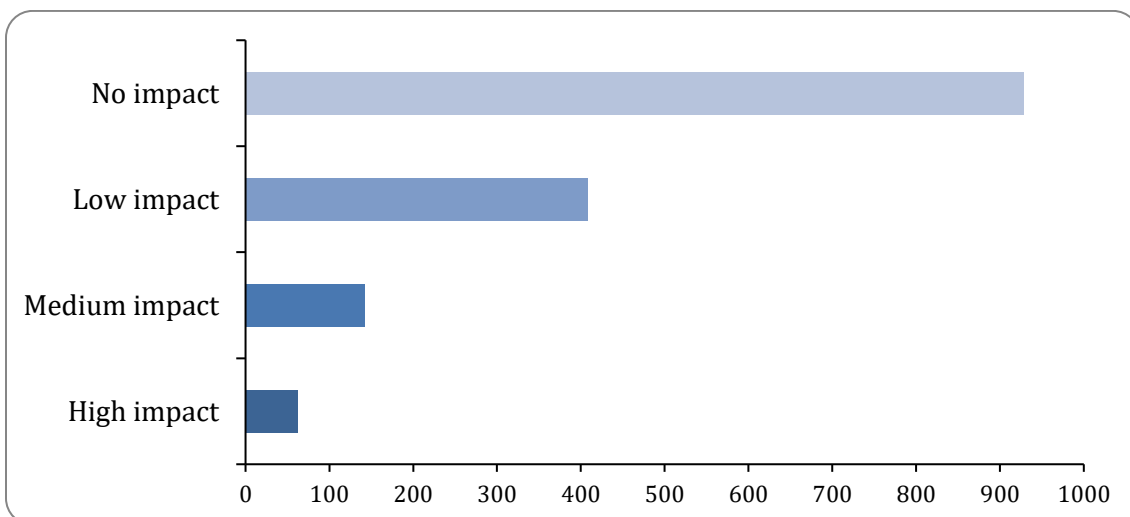
There were 1542 responses.



Option	Total	Percent
No impact	769	49.87%
Low impact	389	25.23%
Medium impact	250	16.21%
High impact	134	8.69%
Not Answered	0	0.00%

The impact of stopping, reducing, charging or changing Place services - Pre-treating recycling

There were 1542 responses.

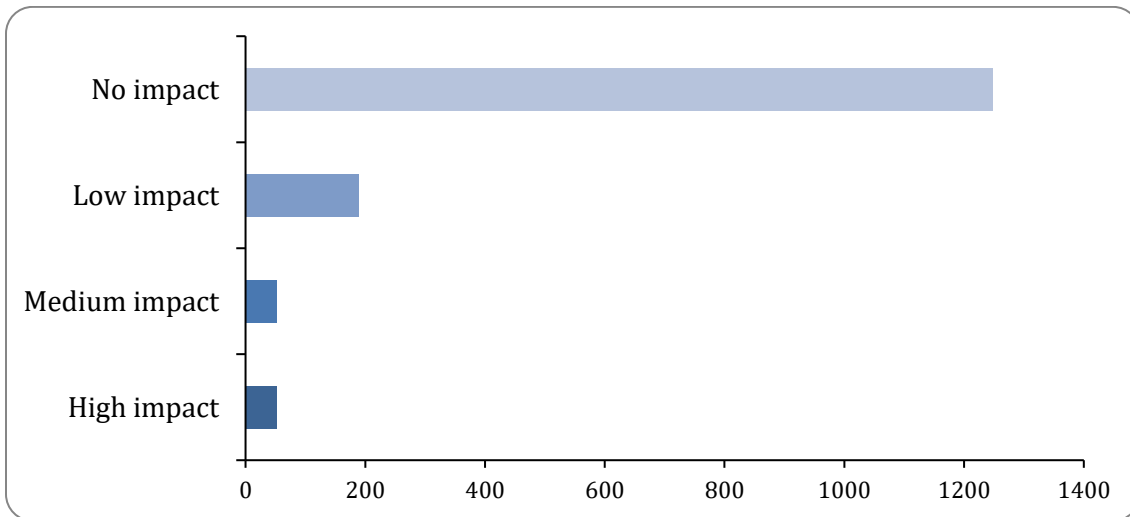


Option	Total	Percent
No impact	929	60.25%
Low impact	408	26.46%

Medium impact	142	9.21%
High impact	63	4.09%
Not Answered	0	0.00%

The impact of stopping, reducing, charging or changing Place services - Oak Leaf Properties private rental company

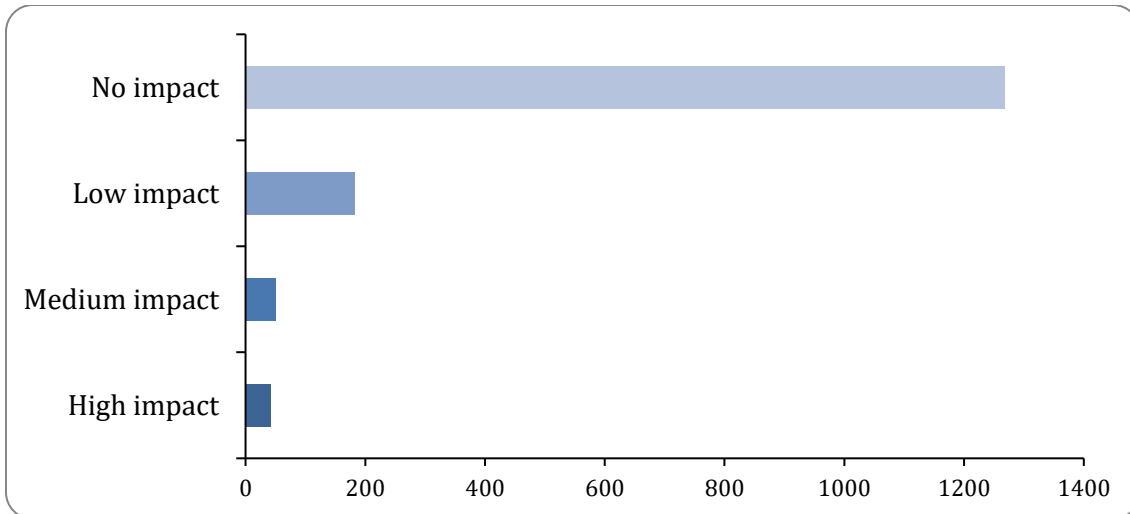
There were 1542 responses.



Option	Total	Percent
No impact	1248	80.93%
Low impact	189	12.26%
Medium impact	52	3.37%
High impact	53	3.44%
Not Answered	0	0.00%

The impact of stopping, reducing, charging or changing Place services - Housing Services contact channel

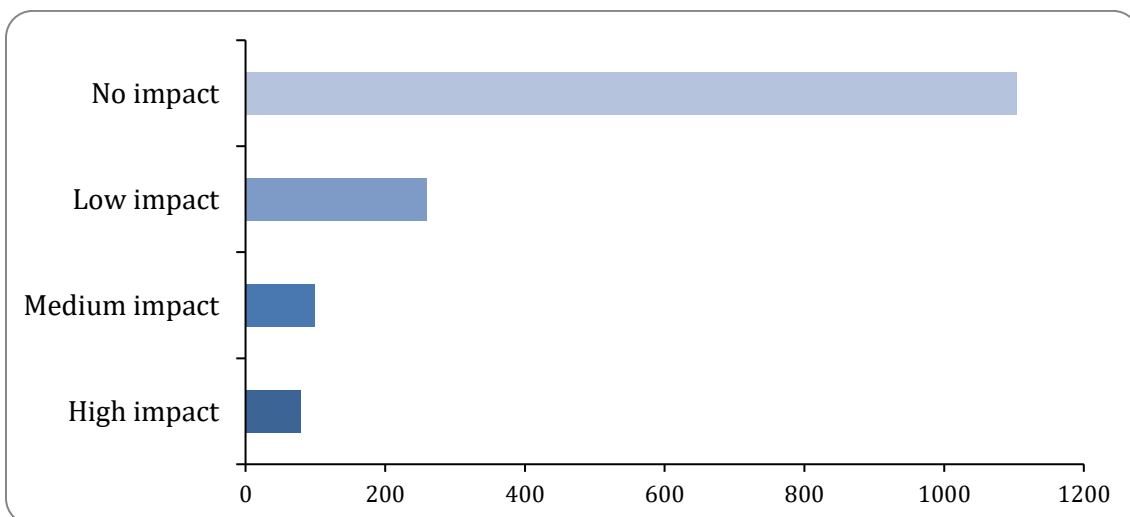
There were 1542 responses.



Option	Total	Percent
No impact	1268	82.23%
Low impact	182	11.80%
Medium impact	50	3.24%
High impact	42	2.72%
Not Answered	0	0.00%

The impact of stopping, reducing, charging or changing Place services - Midlothian contracts

There were 1542 responses.

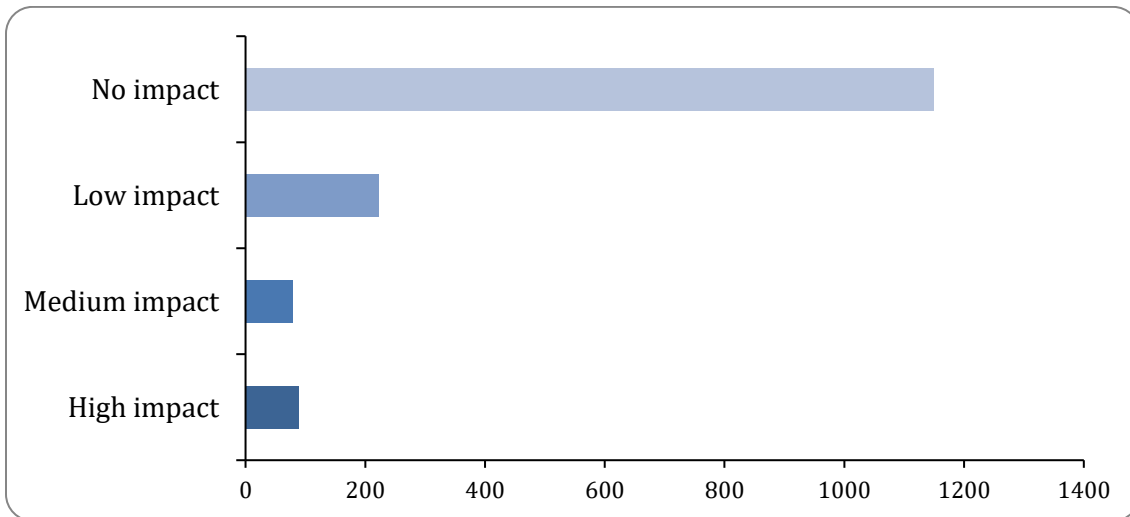


Option	Total	Percent
No impact	1105	71.66%
Low impact	259	16.80%

Medium impact	99	6.42%
High impact	79	5.12%
Not Answered	0	0.00%

The impact of stopping, reducing, charging or changing Place services - Senior management review

There were 1542 responses.

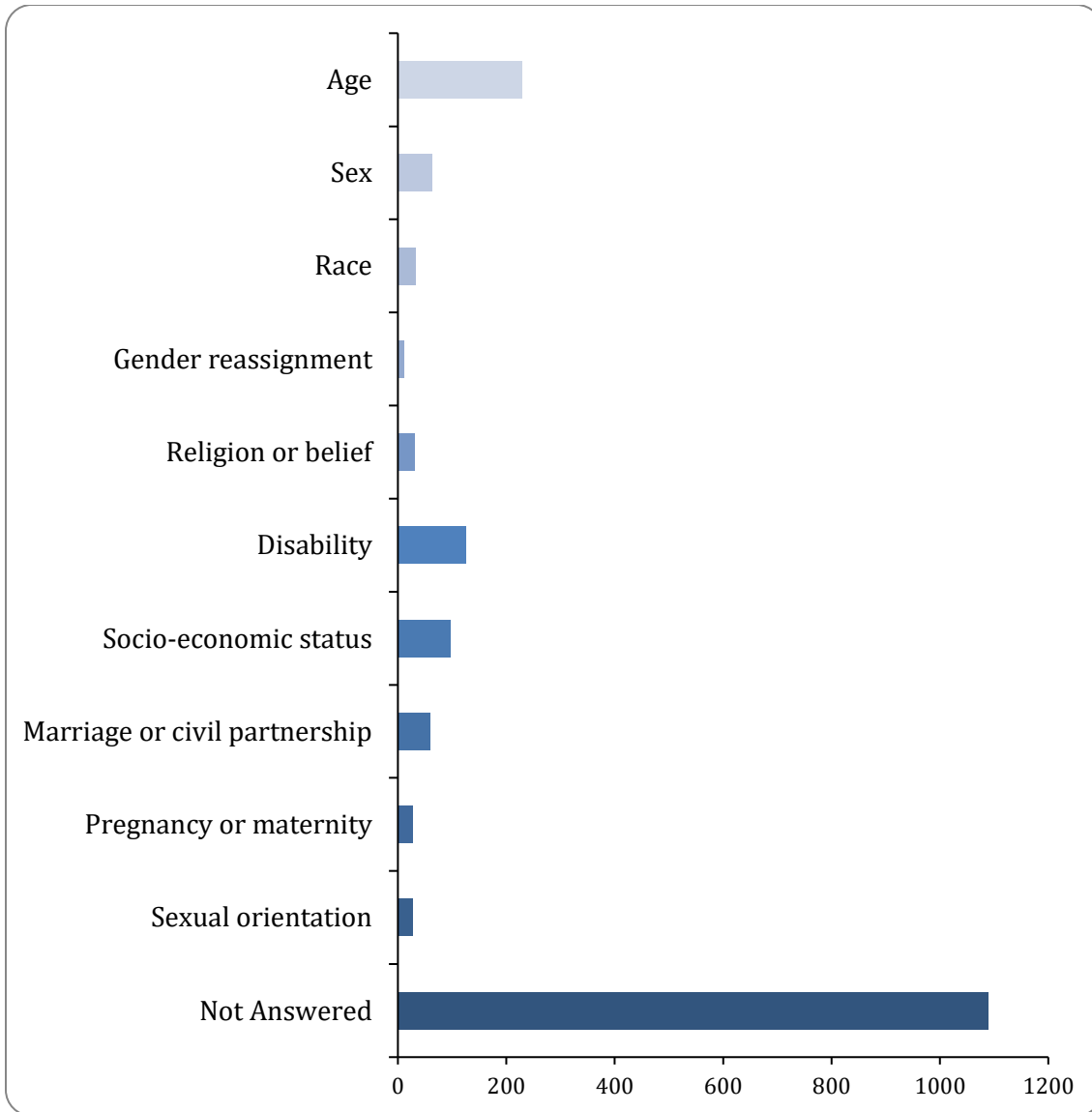


Option	Total	Percent
No impact	1150	74.58%
Low impact	223	14.46%
Medium impact	79	5.12%
High impact	90	5.84%
Not Answered	0	0.00%

7: If any of the options impact you because of your protected characteristic please select all that apply. You can find more information about Protected Characteristics in Related Information above. (This information will help with the specific assessment of impact on individuals with a particular protected characteristic, those in socio-economic disadvantage and small business owners.)

The impact of savings proposals in Place on those with protected characteristics

There were 453 responses



Option	Total	Percent
Age	229	14.85%
Sex	63	4.09%
Race	33	2.14%
Gender reassignment	11	0.71%
Religion or belief	31	2.01%
Disability	126	8.17%
Socio-economic status	97	6.29%
Marriage or civil partnership	60	3.89%
Pregnancy or maternity	27	1.75%
Sexual orientation	28	1.82%
Not Answered	1089	70.62%

8: Please provide comments to explain how the option(s) impacts you. Do not include your name or any other personal information.

Comment box for Place savings

9: Do you have any suggestions of how we can reduce the impact of any of the options?

Any other suggestions about reducing the impact of any of the options?

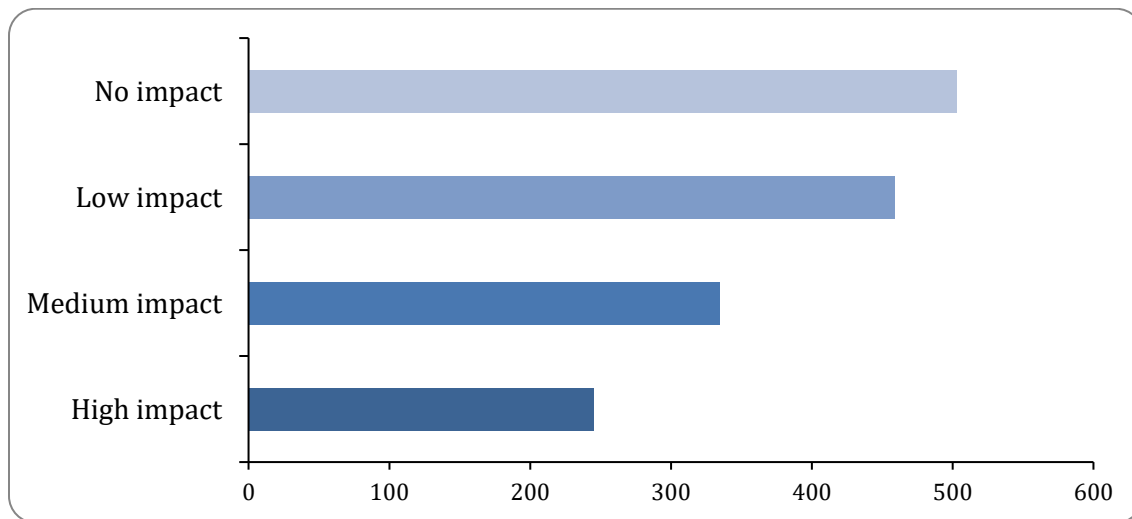
10: Do you have any other suggestions of how we could reduce spend or generate additional income in relation to Place services? Do not include your name or any other personal information.

Any other suggestions on Place services

11: Please let us know to what extent these options would negatively impact you, by using the scale below.

What impact do the place savings proposals have on respondents - Reduce grass cutting

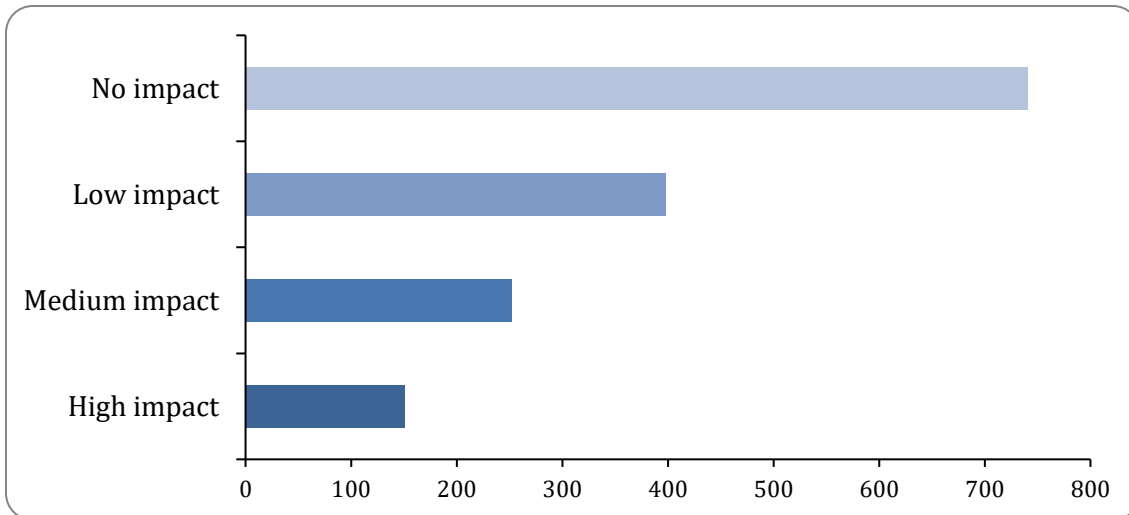
There were 1542 responses



Option	Total	Percent
No impact	503	32.62%
Low impact	459	29.77%
Medium impact	335	21.73%
High impact	245	15.89%
Not Answered	0	0.00%

What impact do the place savings proposals have on respondents - Reduce maintenance of council buildings (non housing)

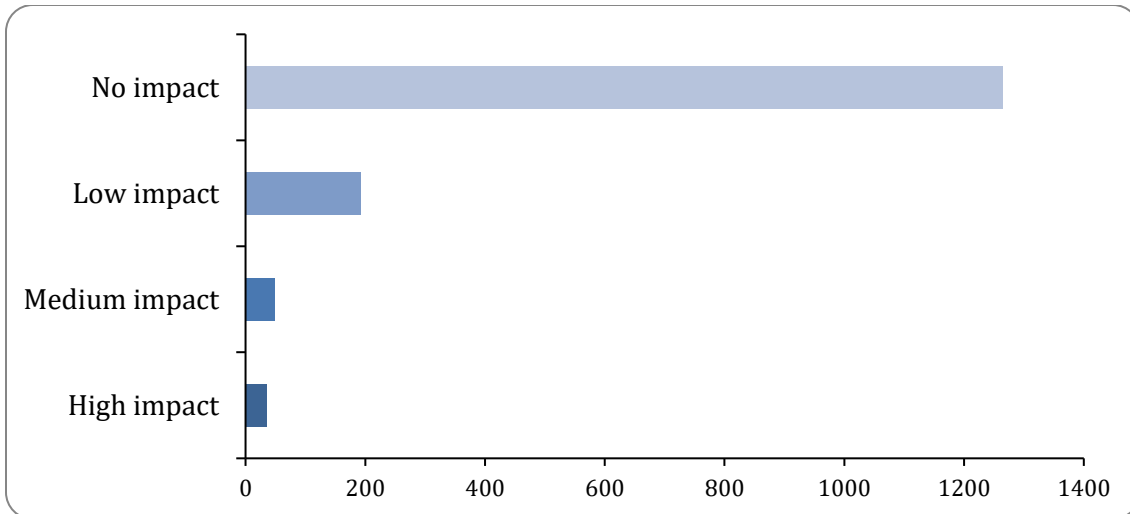
There were 1542 responses.



Option	Total	Percent
No impact	741	48.05%
Low impact	398	25.81%
Medium impact	252	16.34%
High impact	151	9.79%
Not Answered	0	0.00%

What impact do the place savings proposals have on respondents - Debt recover and pre-paid cards

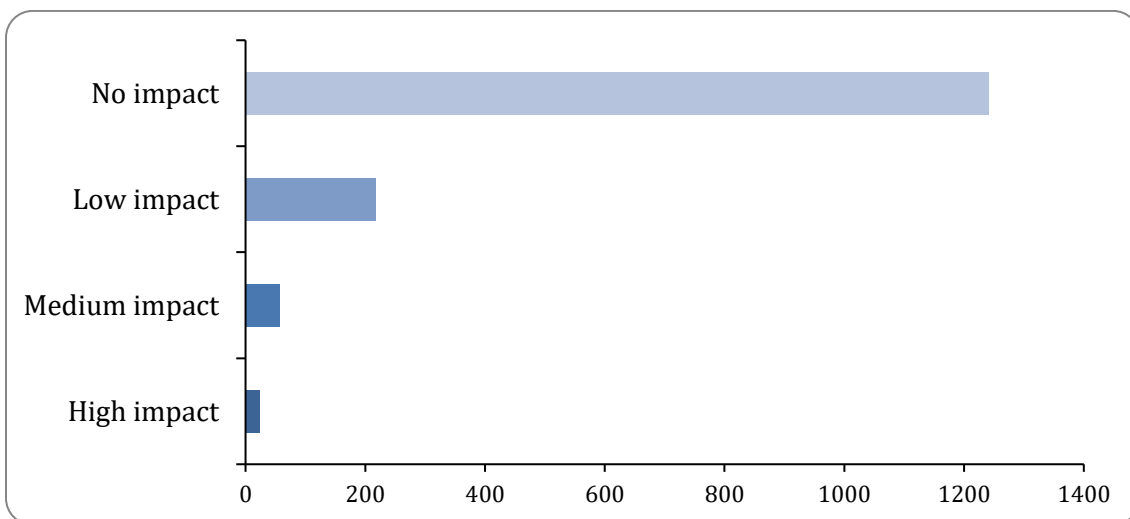
There were 1542 responses.



Option	Total	Percent
No impact	1265	82.04%
Low impact	192	12.45%
Medium impact	49	3.18%
High impact	36	2.33%
Not Answered	0	0.00%

What impact do the place savings proposals have on respondents - Review ITRENT and Talentlink business systems

There were 1542 responses.

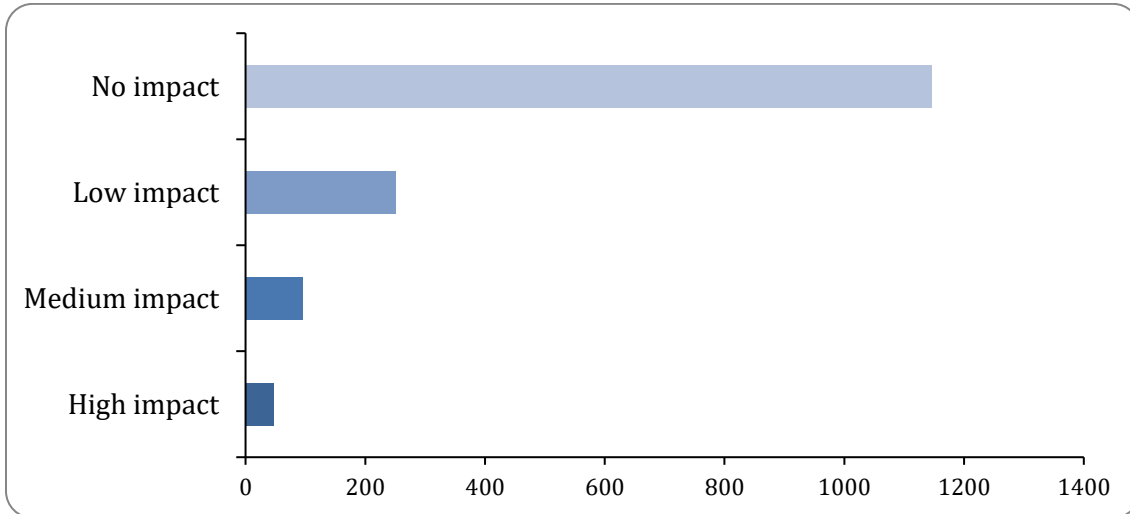


Option	Total	Percent
No impact	1242	80.54%
Low impact	218	14.14%

Medium impact	58	3.76%
High impact	24	1.56%
Not Answered	0	0.00%

What impact do the place savings proposals have on respondents - Digital assets - review software

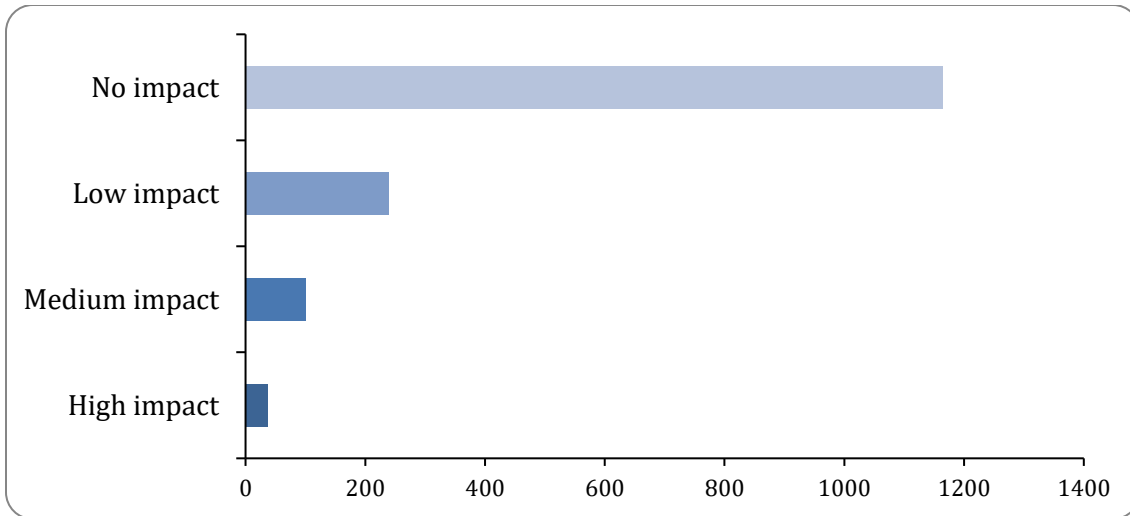
There were 1542 responses.



Option	Total	Percent
No impact	1147	74.38%
Low impact	251	16.28%
Medium impact	96	6.23%
High impact	48	3.11%
Not Answered	0	0.00%

What impact do the place savings proposals have on respondents - Digital assets - review licences

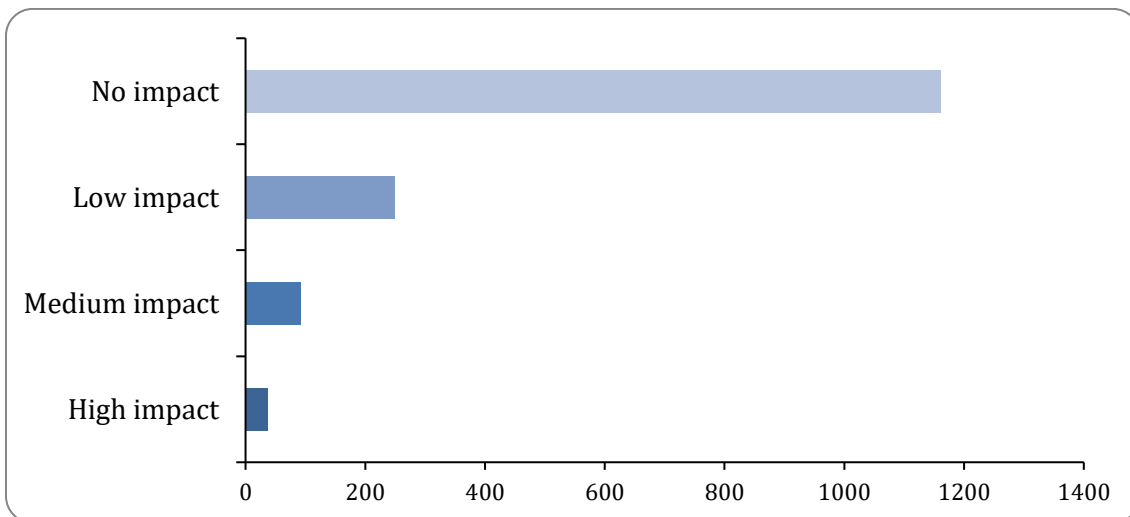
There were 1542 responses.



Option	Total	Percent
No impact	1164	75.49%
Low impact	240	15.56%
Medium impact	101	6.55%
High impact	37	2.40%
Not Answered	0	0.00%

What impact do the place savings proposals have on respondents - Digital assets - review lifecycle

There were 1542 responses.

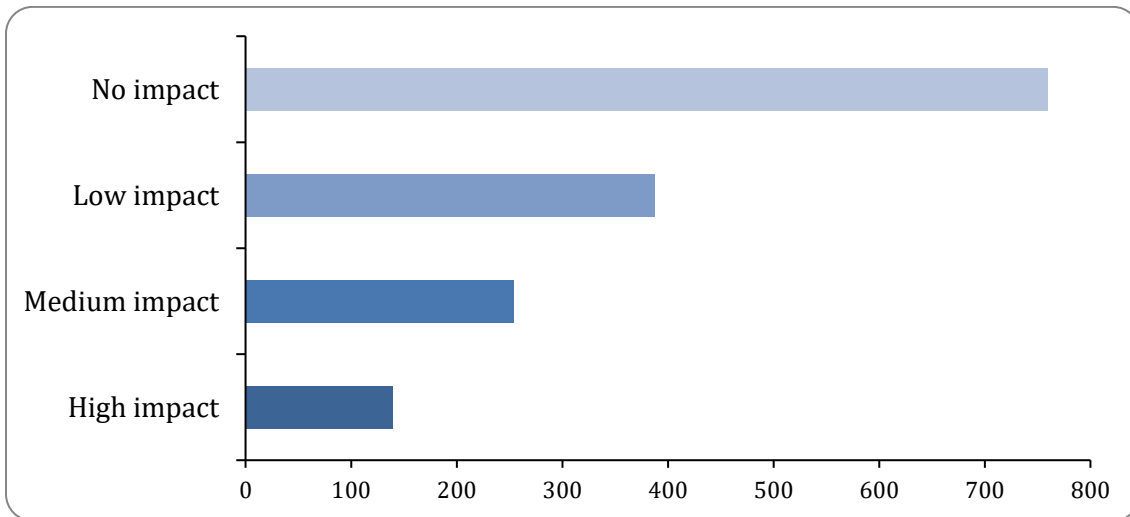


Option	Total	Percent
No impact	1161	75.29%
Low impact	250	16.21%

Medium impact	93	6.03%
High impact	38	2.46%
Not Answered	0	0.00%

What impact do the place savings proposals have on respondents - Internal charges for sport and leisure facilities

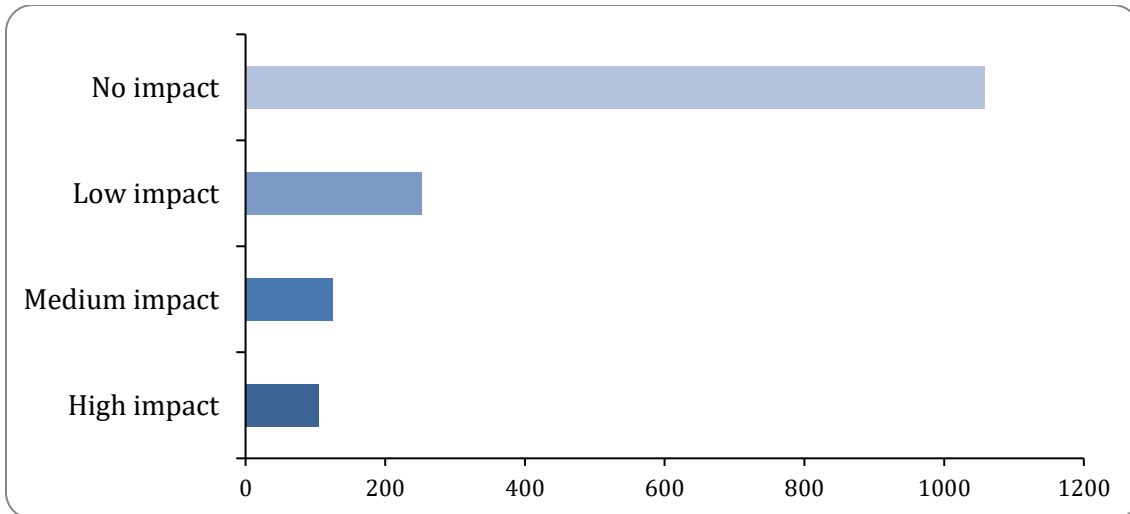
There were 1542 responses.



Option	Total	Percent
No impact	760	49.29%
Low impact	388	25.16%
Medium impact	254	16.47%
High impact	140	9.08%
Not Answered	0	0.00%

What impact do the place savings proposals have on respondents - Gorebridge facilities

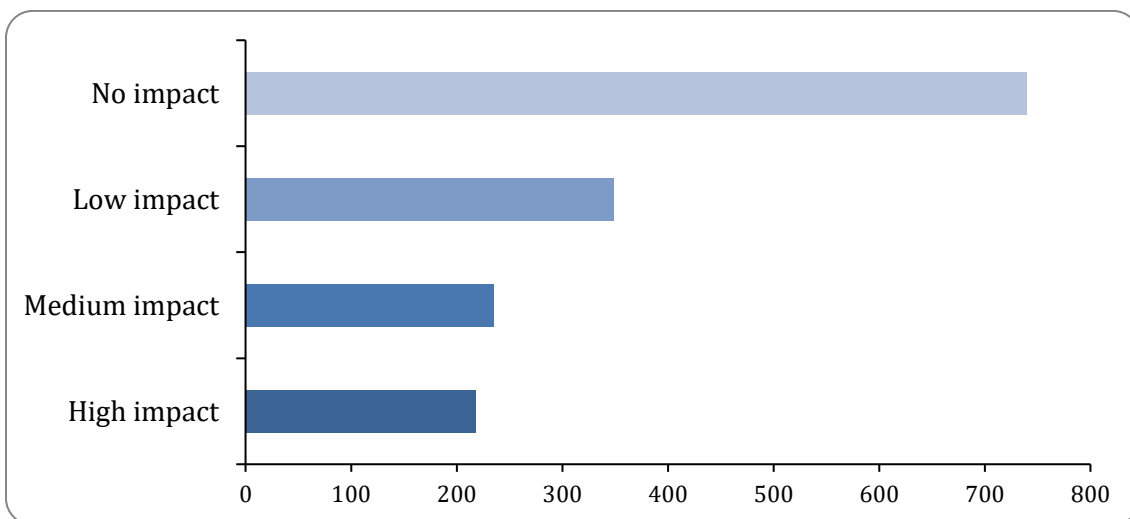
There were 1542 responses.



Option	Total	Percent
No impact	1059	68.68%
Low impact	253	16.41%
Medium impact	125	8.11%
High impact	105	6.81%
Not Answered	0	0.00%

What impact do the place savings proposals have on respondents - Reduce cleaning in council buildings

There were 1542 responses.



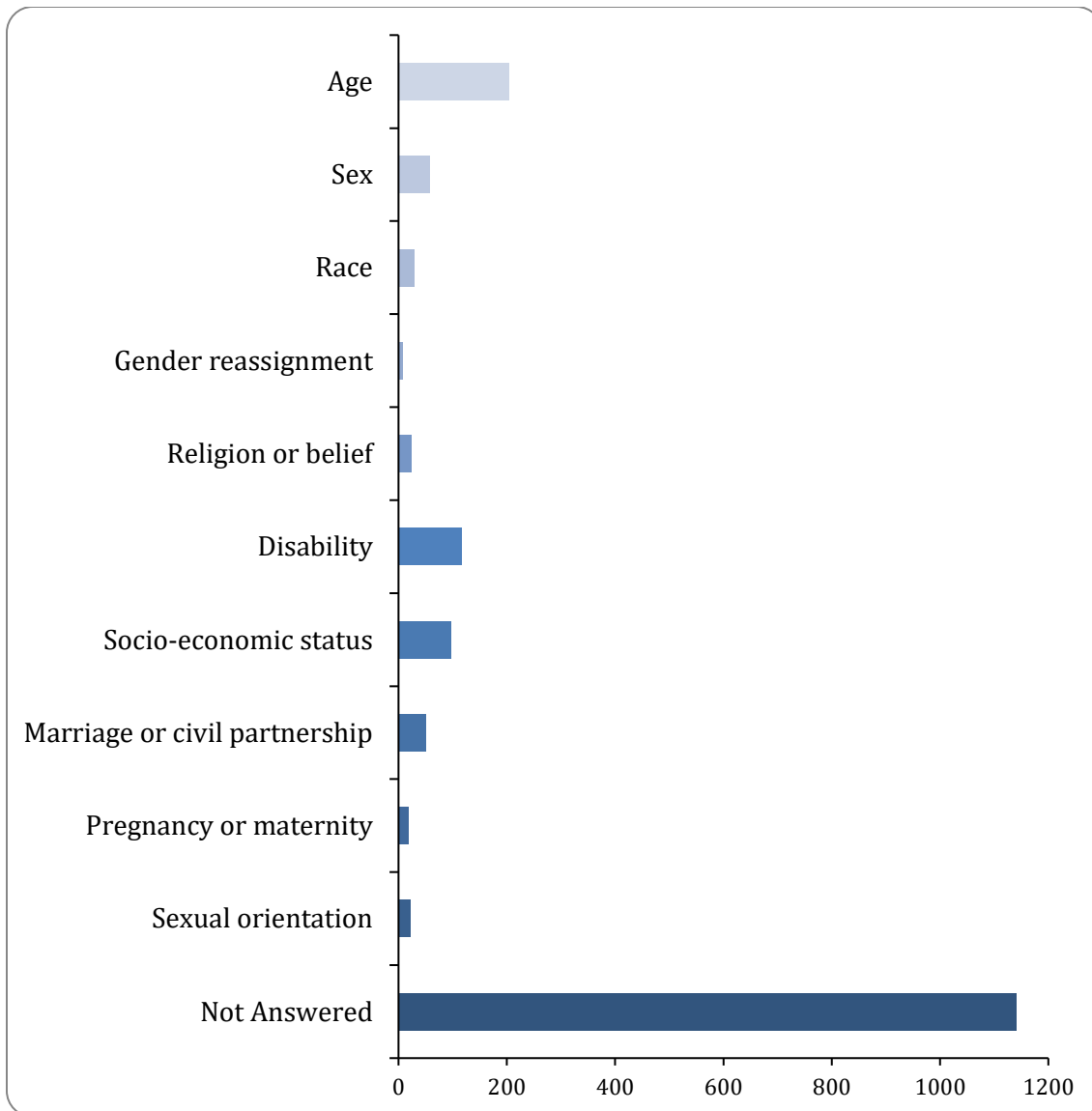
Option	Total	Percent
No impact	740	47.99%
Low impact	349	22.63%

Medium impact	235	15.24%
High impact	218	14.14%
Not Answered	0	0.00%

12: If any of the options impact you because of your protected characteristic please select all that apply. You can find more information about Protected Characteristics in Related Information above. (This information will help with the specific assessment of impact on individuals with a particular protected characteristic, those in socio-economic disadvantage and small business owners.)

Protected characteristics of people responding to Place savings proposals

There were 401 responses



Option	Total	Percent
Age	204	13.23%
Sex	58	3.76%
Race	29	1.88%
Gender reassignment	8	0.52%
Religion or belief	24	1.56%
Disability	116	7.52%
Socio-economic status	97	6.29%
Marriage or civil partnership	50	3.24%
Pregnancy or maternity	18	1.17%
Sexual orientation	22	1.43%
Not Answered	1141	73.99%

13: Please provide comments to explain how the option(s) impacts you. Do not include your name or any other personal information.

Comment box about impact of Place savings proposals

14: Do you have any suggestions of how we can reduce the impact of any of the options?

Comment box for suggestions on reducing the impact of Place savings proposals

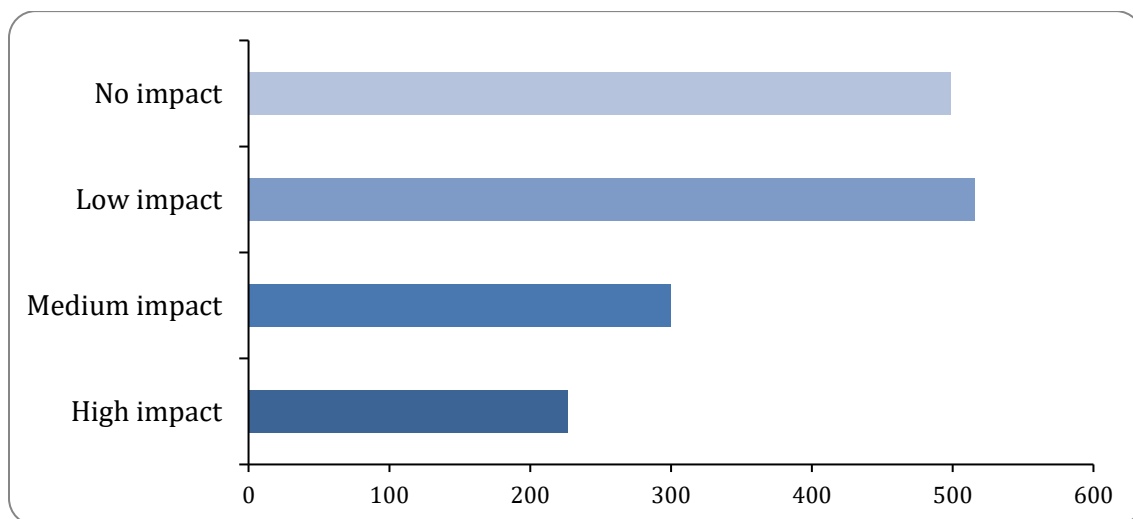
15: Do you have any other suggestions of how we could reduce spend or generate additional income in relation to Place services? Do not include your name or any other personal information.

Comment box for other suggestions on reducing spend or generating income for Place services

16: Please let us know to what extent these options would negatively impact you, by using the scale below.

Impact of stopping community services - Stop funding Christmas lights

There were 1542 responses

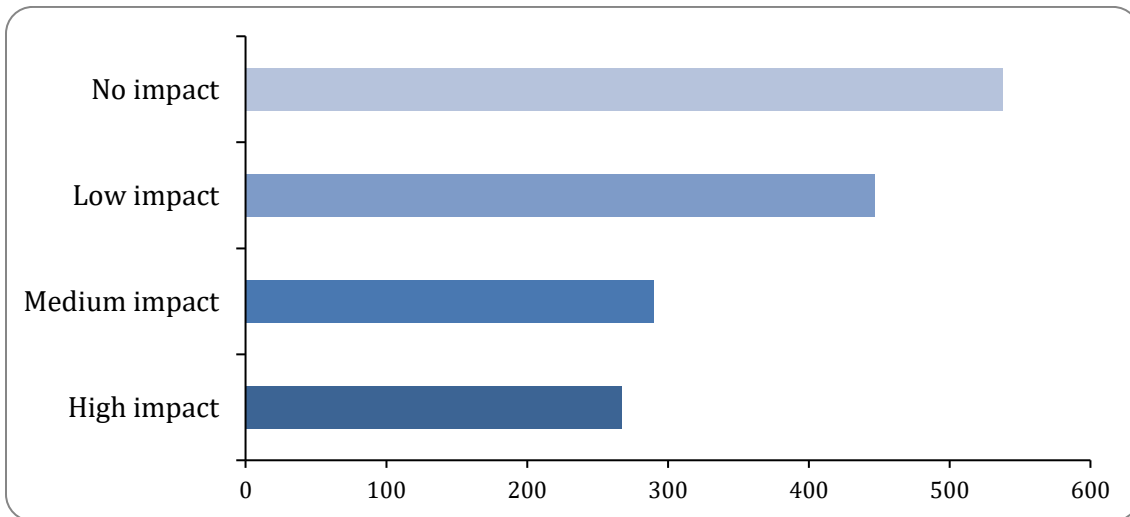


Option	Total	Percent
No impact	499	32.36%
Low impact	516	33.46%

Medium impact	300	19.46%
High impact	227	14.72%
Not Answered	0	0.00%

Impact of stopping community services - Stop funding gala days and events

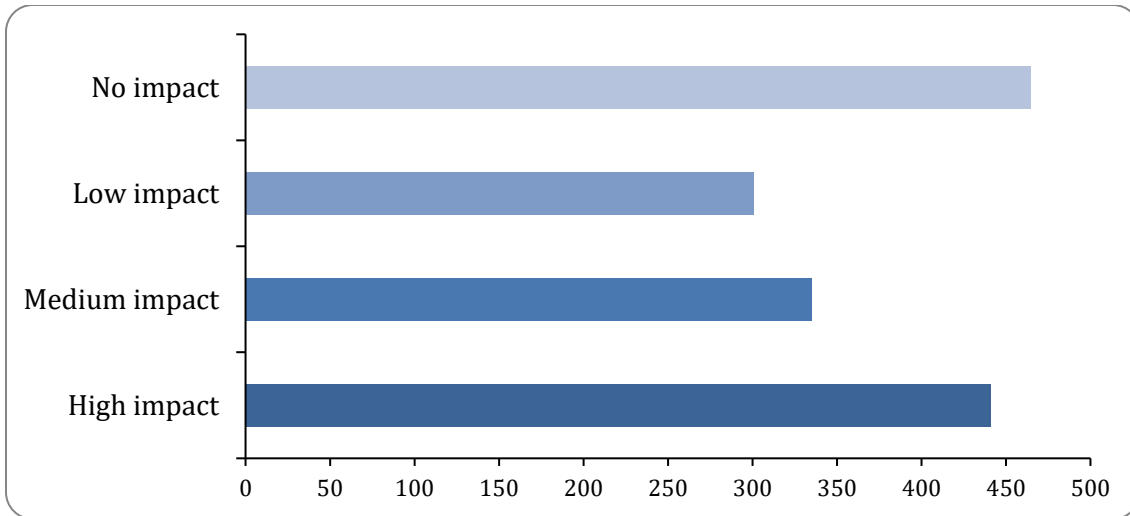
There were 1542 responses



Option	Total	Percent
No impact	538	34.89%
Low impact	447	28.99%
Medium impact	290	18.81%
High impact	267	17.32%
Not Answered	0	0.00%

Impact of stopping community services - Stop funding Midlothian Community Action Team

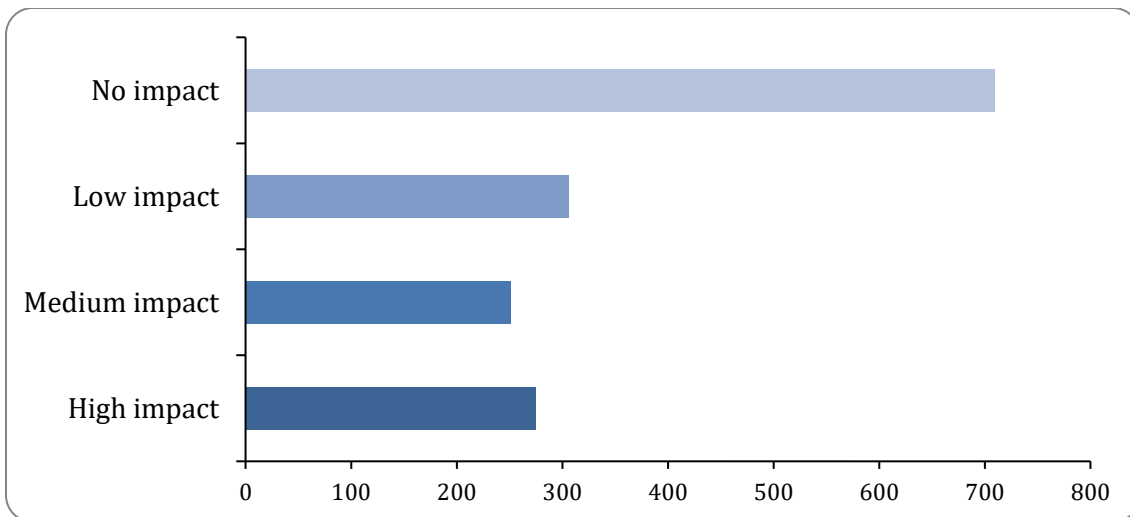
There were 1542 responses to this part of the question.



Option	Total	Percent
No impact	465	30.16%
Low impact	301	19.52%
Medium impact	335	21.73%
High impact	441	28.60%
Not Answered	0	0.00%

Impact of stopping community services - Stop community transport funding

There were 1542 responses

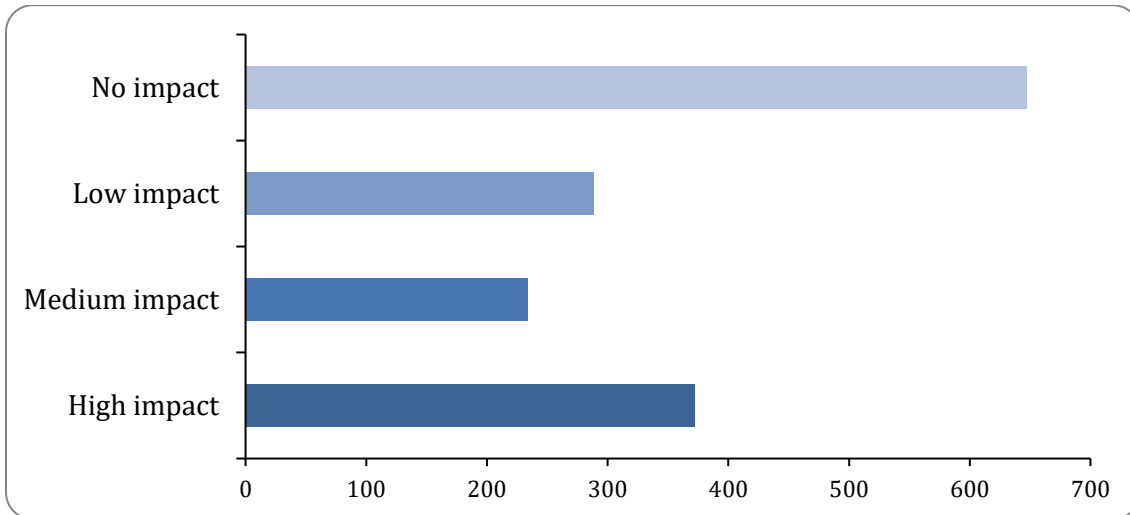


Option	Total	Percent
No impact	710	46.04%
Low impact	306	19.84%
Medium impact	251	16.28%

High impact	275	17.83%
Not Answered	0	0.00%

Impact of stopping community services - Stop supported bus travel

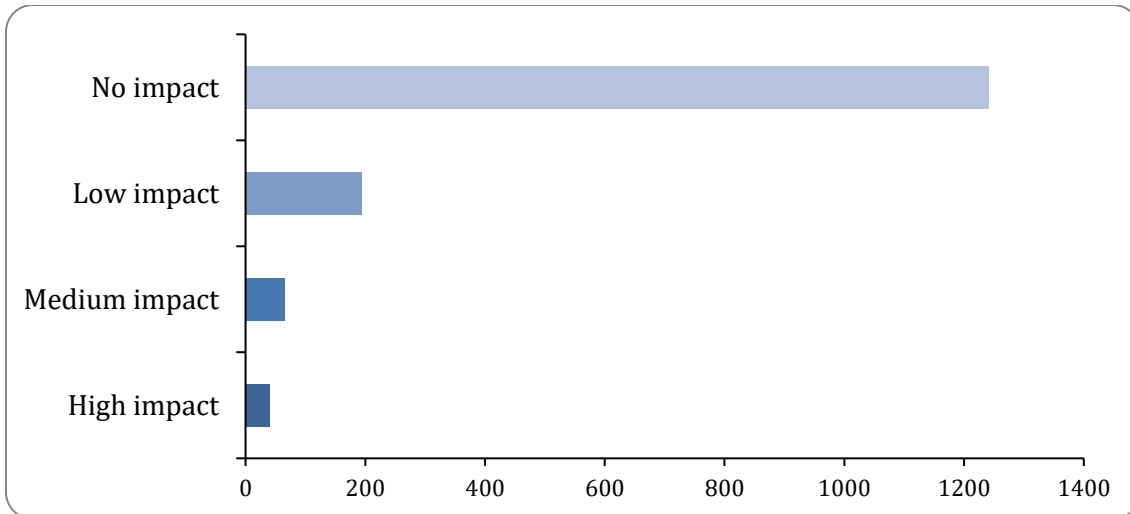
There were 1542 responses



Option	Total	Percent
No impact	647	41.96%
Low impact	289	18.74%
Medium impact	234	15.18%
High impact	372	24.12%
Not Answered	0	0.00%

Impact of stopping community services - Stop maintaining Dalkeith Bowling Green

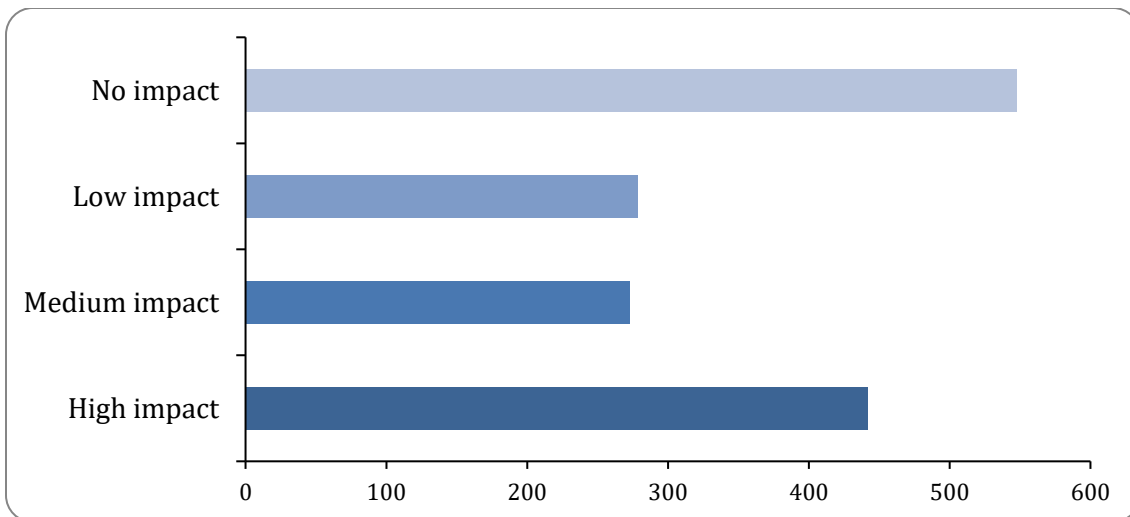
There were 1542 responses to this part of the question.



Option	Total	Percent
No impact	1241	80.48%
Low impact	195	12.65%
Medium impact	66	4.28%
High impact	40	2.59%
Not Answered	0	0.00%

Impact of stopping community services - Stop school crossing patrol guides

There were 1542 responses.

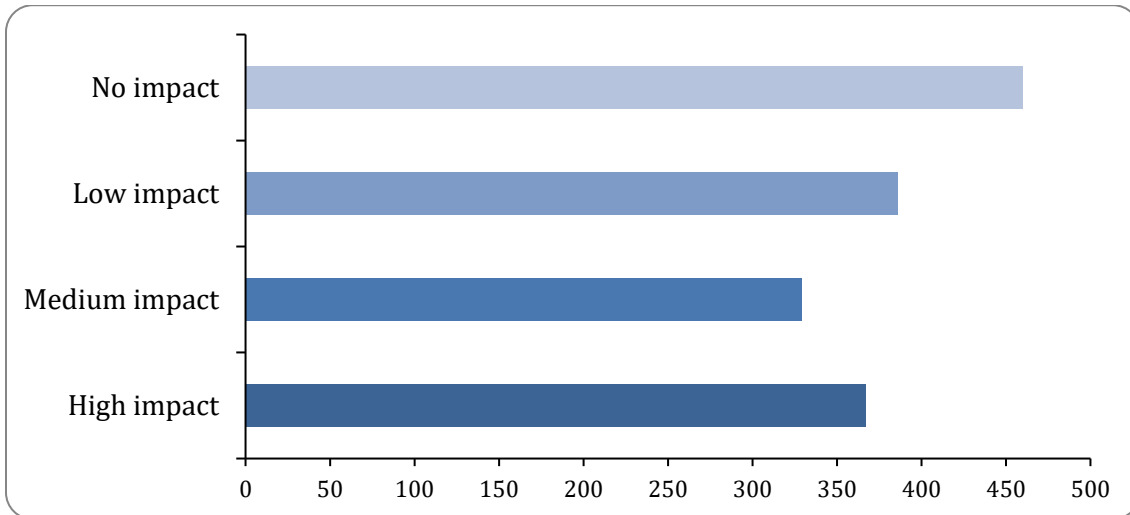


Option	Total	Percent
No impact	548	35.54%
Low impact	279	18.09%
Medium impact	273	17.70%

High impact	442	28.66%
Not Answered	0	0.00%

Impact of stopping community services - Stop collection glass

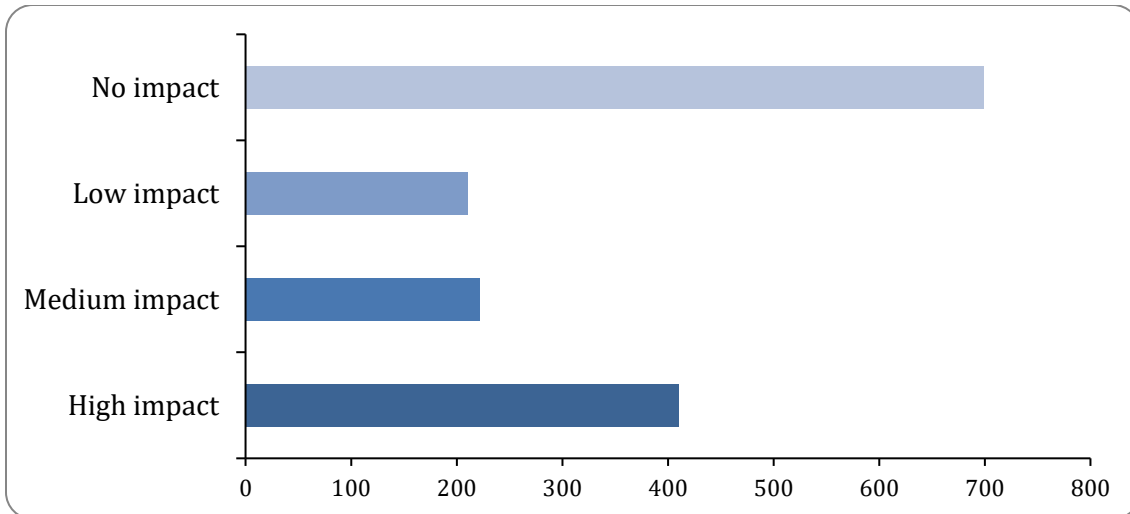
There were 1542 responses.



Option	Total	Percent
No impact	460	29.83%
Low impact	386	25.03%
Medium impact	329	21.34%
High impact	367	23.80%
Not Answered	0	0.00%

Impact of stopping community services - Close Penicuik Recycling Centre

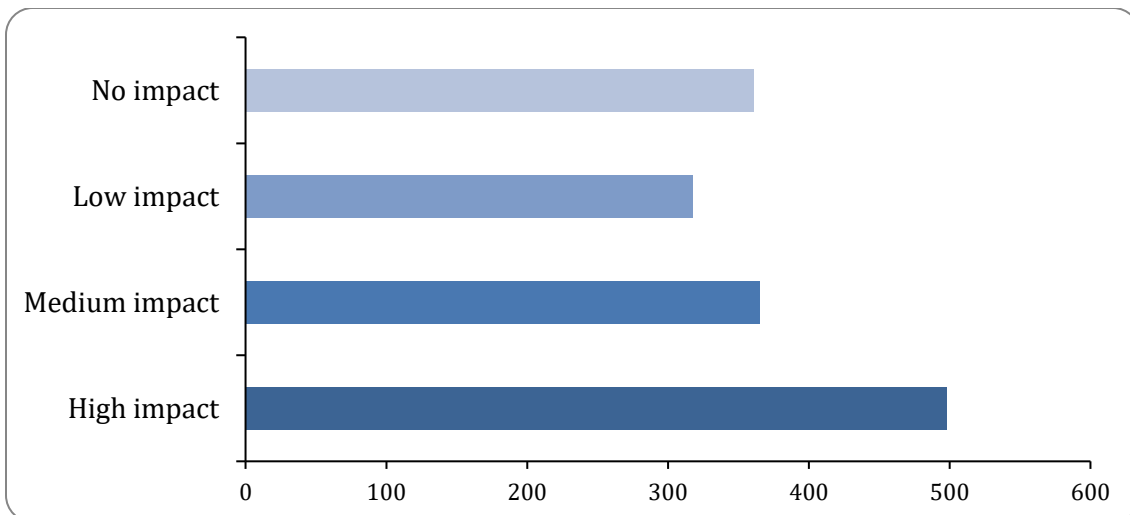
There were 1542 responses



Option	Total	Percent
No impact	699	45.33%
Low impact	211	13.68%
Medium impact	222	14.40%
High impact	410	26.59%
Not Answered	0	0.00%

Impact of stopping community services - Stop out-of-hours footpath gritting

There were 1542 responses.

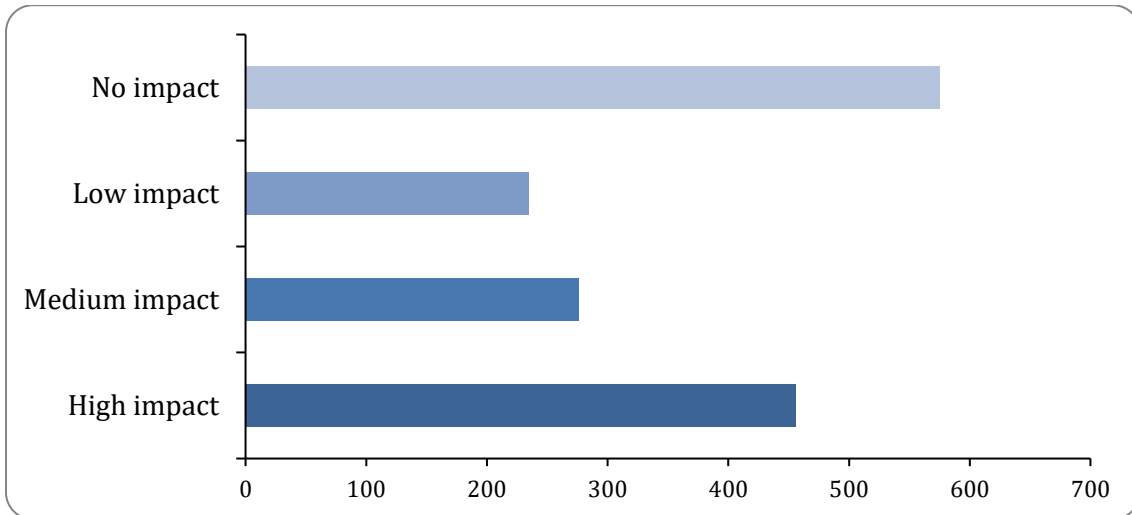


Option	Total	Percent
No impact	361	23.41%
Low impact	318	20.62%
Medium impact	365	23.67%

High impact	498	32.30%
Not Answered	0	0.00%

Impact of stopping community services - Stop Active Schools

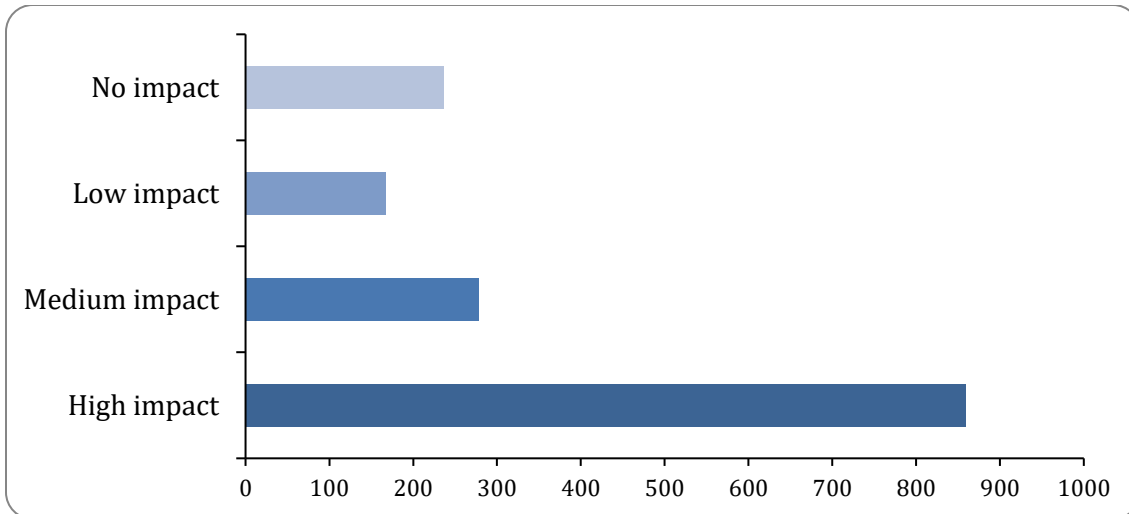
There were 1542 responses



Option	Total	Percent
No impact	575	37.29%
Low impact	235	15.24%
Medium impact	276	17.90%
High impact	456	29.57%
Not Answered	0	0.00%

Impact of stopping community services - Close leisure centres

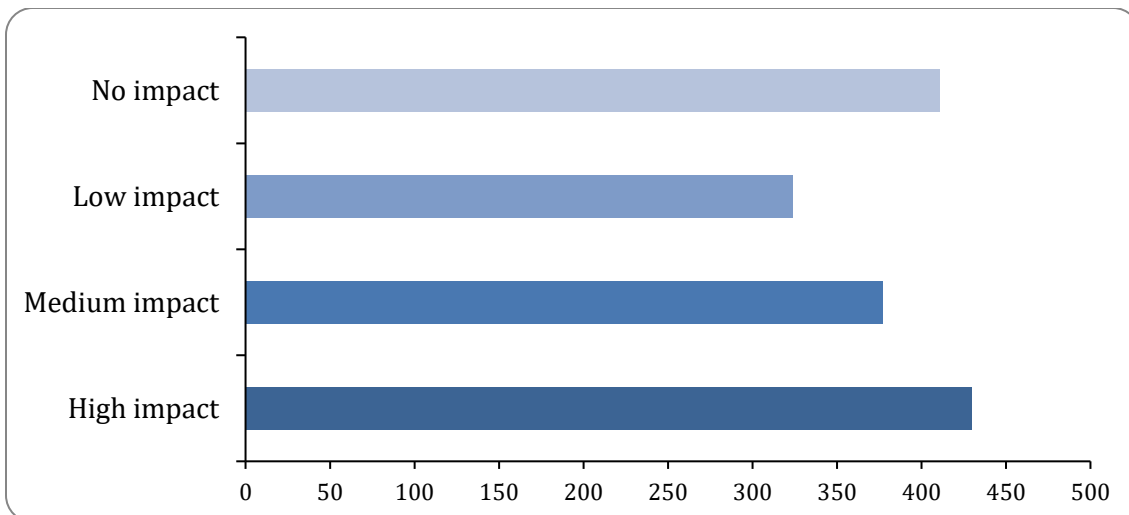
There were 1542 responses



Option	Total	Percent
No impact	237	15.37%
Low impact	167	10.83%
Medium impact	279	18.09%
High impact	859	55.71%
Not Answered	0	0.00%

Impact of stopping community services - Review sport and leisure services

There were 1542 responses.

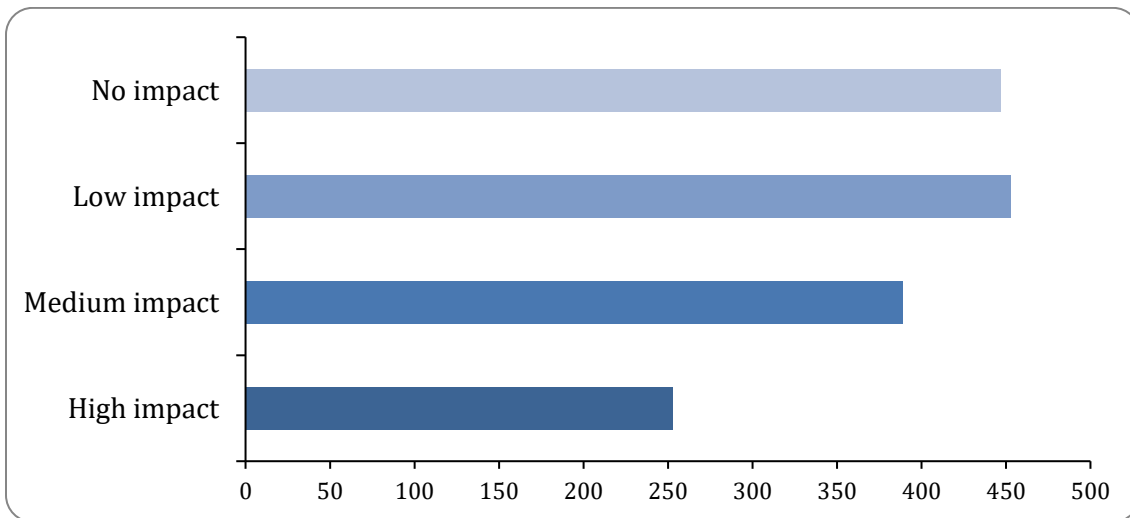


Option	Total	Percent
No impact	411	26.65%
Low impact	324	21.01%
Medium impact	377	24.45%

High impact	430	27.89%
Not Answered	0	0.00%

Impact of stopping community services - Review fees and charges

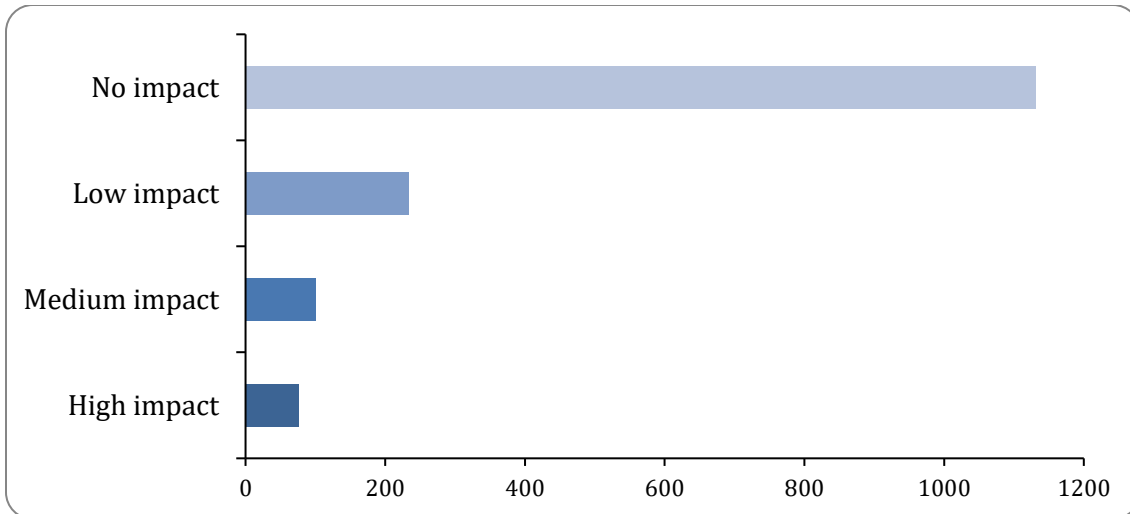
There were 1542 responses



Option	Total	Percent
No impact	447	28.99%
Low impact	453	29.38%
Medium impact	389	25.23%
High impact	253	16.41%
Not Answered	0	0.00%

Impact of stopping community services - Look into installing photovoltaic panels

There were 1542 responses

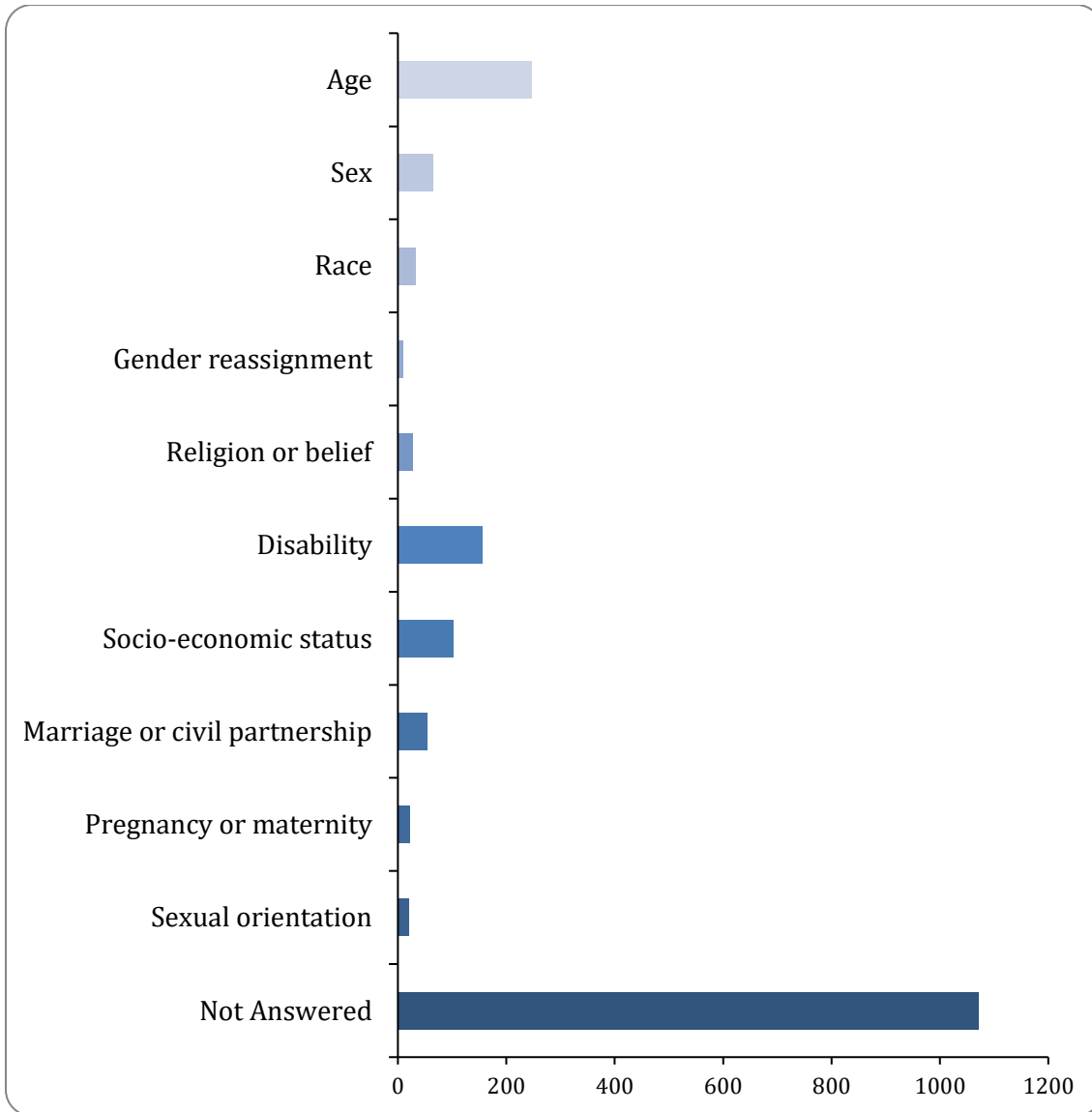


Option	Total	Percent
No impact	1131	73.35%
Low impact	234	15.18%
Medium impact	101	6.55%
High impact	76	4.93%
Not Answered	0	0.00%

17: If any of the options impact you because of your Protected Characteristic please select all that apply. You will find more information on Protected Characteristics in Related Information. (This information will help with the specific assessment of impact on individuals with a particular protected characteristic, those in socio-economic disadvantage and small business owners.)

Impact of stopping community services on those with protected characteristics

There were 470 responses.



Option	Total	Percent
Age	247	16.02%
Sex	66	4.28%
Race	33	2.14%
Gender reassignment	9	0.58%
Religion or belief	28	1.82%
Disability	157	10.18%
Socio-economic status	102	6.61%
Marriage or civil partnership	55	3.57%
Pregnancy or maternity	23	1.49%
Sexual orientation	21	1.36%
Not Answered	1072	69.52%

18: Please provide comments to explain how the option(s) impacts you, Do not provide your name or any other personal information.

For comments on how stopping community services impacts someone with protected characteristics

19: Do you have any suggestions of how we can reduce the impact of any of the options? Do not include your name or any other personal information.

Suggestions about reducing the impact of those communities savings options

20: Do you have any other suggestions of how we could reduce spend or generate additional income in relation to our communities?

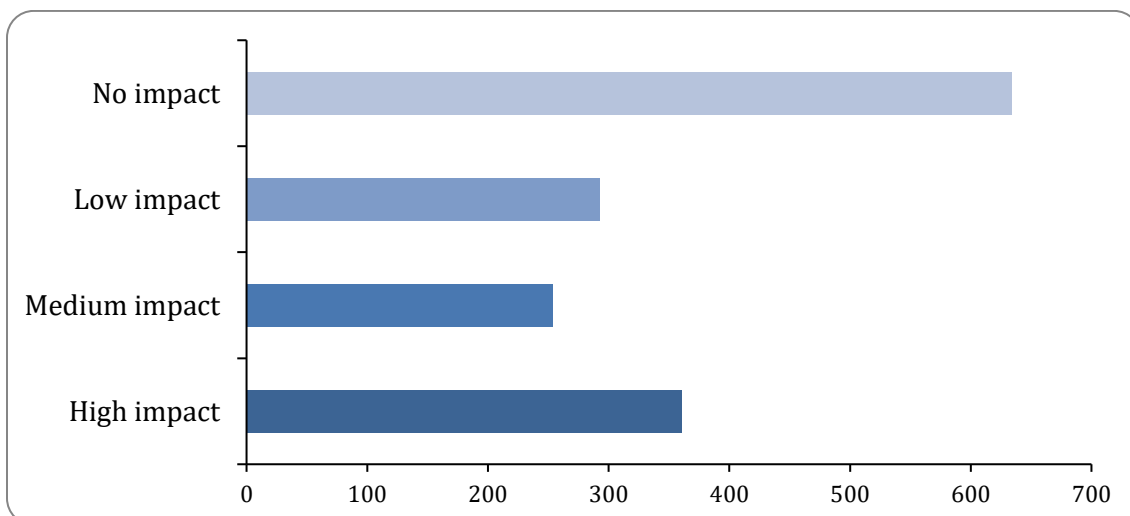
Box for additional suggestions about saving services for our communities

CHILDREN, YOUNG PEOPLE AND PARTNERSHIPS PROPOSALS

21: Please let us know to what extent these options would negatively impact you, by using the scale below.

The impact of Children, Young People and Partnerships savings proposals - Children’s Young People and Partnerships contract review

There were 1542 responses.

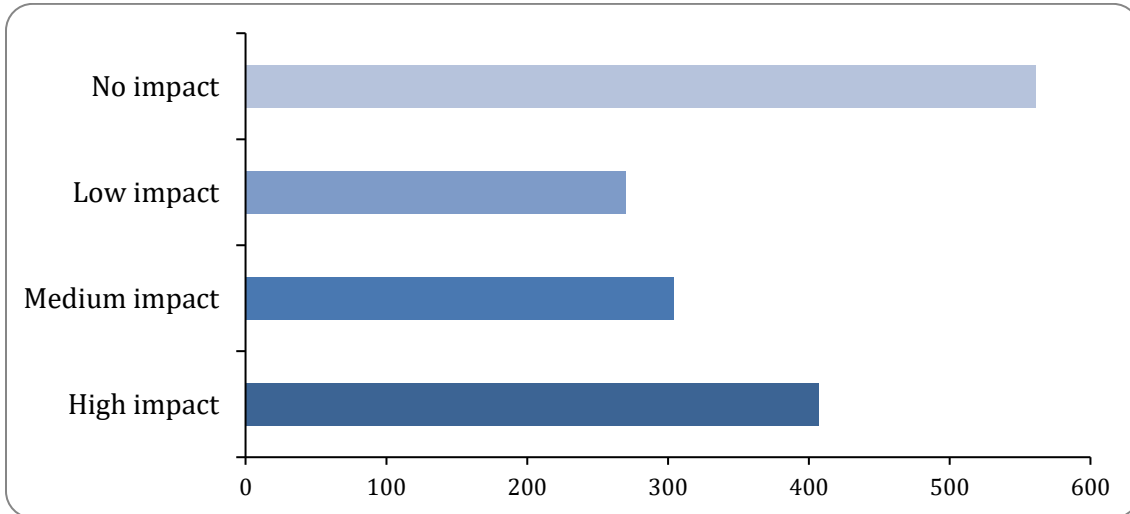


Option	Total	Percent
No impact	634	41.12%
Low impact	293	19.00%

Medium impact	254	16.47%
High impact	361	23.41%
Not Answered	0	0.00%

The impact of Children, Young People and Partnerships savings proposals - Rationalisation of the school estate

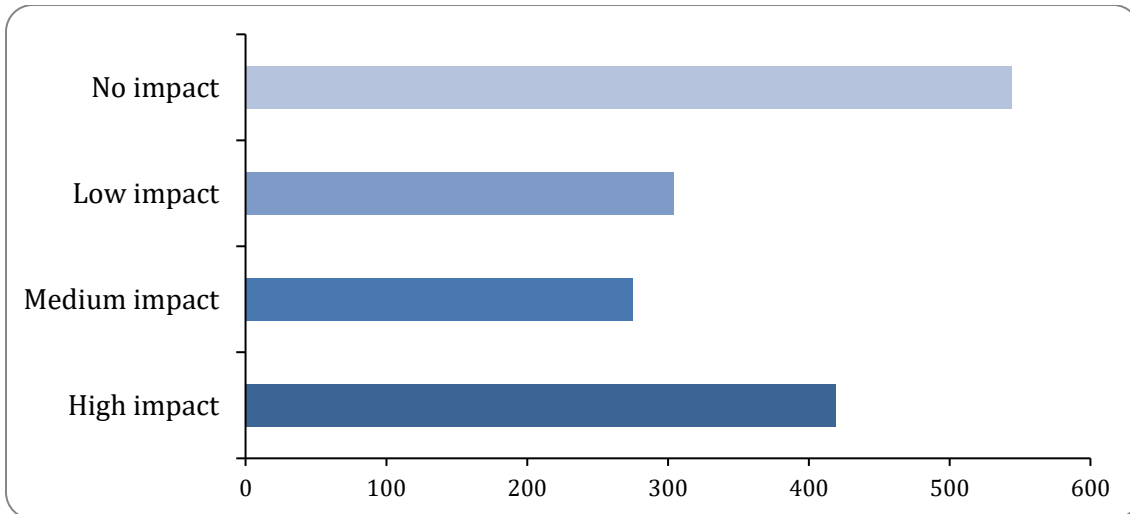
There were 1542 responses.



Option	Total	Percent
No impact	561	36.38%
Low impact	270	17.51%
Medium impact	304	19.71%
High impact	407	26.39%
Not Answered	0	0.00%

The impact of Children, Young People and Partnerships savings proposals - School Library Service Review

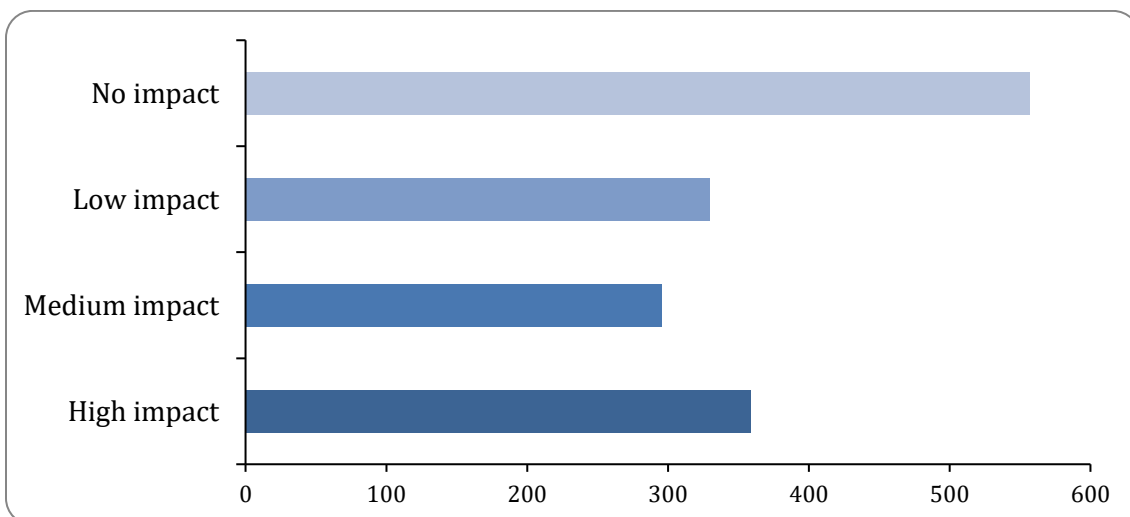
There were 1542 responses.



Option	Total	Percent
No impact	544	35.28%
Low impact	304	19.71%
Medium impact	275	17.83%
High impact	419	27.17%
Not Answered	0	0.00%

The impact of Children, Young People and Partnerships savings proposals - Reducing Communities & Lifelong Learning

There were 1542 responses.

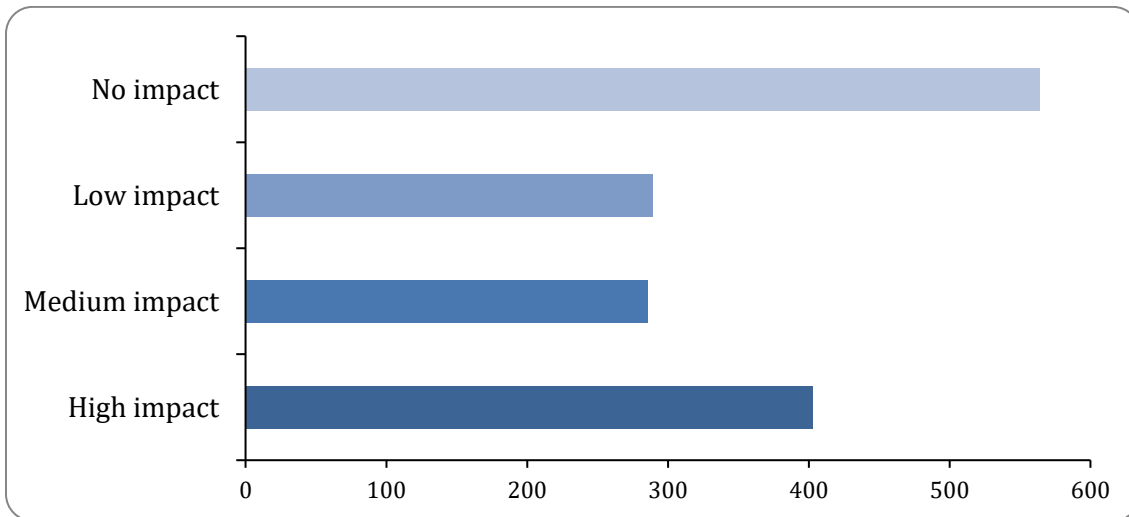


Option	Total	Percent
No impact	557	36.12%
Low impact	330	21.40%

Medium impact	296	19.20%
High impact	359	23.28%
Not Answered	0	0.00%

The impact of Children, Young People and Partnerships savings proposals - Reducing Children Young People and Partnerships central teams

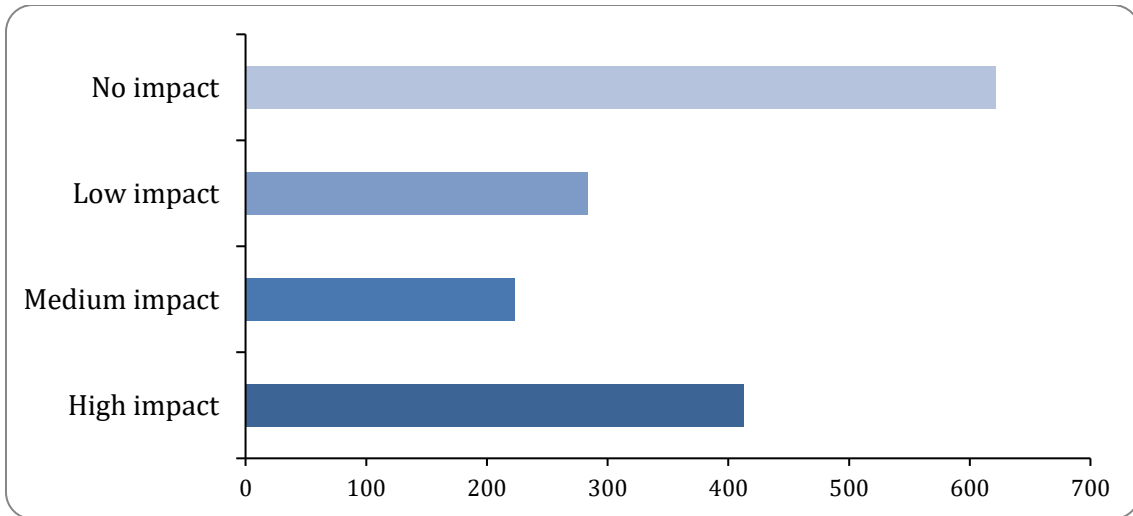
There were 1542 responses.



Option	Total	Percent
No impact	564	36.58%
Low impact	289	18.74%
Medium impact	286	18.55%
High impact	403	26.13%
Not Answered	0	0.00%

The impact of Children, Young People and Partnerships savings proposals - Reducing Devolved School Management Allocation for Scottish Index for Multiple Deprivation (SIMD)

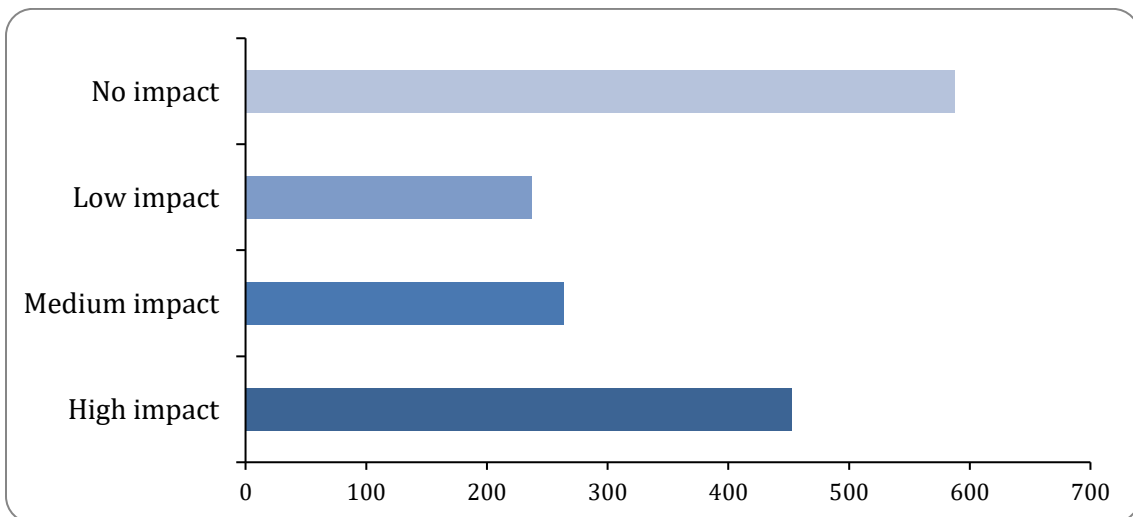
There were 1542 responses.



Option	Total	Percent
No impact	622	40.34%
Low impact	284	18.42%
Medium impact	223	14.46%
High impact	413	26.78%
Not Answered	0	0.00%

The impact of Children, Young People and Partnerships savings proposals - Reducing the Instrumental Music Service

There were 1542 responses.

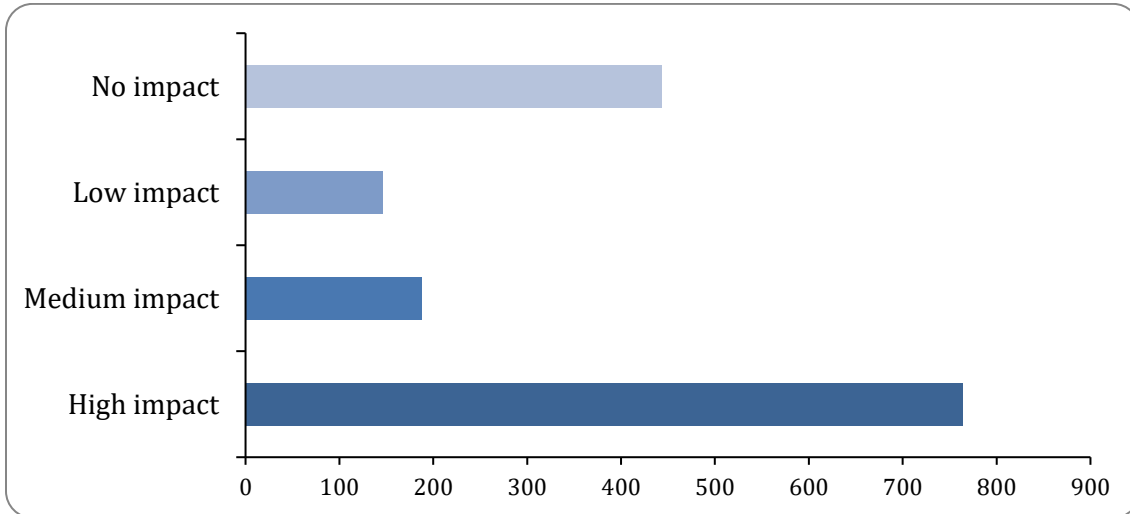


Option	Total	Percent
No impact	588	38.13%
Low impact	237	15.37%

Medium impact	264	17.12%
High impact	453	29.38%
Not Answered	0	0.00%

**The impact of Children, Young People and Partnerships savings proposals -
Reducing Learning Hours**

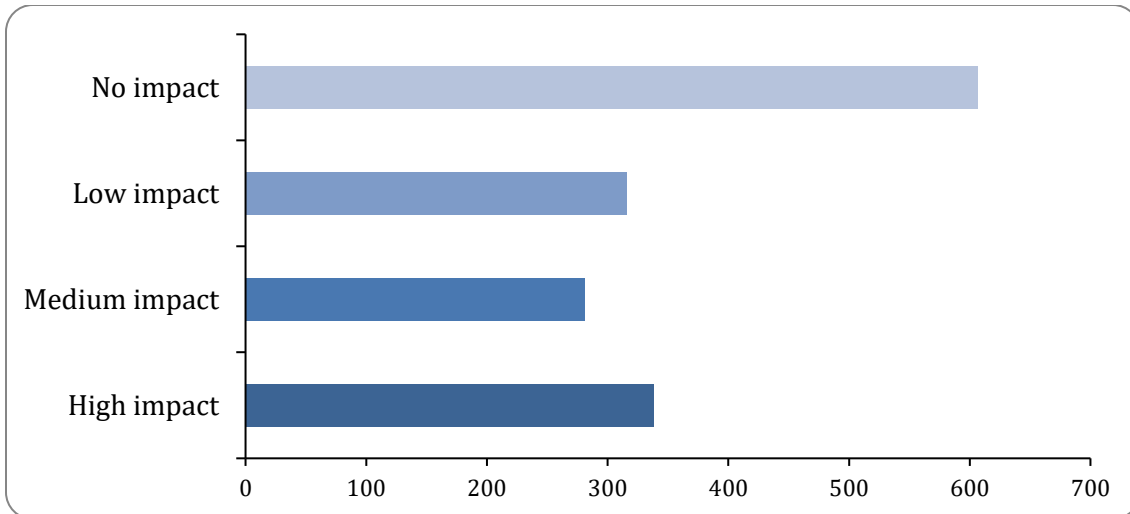
There were 1542 responses.



Option	Total	Percent
No impact	444	28.79%
Low impact	146	9.47%
Medium impact	188	12.19%
High impact	764	49.55%
Not Answered	0	0.00%

**The impact of Children, Young People and Partnerships savings proposals -
Reductions through sharing services**

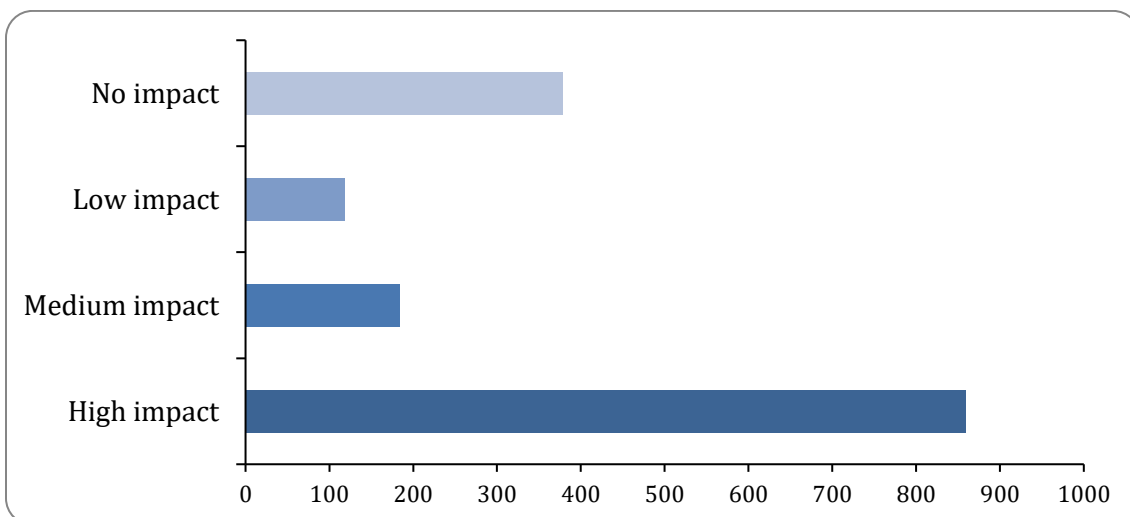
There were 1542 responses.



Option	Total	Percent
No impact	607	39.36%
Low impact	316	20.49%
Medium impact	281	18.22%
High impact	338	21.92%
Not Answered	0	0.00%

The impact of Children, Young People and Partnerships savings proposals - Reducing the budget for learning assistants

There were 1542 responses.



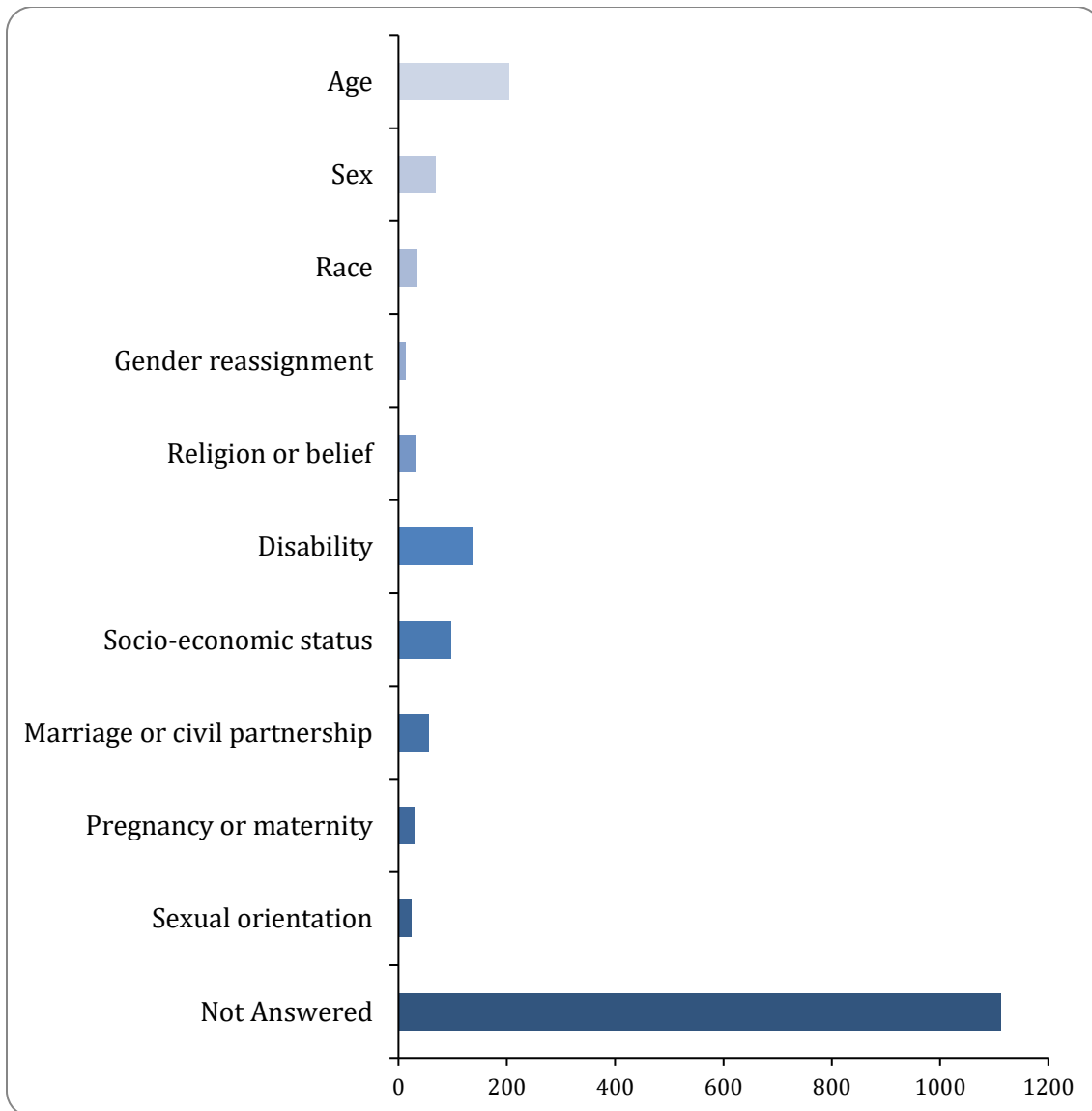
Option	Total	Percent
No impact	379	24.58%
Low impact	119	7.72%

Medium impact	184	11.93%
High impact	860	55.77%
Not Answered	0	0.00%

22: If any of the options impact you because of your protected characteristic please select all that apply. You can find more information about Protected Characteristics in Related Information above. (This information will help with the specific assessment of impact on individuals with a particular protected characteristic, those in socio-economic disadvantage and small business owners.)

The impact of Children, Young People and Partnership savings on those with protected characteristics

There were 429 responses.



Option	Total	Percent
Age	205	13.29%
Sex	68	4.41%
Race	33	2.14%
Gender reassignment	13	0.84%
Religion or belief	32	2.08%
Disability	137	8.88%
Socio-economic status	98	6.36%
Marriage or civil partnership	56	3.63%
Pregnancy or maternity	30	1.95%
Sexual orientation	24	1.56%
Not Answered	1113	72.18%

23: Please provide comments to explain how the option(s) impacts you. Do not include your name or any other personal information.

Comment box on how Children, Young People and Partnerships savings impact on respondents

24: Do you have any suggestions of how we can reduce the impact of any of the options?

Suggestions on reducing the impact of Children, Young People and Partnerships savings proposals

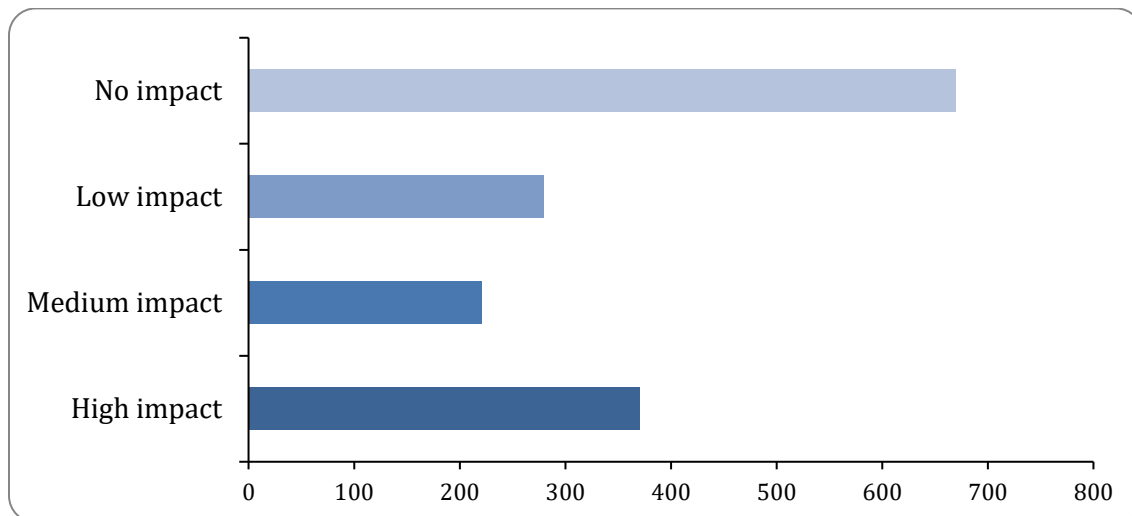
25: Do you have any other suggestions of how we could reduce spend or generate additional income in relation to Children, Young People and Partnerships services? Do not include your name or any other personal information.

Any suggestions on generating income or reducing spend on Children, Young People and Partnerships services

26: Please let us know to what extent these options would negatively impact you, by using the scale below.

Impact of Children, Young People and Partnerships savings proposals - Stopping management time in provisions

There were 1542 responses.

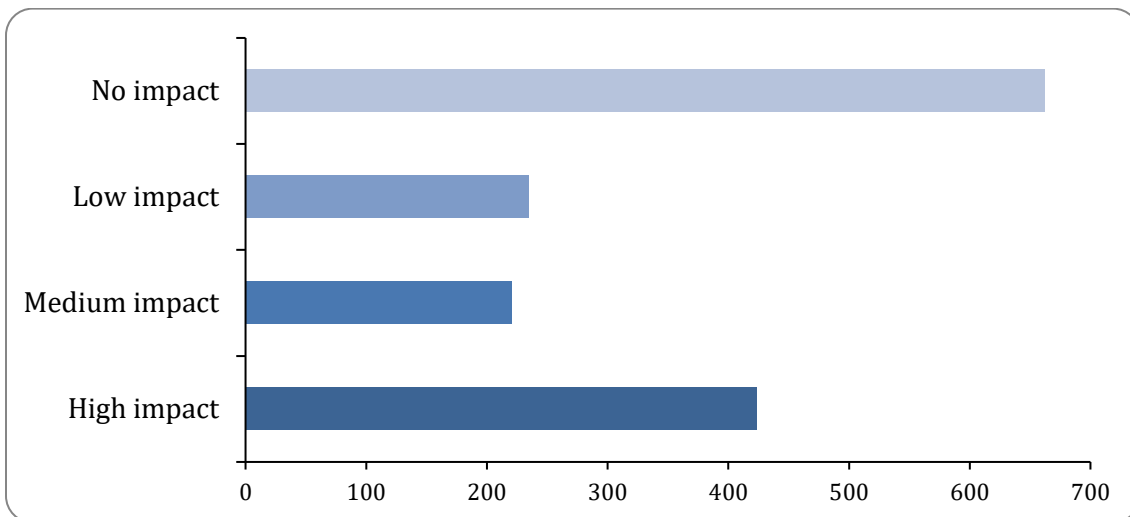


Option	Total	Percent
No impact	670	43.45%

Low impact	280	18.16%
Medium impact	221	14.33%
High impact	371	24.06%
Not Answered	0	0.00%

**Impact of Children, Young People and Partnerships savings proposals -
Stopping the Primary 4 Swimming Programme**

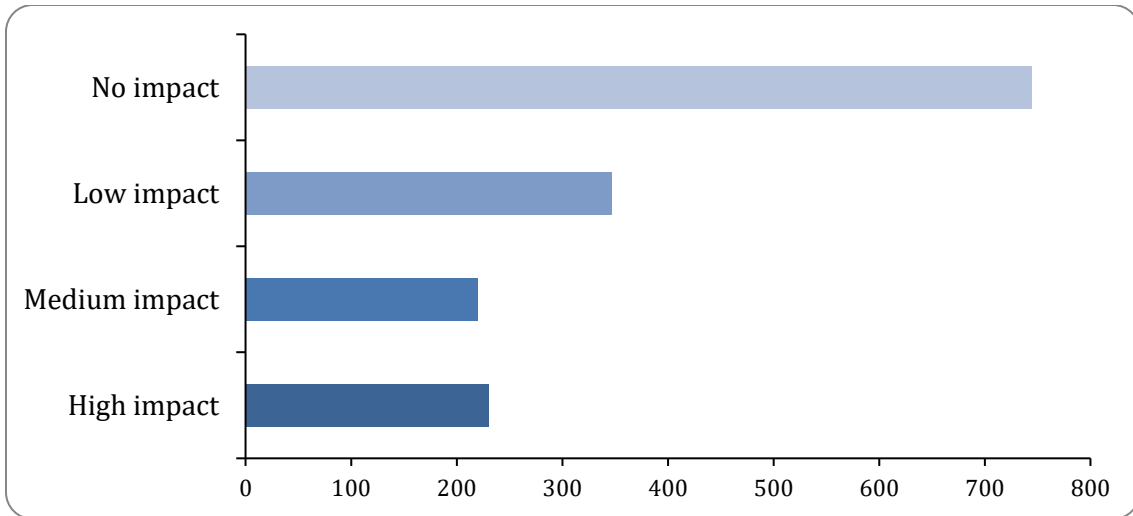
There were 1542 responses.



Option	Total	Percent
No impact	662	42.93%
Low impact	235	15.24%
Medium impact	221	14.33%
High impact	424	27.50%
Not Answered	0	0.00%

**Impact of Children, Young People and Partnerships savings proposals -
Increasing lets and charges**

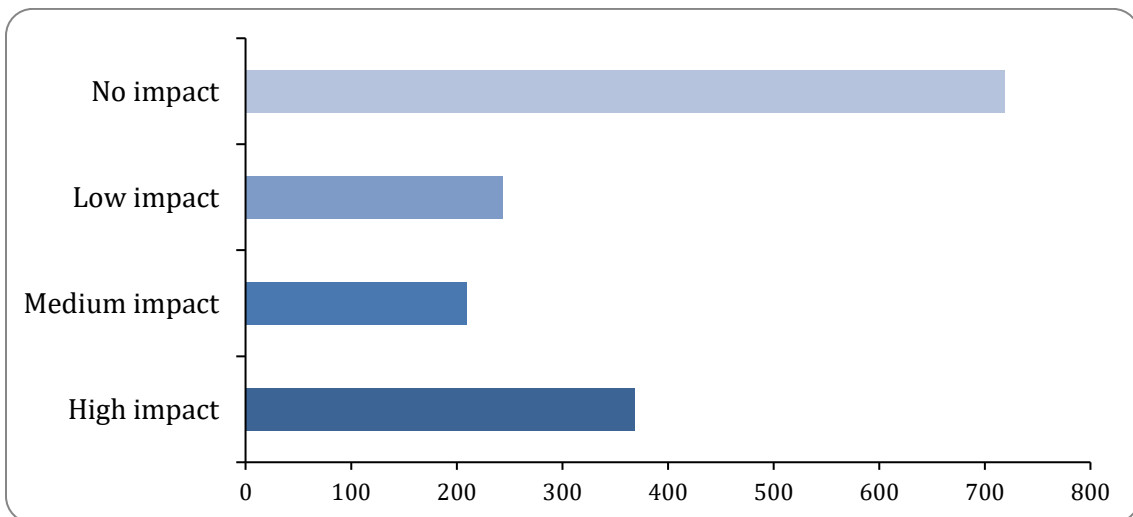
There were 1542 responses.



Option	Total	Percent
No impact	745	48.31%
Low impact	347	22.50%
Medium impact	220	14.27%
High impact	230	14.92%
Not Answered	0	0.00%

Impact of Children, Young People and Partnerships savings proposals - Reviewing out of school childcare provision

There were 1542 responses.

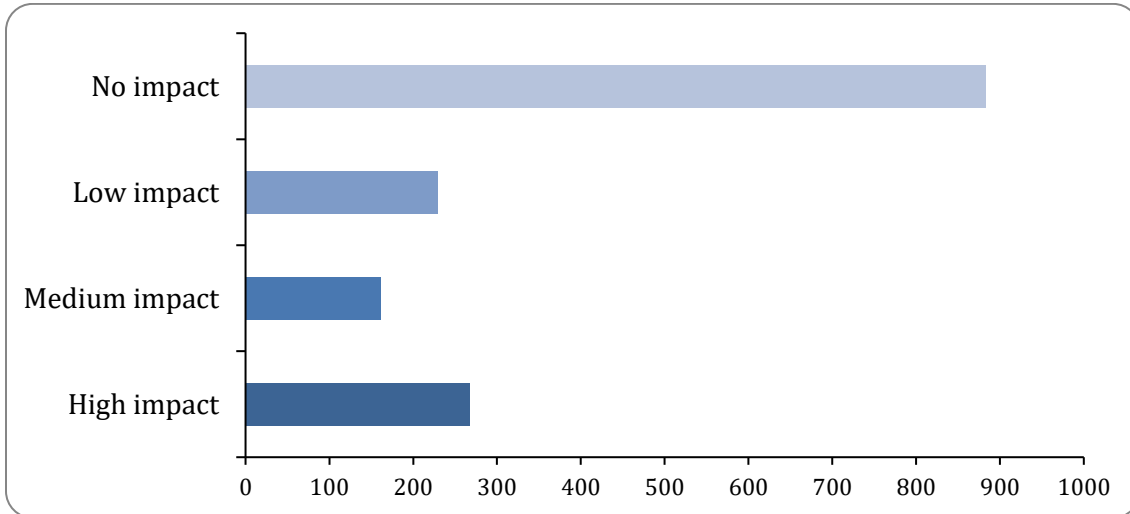


Option	Total	Percent
No impact	719	46.63%
Low impact	244	15.82%

Medium impact	210	13.62%
High impact	369	23.93%
Not Answered	0	0.00%

Impact of Children, Young People and Partnerships savings proposals - Early Learning Childcare 52 week provision

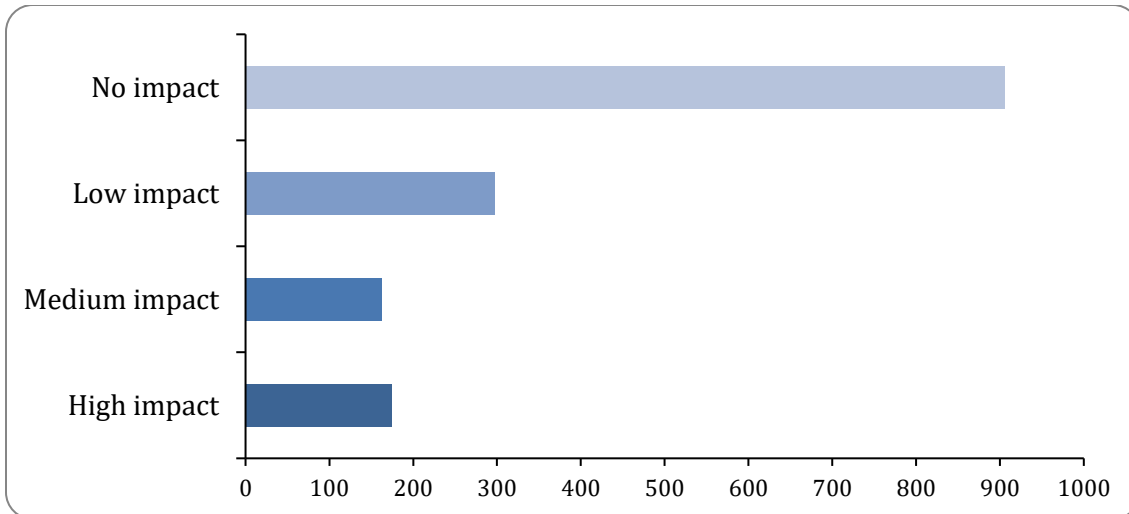
There were 1542 responses.



Option	Total	Percent
No impact	883	57.26%
Low impact	229	14.85%
Medium impact	162	10.51%
High impact	268	17.38%
Not Answered	0	0.00%

Impact of Children, Young People and Partnerships savings proposals - Offering professional services

There were 1542 responses.

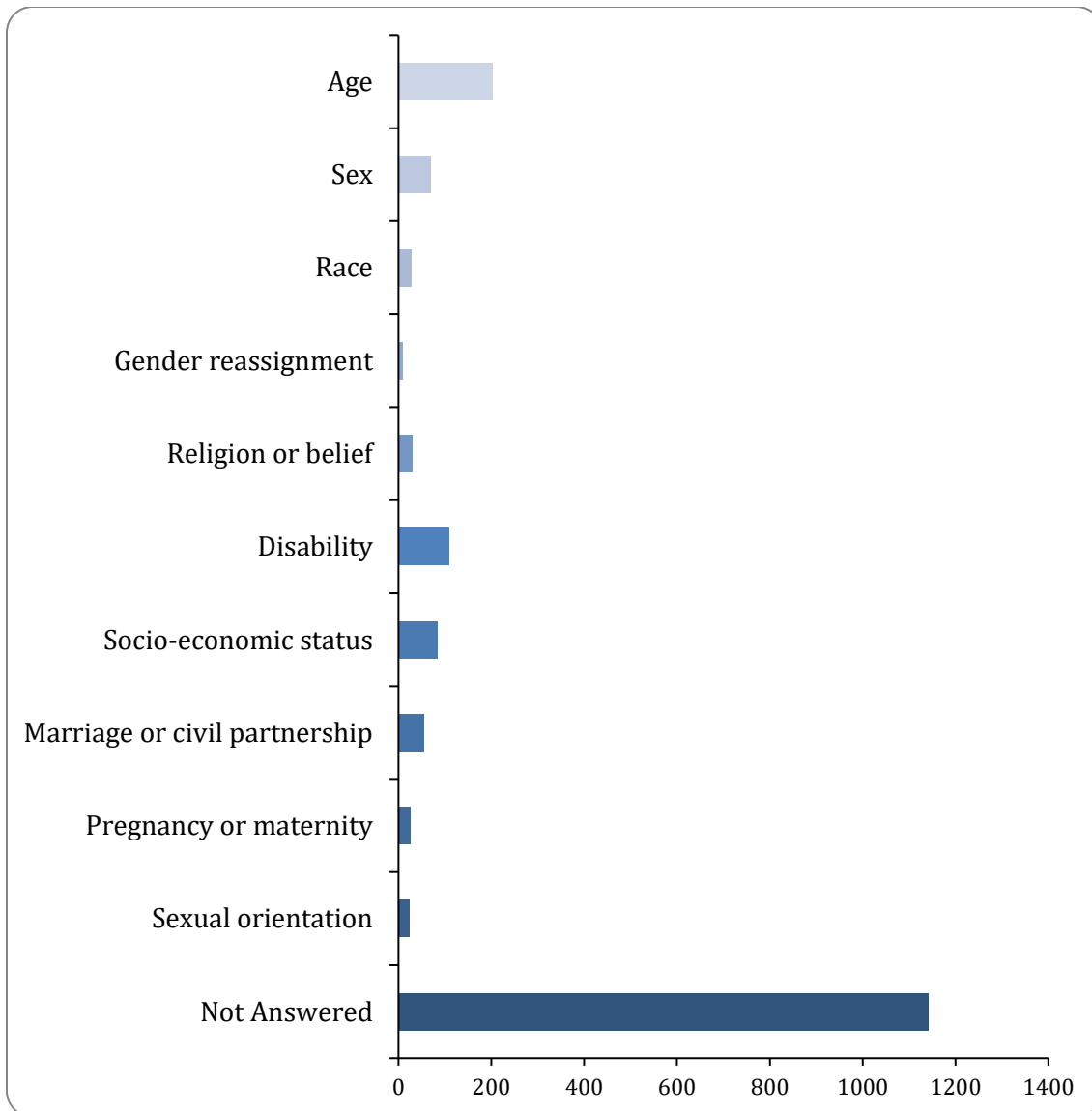


Option	Total	Percent
No impact	906	58.75%
Low impact	298	19.33%
Medium impact	163	10.57%
High impact	175	11.35%
Not Answered	0	0.00%

27: If any of the options impact you because of your protected characteristic please select all that apply. You can find more information about Protected Characteristics in Related Information above. (This information will help with the specific assessment of impact on individuals with a particular protected characteristic, those in socio-economic disadvantage and small business owners.)

Protected characteristics of those responding to the Children, Young People and Partnerships savings proposals

There were 399 responses.



Option	Total	Percent
Age	203	13.16%
Sex	70	4.54%
Race	28	1.82%
Gender reassignment	10	0.65%
Religion or belief	31	2.01%
Disability	110	7.13%
Socio-economic status	84	5.45%
Marriage or civil partnership	56	3.63%
Pregnancy or maternity	25	1.62%
Sexual orientation	23	1.49%
Not Answered	1143	74.12%

28: Please provide comments to explain how the option(s) impacts you. Do not include your name or any other personal information.

Comment box for Children, Young People and Partnerships savings proposals

29: Do you have any suggestions of how we can reduce the impact of any of the options?

Suggestions on reducing the impact of Children, Young People and Partnerships savings proposals

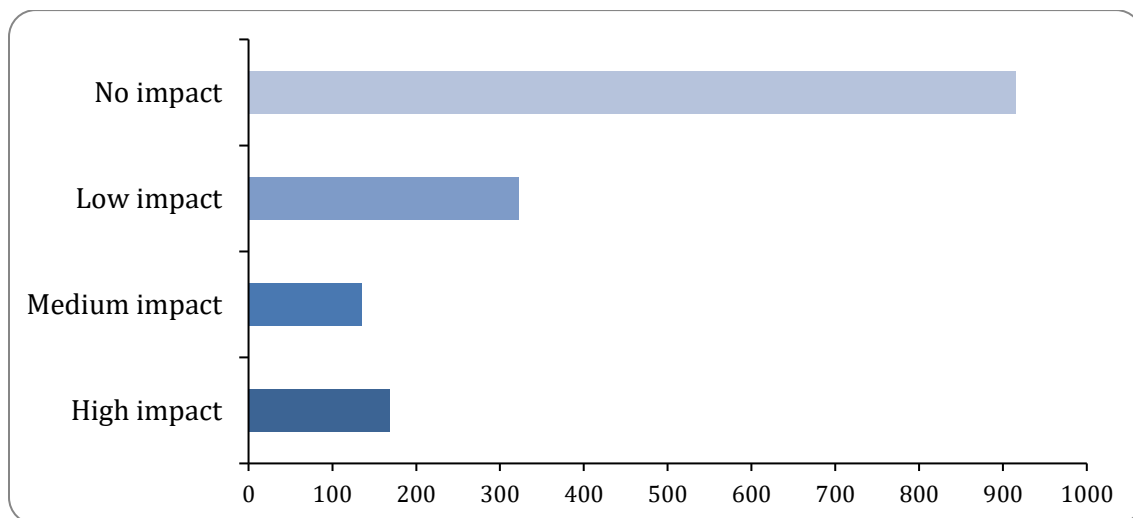
30: Do you have any other suggestions of how we could reduce spend or generate additional income in relation to Children, Young People and Partnerships services? Do not include your name or any other personal information.

Suggestions on generating income or reducing spend in Children, Young People and Partnerships

31: Please let us know to what extent this option would negatively impact you, by using the scale below.

Impact of Adults Health and Social Care savings proposals - Reducing Welfare Rights funding

There were 1542 responses.



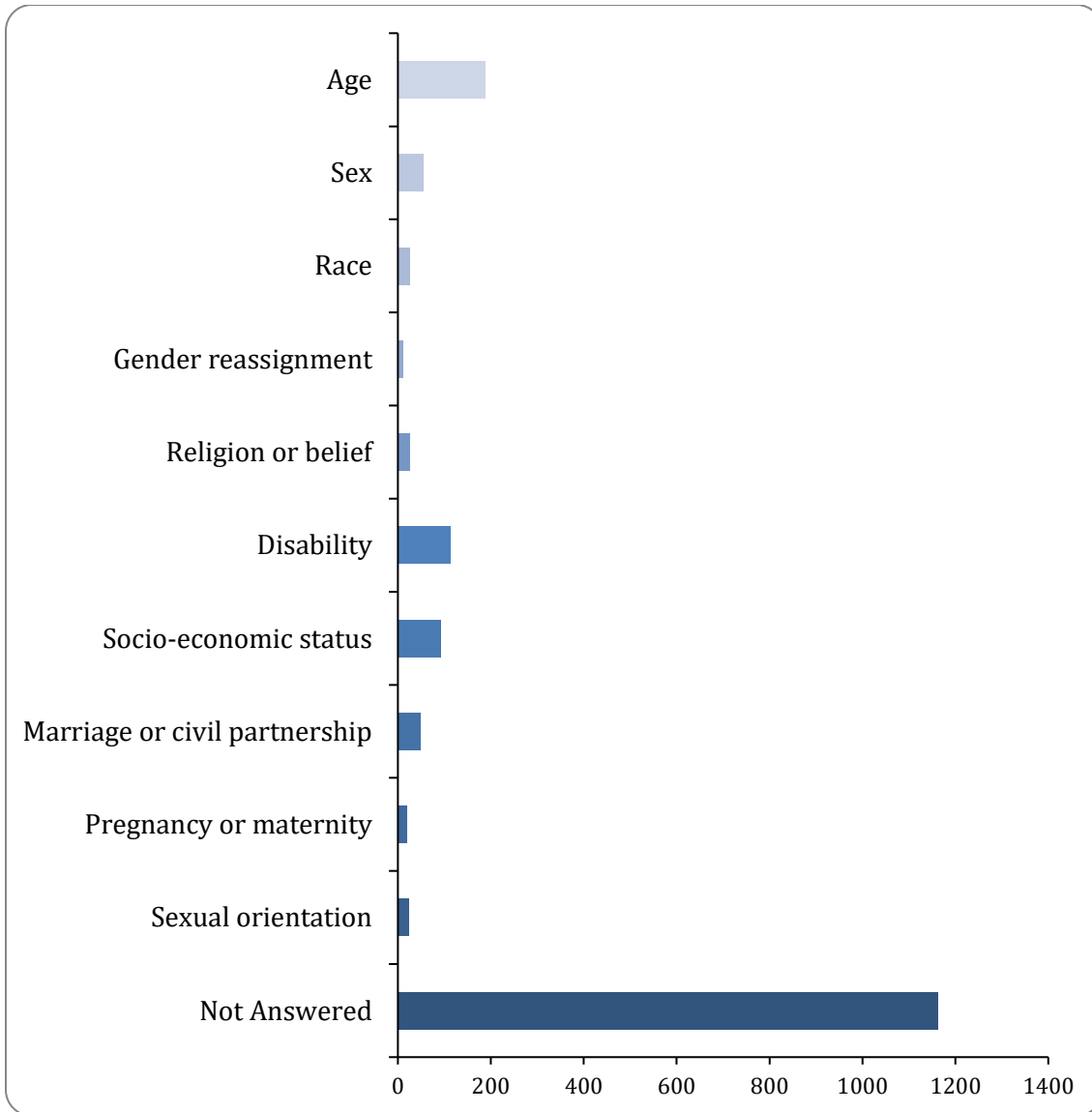
Option	Total	Percent
No impact	915	59.34%

Low impact	323	20.95%
Medium impact	135	8.75%
High impact	169	10.96%
Not Answered	0	0.00%

32: If the option impacts you because of your protected characteristic please select all that apply. You can find more information about Protected Characteristics in Related Information above. (This information will help with the specific assessment of impact on individuals with a particular protected characteristic, those in socio-economic disadvantage and small business owners.)

Protected characteristics of respondents commenting on impact of Adult Health and Social Care savings proposal

There were 380 responses.



Option	Total	Percent
Age	188	12.19%
Sex	55	3.57%
Race	27	1.75%
Gender reassignment	12	0.78%
Religion or belief	27	1.75%
Disability	113	7.33%
Socio-economic status	93	6.03%
Marriage or civil partnership	49	3.18%
Pregnancy or maternity	19	1.23%
Sexual orientation	24	1.56%
Not Answered	1162	75.36%

33: Please provide comments to explain how the option impacts you. Do not include your name or any other personal information.

Impact of Adult Health and Social Care savings proposal

34: Do you have any suggestions of how we can reduce the impact of the option?

Suggestions on how we can reduce the impact of the Adult Health and Social Care savings proposals

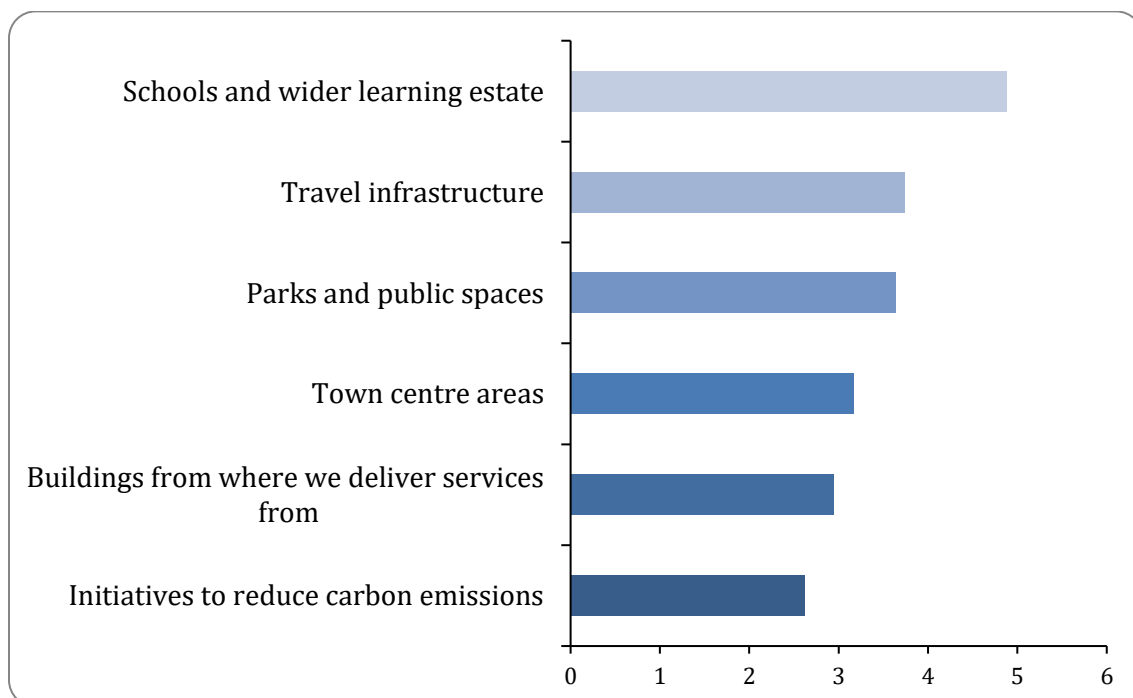
35: Do you have any other suggestions of how we could reduce spend or generate additional income in relation to Adult Health and Social Care services? Do not include your name or any other personal information.

Suggestions on reducing spend on generating income for Adult Health and Social Care

CAPITAL PROJECTS

36: Capital Projects are expensive. How would you prioritise the limited resources we have? Please rank these capital projects in order of importance with 1 being the most important and 6 being the least important.

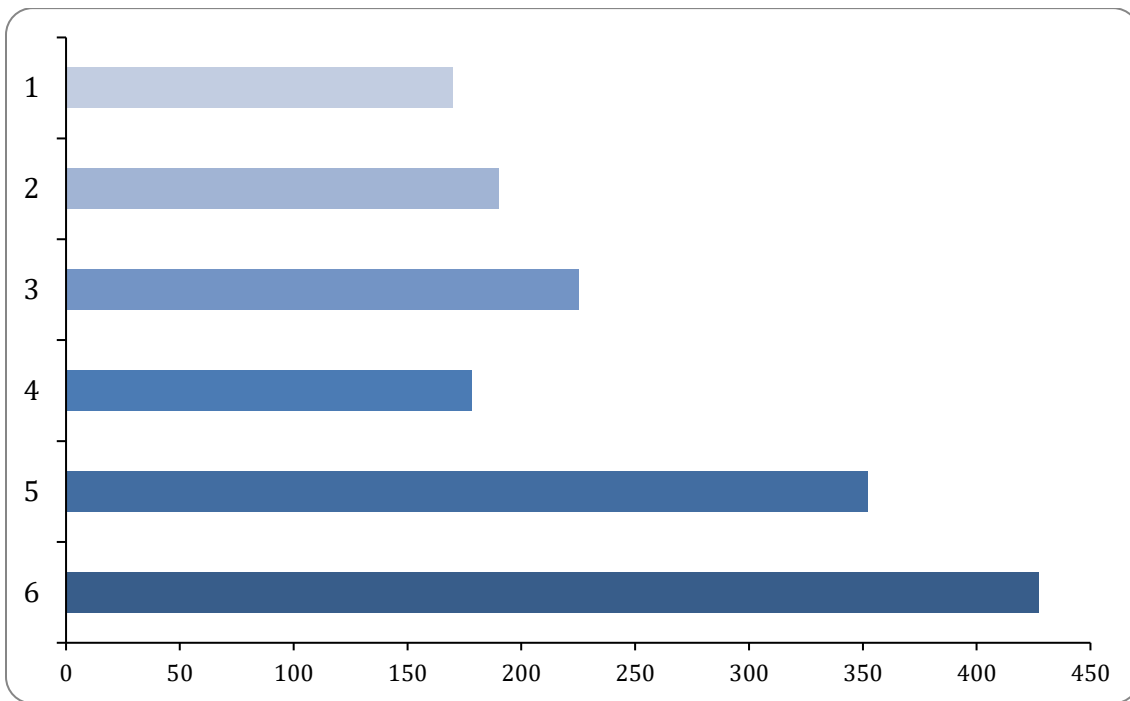
Ranking of 'Rank these capital projects in order of importance'



Item	Ranking
Schools and wider learning estate	4.89
Travel infrastructure	3.75
Parks and public spaces	3.64
Town centre areas	3.17
Buildings from where we deliver services from	2.94
Initiatives to reduce carbon emissions	2.62

Rank these capital projects in order of importance - Buildings from where we deliver services from

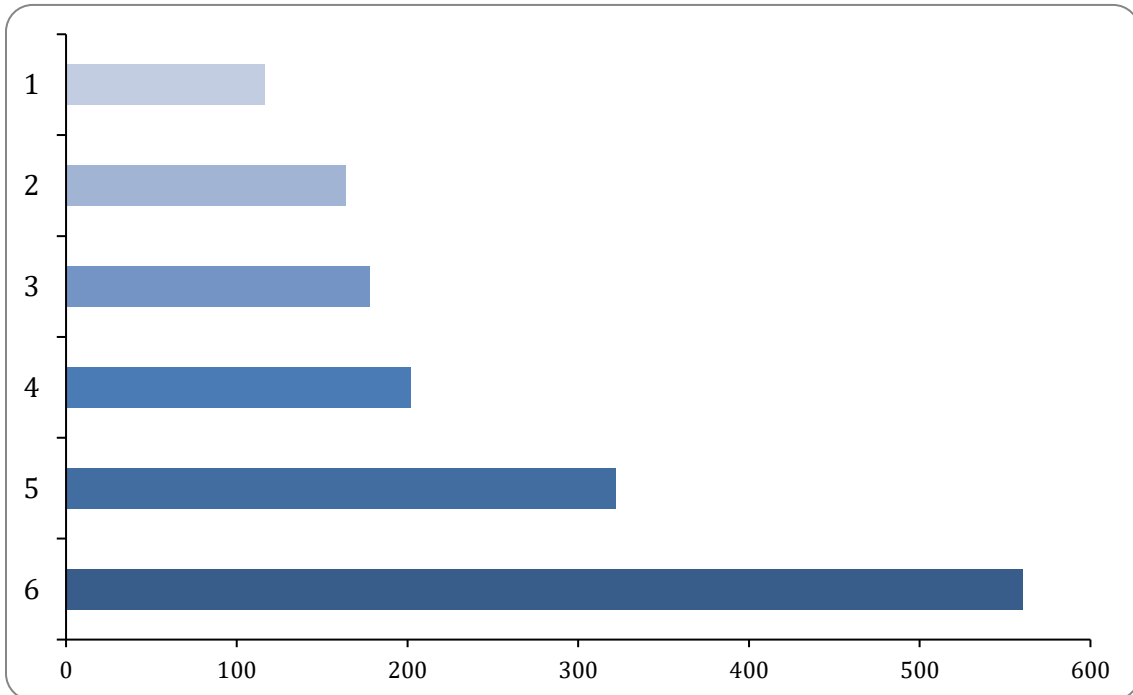
There were 1542 responses to this part of the question.



Option	Total	Percent
1	170	11.02%
2	190	12.32%
3	225	14.59%
4	178	11.54%
5	352	22.83%
6	427	27.69%
Not Answered	0	0.00%

Rank these capital projects in order of importance - Initiatives to reduce carbon emissions

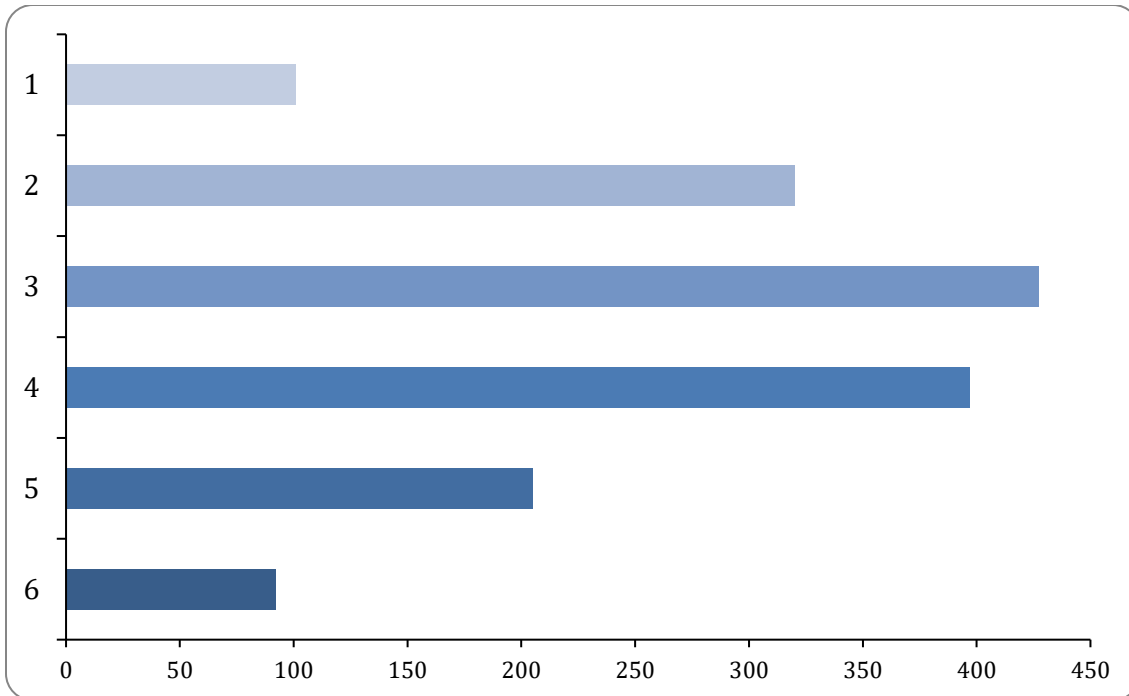
There were 1542 responses to this part of the question.



Option	Total	Percent
1	116	7.52%
2	164	10.64%
3	178	11.54%
4	202	13.10%
5	322	20.88%
6	560	36.32%
Not Answered	0	0.00%

Rank these capital projects in order of importance - Parks and public spaces

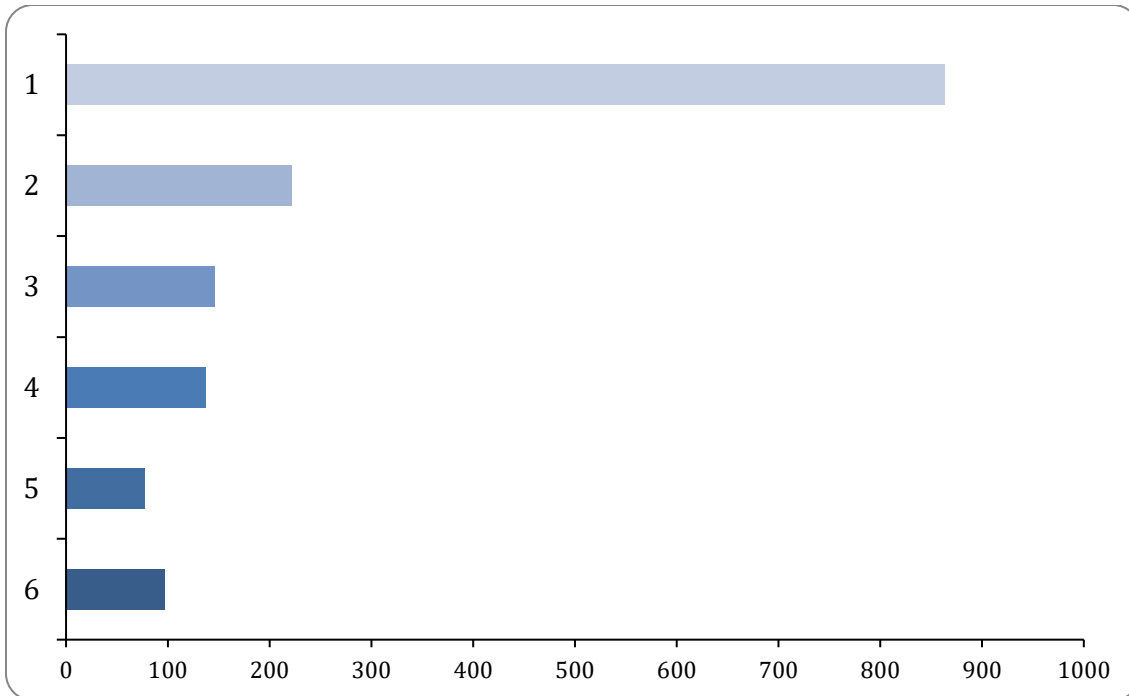
There were 1542 responses



Option	Total	Percent
1	101	6.55%
2	320	20.75%
3	427	27.69%
4	397	25.75%
5	205	13.29%
6	92	5.97%
Not Answered	0	0.00%

Rank these capital projects in order of importance - Schools and wider learning estate

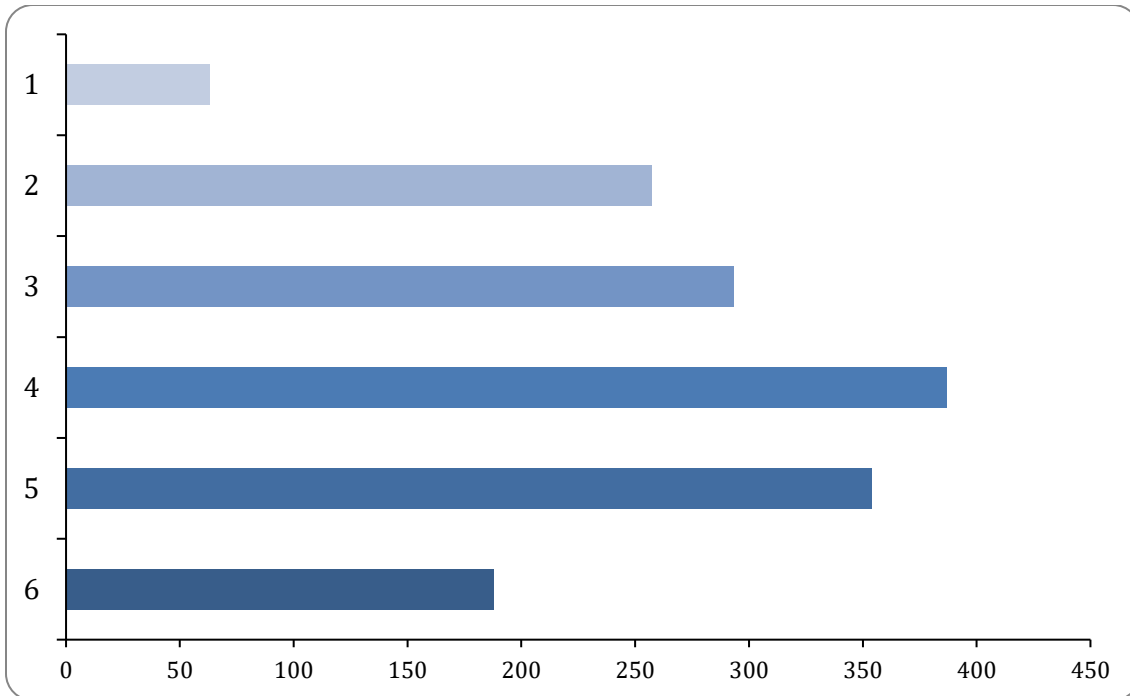
There were 1542 responses



Option	Total	Percent
1	863	55.97%
2	222	14.40%
3	146	9.47%
4	137	8.88%
5	77	4.99%
6	97	6.29%
Not Answered	0	0.00%

Rank these capital projects in order of importance - Town centre areas

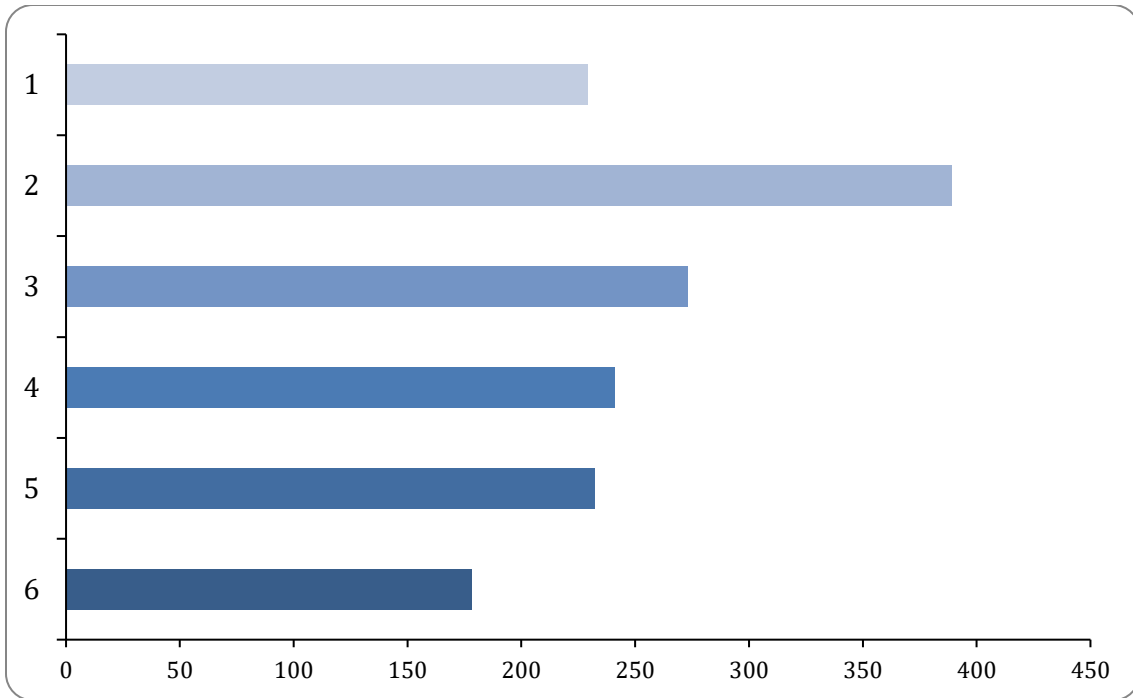
There were 1542 responses.



Option	Total	Percent
1	63	4.09%
2	257	16.67%
3	293	19.00%
4	387	25.10%
5	354	22.96%
6	188	12.19%
Not Answered	0	0.00%

Rank these capital projects in order of importance - Travel infrastructure

There were 1542 responses



Option	Total	Percent
1	229	14.85%
2	389	25.23%
3	273	17.70%
4	241	15.63%
5	232	15.05%
6	178	11.54%
Not Answered	0	0.00%