

Treasury Management Strategy Statement and Annual Investment Strategy

Midlothian Council
2025/26

INDEX

1	INTRODUCTION	3
1.1	Background	3
1.2	Reporting requirements	3
1.3	Treasury Management Strategy for 2025/26	5
1.4	Training	5
1.5	Treasury management consultants	6
2	THE CAPITAL PRUDENTIAL INDICATORS 2025/26 – 2028/29	7
2.1	Capital expenditure	7
2.2	The Council's borrowing need (the Capital Financing Requirement)	8
3	Borrowing	11
3.1	Current portfolio position	11
3.2	Treasury Indicators: limits to borrowing activity	13
3.3	Prospects for interest rates	14
3.4	Borrowing strategy	16
3.5	Policy on borrowing in advance of need	20
3.6	Debt rescheduling	20
4	ANNUAL INVESTMENT STRATEGY	21
4.1	Investment policy	21
4.2	Creditworthiness policy	23
4.3	Country and sector limits	24
4.4	Investment strategy	25
4.5	Investment risk benchmarking	26
4.6	End of year investment report	26
5	Appendices	27
5.1	APPENDIX: Economic Background	28
5.2	APPENDIX: Treasury Management Practice (TMP1): Permitted Investments	28
5.3	APPENDIX: Treasury Management Practice (TMP1) – Credit and Counterparty Risk Management	41
5.4	APPENDIX: Approved countries for investments	47
5.5	APPENDIX: Treasury management scheme of delegation	48
5.6	APPENDIX: The treasury management role of the section 95 officer	49

1 INTRODUCTION

1.1 Background

The main function of the treasury management service is the funding of the Council's capital plans. These capital plans provide a guide to the borrowing need of the Council, essentially the longer term cash flow planning to ensure that the Council can meet its capital spending obligations. This management of longer term cash may involve arranging long or short term loans, or using longer term cash flow surpluses. On occasion any debt previously drawn may be restructured to meet Council risk or cost objectives.

The Council is required to operate a balanced budget, which broadly means that cash raised during the year will meet cash expenditure. As such, the second part of the treasury management operation is to ensure that this cash flow is adequately planned, with cash being available when it is needed. Surplus monies are deposited with low risk counterparties or instruments commensurate with the Council's low risk appetite, providing adequate liquidity initially before considering investment return.

The contribution the treasury management function makes to the authority is critical, as the balance of debt and investment operations ensure liquidity or the ability to meet spending commitments as they fall due, either on day-to-day revenue or for larger capital projects. The treasury operations will see a balance of the interest costs of debt and the investment income arising from cash deposits affecting the available budget. Since cash balances generally result from reserves and balances, it is paramount to ensure adequate security of the sums invested, as a loss of principal will in effect result in a loss to the General Fund Balance.

Whilst any loans to third parties, commercial investment initiatives or other non-financial investments will impact on the treasury function, these activities are generally classed as non-treasury activities, (arising usually from capital expenditure), and are separate from the day to day treasury management activities.

CIPFA defines treasury management as:

“The management of the local authority’s borrowing, investments and cash flows, its banking, money market and capital market transactions; the effective control of the risks associated with those activities; and the pursuit of optimum performance consistent with those risks.”

Whilst any commercial initiatives or loans to third parties will impact on the treasury function, these activities are generally classed as non-treasury activities, (arising usually from capital expenditure), and are separate from the day-to-day treasury management activities

1.2 Reporting requirements

1.2.1 Capital Strategy

The CIPFA Prudential and Treasury Management Codes require all local authorities to prepare an additional report, a capital strategy report, which provides the following:

- a high-level long term overview of how capital expenditure, capital financing and treasury management activity contribute to the provision of services
 - an overview of how the associated risk is managed
 - the implications for future financial sustainability
-

The aim of the capital strategy is to ensure that all elected members on the full council fully understand the overall long-term policy objectives and resulting capital strategy requirements, governance procedures and risk appetite.

1.2.2 Treasury Management Reporting

The Council is required to receive and approve, as a minimum, three main reports each year, which incorporate a variety of polices, estimates and actuals.

- a) **Prudential and treasury indicators and treasury strategy** (this report) - The first, and most important report covers:
 - the capital plans (including prudential indicators) for 2024/25 to 2028/29;
 - a policy for the statutory repayment of debt, (how residual capital expenditure is charged to revenue over time);
 - the treasury management strategy (how the investments and borrowings are to be organised) for 2025/26, including treasury indicators; and
 - a permitted investment strategy for 2025/26 (the parameters on how investments are to be managed).

- b) **A mid year treasury management report** – This will update members with the progress of the capital position, amending prudential indicators as necessary, and whether the actual treasury strategy is meeting the strategy outlined in advance of the year, or whether any policies require revision.

- c) **An annual treasury outturn report** – This provides details of a selection of actual prudential and treasury indicators for the previous financial year and actual treasury operations compared to the estimates within the strategy.

Scrutiny

The above reports are required to be adequately scrutinised before being recommended to the Council. This role is undertaken by the Audit Committee with this report being presented to Audit Committee prior to consideration by Council. Any revisions arising from Audit Committee consideration of the report on 24 February 2025 will be verbally updated to Council before discussing the report on 25 February 2025.

1.3 Treasury Management Strategy for 2025/26

The strategy for 2025/26 covers two main areas:

Capital issues

- the capital expenditure plans and the prudential indicators (Section 2 of this report);
- The policy for the statutory repayment of loans fund advance (Section 2.4 of this report).

Treasury management issues

- policy on use of external service providers (Section 1.5);
- the current treasury position (Section 3.1);
- treasury indicators which limit the treasury risk and activities of the Council (Section 3.2);
- prospects for interest rates (Section 3.3);
- the borrowing strategy (Section 3.4);
- policy on borrowing in advance of need (Section 3.5);
- debt rescheduling (Section 3.6);
- the investment strategy (Section 4.1); and
- creditworthiness policy (Section 4.2).

These elements cover the requirements of the Local Government in Scotland Act 2003, the CIPFA Prudential Code, the CIPFA Treasury Management Code and The Scottish Government Local Authority (Capital Finance & Accounting) (Scotland) Regulations 2016.

1.4 Training

The CIPFA Code requires the responsible officer to ensure that members with responsibility for treasury management receive adequate training in treasury management. This especially applies to members responsible for scrutiny.

Furthermore, pages 47 and 48 of the Code state that they expect “all organisations to have a formal and comprehensive knowledge and skills or training policy for the effective acquisition and retention of treasury management knowledge and skills for those responsible for management, delivery, governance and decision making.

Organisations need to consider how to assess whether treasury management staff and board/ council members have the required knowledge and skills to undertake their roles and whether they have been able to maintain those skills and keep them up to date.

As a minimum, authorities should carry out the following to monitor and review knowledge and skills:

- Record attendance at training.
- Prepare tailored learning plans for treasury management officers and board/council members.
- Require treasury management officers and board/council members to undertake self-assessment against the required competencies.
- Have regular communication with officers and board/council members, encouraging them to highlight training needs on an ongoing basis.”

In further support of the revised training requirements, CIPFA’s Better Governance Forum and Treasury Management Network have produced a ‘self-assessment by members responsible for the scrutiny of treasury management’, which is available from the CIPFA

website to download. This was presented to members of the Audit Committee and Council as part of the Council's Treasury Management 2021-22 Mid-Year Review Report.

A formal record of Knowledge & Skills Schedule has been developed as part of the Council's Treasury Management Practices. This will be periodically reviewed to assess suitability, and updated to reflect ongoing training, knowledge and skills gained. Similarly, a formal record of the treasury management/capital finance training received by members will also be periodically reviewed and updated.

1.5 Treasury management consultants

The Council uses MUFG Corporate Markets (former Link, Treasury Solutions Limited) as its external treasury management advisors.

The Council recognises that responsibility for treasury management decisions remains with the organisation at all times and will ensure that undue reliance is not placed upon our external service providers. All decisions will be undertaken with regards to all available information, including, but not solely, our treasury advisers.

It also recognises that there is value in employing external providers of treasury management services in order to acquire access to specialist skills and resources. The Council will ensure that the terms of their appointment and the methods by which their value will be assessed are properly agreed and documented, and subjected to regular review.

2 THE CAPITAL PRUDENTIAL INDICATORS 2024/25 – 2028/29

The Council's capital expenditure plans are the key driver of treasury management activity. The output of the capital expenditure plans is reflected in the prudential indicators, which are designed to assist members' overview and confirm capital expenditure plans.

2.1 Capital expenditure

This prudential indicator is a summary of the Council's capital expenditure plans, both those agreed previously, and those forming part of this budget cycle.

The table below summarises the Capital Expenditure forecasts:-

Table 1: Capital Expenditure						
	2023/24	2024/25	2025/26	2026/27	2027/28	2028/29
	Actual	Estimate	Estimate	Estimate	Estimate	Estimate
	£000's	£000's	£000's	£000's	£000's	£000's
General Services						
Children, Young People & Estates	£ 26,241	£ 21,547	£ 52,177	£ 101,332	£ 63,822	£ 4,572
Asset Management	£ 10,897	£ 15,736	£ 18,639	£ 12,063	£ 12,160	£ 8,800
Transport, Energy & Infrastructure	£ 2,340	£ 3,841	£ 3,370	£ 5,308	£ 2,233	£ 428
Regeneration & Development	£ 6,263	£ 13,706	£ 17,648	£ 12,097	£ 10,509	£ -
Other	£ 1,915	£ 1,623	£ 1,257	£ 697	£ 698	£ 621
Provision for return of contingencies	£ -	£ (2,539)	£ (1,411)	£ (2,327)	£ (3,287)	£ (2,236)
Total General Services	£ 47,656	£ 53,913	£ 91,680	£ 129,170	£ 86,134	£ 12,185
Total HRA	£ 50,412	£ 47,429	£ 80,242	£ 72,003	£ 44,139	£ 28,826
Combined Total	£ 98,068	£ 101,342	£ 171,922	£ 201,173	£ 130,273	£ 41,011

The table below shows how the Capital Expenditure forecasts are being financed by capital or revenue resources. Any shortfall of resources results in a funding borrowing need.

Members are asked to approve the capital expenditure forecasts and the financing of these forecasts:-

Table 2: Capital Expenditure and Available Financing						
	2023/24	2024/25	2025/26	2026/27	2027/28	2028/29
	Actual	Estimate	Estimate	Estimate	Estimate	Estimate
	£000's	£000's	£000's	£000's	£000's	£000's
Capital Expenditure						
General Services	£ 47,656	£ 53,913	£ 91,680	£ 129,170	£ 86,134	£ 12,185
HRA	£ 50,412	£ 47,429	£ 80,242	£ 72,003	£ 44,139	£ 28,826
Total	£ 98,068	£ 101,342	£ 171,922	£ 201,173	£ 130,273	£ 41,011
Financed by:						
Capital receipts	£ -	£ -	£ -	£ -	£ -	£ -
Capital grants	£ 33,539	£ 25,462	£ 22,467	£ 22,602	£ 18,712	£ 13,774
Capital reserves	£ -	£ -	£ -	£ -	£ -	£ -
Developer/Other Contributions	£ 88	£ 6,578	£ 13,606	£ 17,405	£ 4,767	£ 4,031
Net financing need for the year	£ 64,441	£ 69,303	£ 135,849	£ 161,165	£ 106,795	£ 23,206

Note: The above financing need excludes other long term liabilities, such as PFI and leasing arrangements which already include borrowing instruments.

2.2 The Council's borrowing need (the Capital Financing Requirement)

The second prudential indicator is the Council's Capital Financing Requirement (CFR). The CFR is simply the total historic outstanding capital expenditure which has not yet been paid for from either revenue or capital resources. It is essentially a measure of the Council's underlying borrowing need. Any capital expenditure above, which has not immediately been paid for (financed), will increase the CFR.

The CFR does not increase indefinitely, as annual repayments from revenue need to be made which reflect the useful life of capital assets financed from borrowing. From 1st April 2016, Local Authorities may choose whether to use scheduled debt amortisation (loans pool charges) or another suitable method of calculation in order to repay borrowing.

The CFR includes any other long term liabilities (e.g. PFI schemes, finance leases). Whilst these increase the CFR, and therefore the Council's borrowing requirement, these types of scheme already include a borrowing facility and so the Council is not required to separately borrow for these schemes. The Council currently has £88.739m of such schemes within the CFR. The Council is asked to approve the CFR projections below:

Table 3: Capital Financing Requirement (CFR)						
	2023/24	2024/25	2025/26	2026/27	2027/28	2028/29
	Actual	Estimate	Estimate	Estimate	Estimate	Estimate
	£000's	£000's	£000's	£000's	£000's	£000's
Capital Financing Requirement						
CFR – General Services	£ 169,764	£ 202,314	£ 261,535	£ 354,416	£ 421,043	£ 415,061
CFR – HRA	£ 246,524	£ 277,473	£ 343,422	£ 399,595	£ 426,052	£ 440,130
CFR – PFI Schemes	£ 88,739	£ 84,815	£ 80,661	£ 76,277	£ 71,663	£ 66,819
Total CFR	£ 505,027	£ 564,602	£ 685,618	£ 830,288	£ 918,758	£ 922,010
Movement in CFR	£ 102,163	£ 59,575	£ 121,016	£ 144,670	£ 88,470	£ 3,251
Movement in CFR represented by						
Net financing need for the year (previous table)	£ 64,441	£ 69,303	£ 135,849	£ 161,165	£ 106,795	£ 23,206
MEL Shareholder Injection	£ -	£ 4,590	£ -	£ -	£ -	£ -
Less Scheduled Debt Amortisation	£ (9,494)	£ (10,394)	£ (10,679)	£ (12,111)	£ (13,711)	£ (15,111)
Less net PFI Finance Lease Principal Payments	£ (3,694)	£ (3,924)	£ (4,154)	£ (4,384)	£ (4,614)	£ (4,844)
Movement in CFR	£ 51,253	£ 59,575	£ 121,016	£ 144,670	£ 88,470	£ 3,251

A key aspect of the regulatory and professional guidance is that elected members are aware of the size and scope of any commercial activity in relation to the authority's overall financial position. The capital expenditure figures shown in 2.1 and the details above demonstrate the scope of this activity and, by approving these figures, consider the scale proportionate to the Authority's remaining activity.

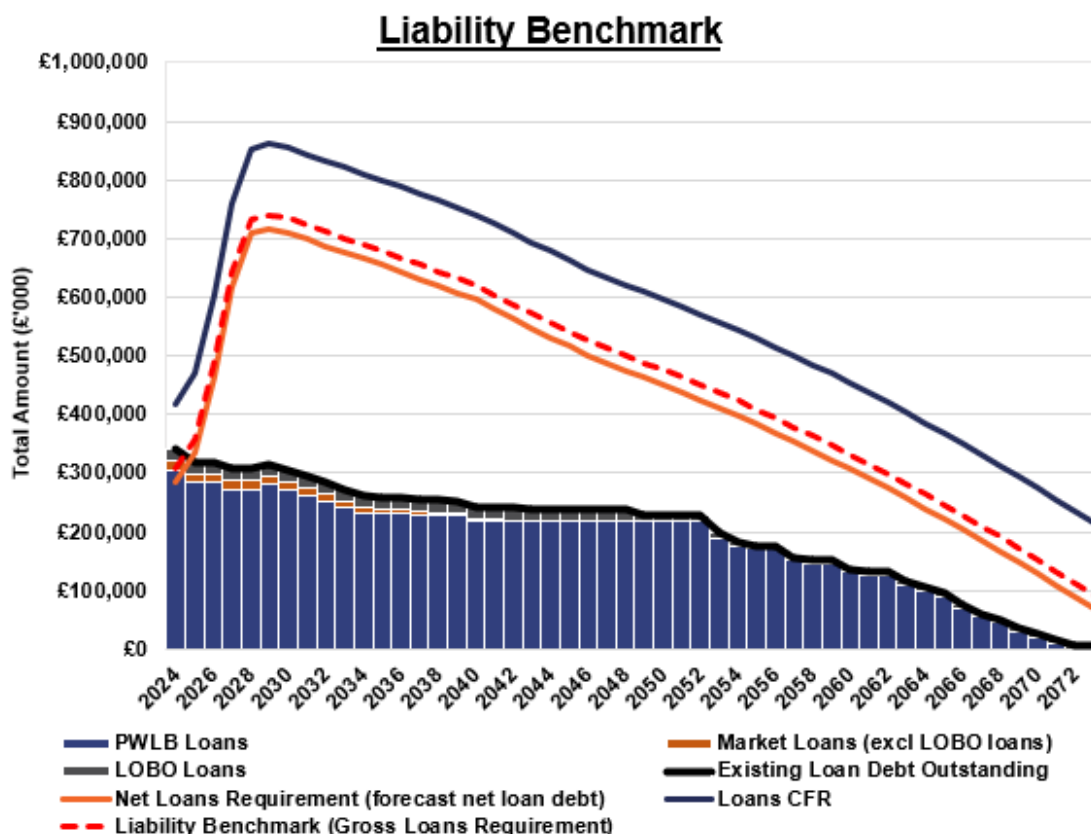
2.3 Liability Benchmark

A third prudential indicator is the Debt Liability Benchmark (LB). The Authority is required to estimate and measure the LB for the forthcoming financial year and the following two financial years, as a minimum.

There are four components to the Liability Benchmark: -

- 1 **Existing loan debt outstanding:** the Council's existing loans that are still outstanding in future years.
- 2 **Loans CFR:** this is calculated in accordance with the loans CFR definition in the Prudential Code and projected into the future based on approved prudential borrowing and planned Loans Fund advances/Loans Fund principal repayments.
- 3 **Net loans requirement:** this shows the Council's gross loan debt less treasury management investments at the last financial year-end, projected into the future and based on its approved prudential borrowing, planned Loans Fund principal repayments and any other major cash flows (drawdowns/enhancement of reserves) forecast.

- 4 **Liability benchmark (or gross loans requirement):** this equals net loans requirement plus short-term liquidity/working capital allowance.



2.4 Core funds and expected investment balances

The application of resources (capital receipts, reserves etc.) to either finance capital expenditure or other budget decisions to support the revenue budget will have an ongoing impact on investments unless resources are supplemented each year from new sources (asset sales etc.). Detailed below are estimates of the year-end balances for each resource and anticipated day-to-day cash flow balances.

Reserve	2023/24 Actual £000's	2024/25 Estimate £000's	2025/26 Estimate £000's	2026/27 Estimate £000's	2027/28 Estimate £000's	2028/29 Estimate £000's
HRA Balances	£ 32,143	£ 35,352	£ 35,351	£ 35,660	£ 36,011	£ 36,152
General Fund Balances	£ 9,877	£ 7,000	£ 5,000	£ 5,000	£ 5,000	£ 5,000
Earmarked reserves	£ 24,317	£ 13,767	£ 6,883	£ -	£ -	£ -
Provisions	£ 4,138	£ 3,900	£ 3,800	£ 3,700	£ 3,600	£ 3,500
Capital Fund	£ 20,107	£ 18,137	£ 18,137	£ 18,137	£ 18,137	£ 18,137
Total Reserves / Core Funds	£ 90,582	£ 78,156	£ 69,171	£ 62,497	£ 62,748	£ 62,789

**Working capital balances shown are estimated year-end; these may be higher mid-year*

2.5 Statutory repayment of loans fund advances

Under the Local Government Finance Circular 7/2016, Council is now required to set out its policy for the statutory repayment of loans fund advances prior to the start of each financial year. The repayment of loans fund advances ensures that the Council makes a prudent provision each year to pay off an element of the accumulated loans fund advances made in previous financial years.

It is proposed to retain the methodology adopted in 2024/25 – that is as follows:-

New Assets

In accordance with Finance Circular 7/2016, for all advances made in relation to the provision of a new asset, the policy will be to defer the commencement of the first principal repayment of the loans fund advance until the financial year following the one in which the asset is first available for use.

Prudent Repayment of Loans Fund Advances

Finance Circular 7/2016 provides a variety of options to Councils for the profiling of the repayment of each loans fund advance, so long as the principle of prudence is maintained. There are 4 options available: (a) Asset Life method; (b) Statutory method; (c) Depreciation method; and (d) Funding/income profile method.

In line with the policy adopted in 2024/25, the Asset Life method shall be used for those assets in Table 5.

Table 5: Asset Classes adopting the “Asset Life” method

Infrastructure	Current Loans Fund Advance Period
New Primary Schools/Extensions	60
New Leisure Centres	60
New Offices	60
Road Upgrades	50
Street Lighting Columns	50
Structures/Bridges	50
Footway/Cyclepaths	50
Town Centre Environmental Improvements	50
New Care Homes	45
Children’s Play Equipment	20

The annual repayments under the “Asset Life” method for those asset classes as noted above will be calculated using the asset lives and will use the annuity method, to ensure consistency of approach with the Statutory method for all other asset classes (see below). The annuity interest rate that will be used to calculate loans fund principal repayments under the “Asset Life” method will be the in-year loans fund rate, which for 2024/25 is currently estimated to be 2.54%.

For all other asset classes, the policy will also be to profile the annual repayments under the “Asset Life” method, with the profile also calculated using the annuity method. The annuity interest rate that will be used to calculate loans fund principal repayments under the “Asset Life” method will be the in-year loans fund rate, which for 2024/25 is currently estimated to be 2.54%.

Whilst neither the Depreciation nor the Funding/income profile methods are currently proposed, Council officers will continue to monitor whether it is appropriate to use this for future capital projects.

IFRS16

The Council will adopt IFRS16 for its statutory accounts for financial year 2024/25. This will bring on balance sheet all operating leases where there is a right of use asset addition. Work is being finalised to quantify the effect of this on the Balance Sheet and the Prudential Indicators, and adjustments to the limits will be included in the Treasury Management Outturn Report to Council in June 2025, and the Treasury Management Mid-Year Review Report to Council in late 2025. Council should note that the on-balance sheet treatment of IFRS16 will have no impact on the Council’s underlying need to borrow for Treasury Management purposes, and therefore no limit on the Authorised Limit for Borrowing of £605.707 million as proposed in this report.

3 Borrowing

The capital expenditure plans set out in Section 2 provide details of the service activity of the Council. The treasury management function ensures that the Council's cash is organised in accordance with the the relevant professional codes, so that sufficient cash is available to meet this service activity. This will involve both the organisation of the cash flow and, where capital plans require, the organisation of appropriate borrowing facilities. The strategy covers the relevant treasury / prudential indicators, the current and projected debt positions and the annual investment strategy.

3.1 Treasury management portfolio position

The overall treasury management portfolio as at 31 March 2024 and for the position as at 31 January 2025 are shown below for both borrowing and investments.

Table 6: Portfolio Position 31 March 2024 and 31 January 2025

Loan Type	31 March 2024		31 January 2025	
	Principal Outstanding £000's	Weighted Average Rate	Principal Outstanding £000's	Weighted Average Rate
PWLB Annuity	452	8.91%	395	8.91%
PWLB Maturity	304,128	3.01%	343,502	3.15%
LOBO	20,000	4.51%	20,000	4.51%
Market Loans	16,221	2.68%	15,548	2.68%
Salix Loans	70	0.00%	-	0.00%
Total Loans	340,871	3.09%	379,445	3.21%

Deposit Type	31 March 2024		31 January 2025	
	Principal Outstanding £000's	Weighted Average Rate	Principal Outstanding £000's	Weighted Average Rate
Bank Call Accounts	1,519	5.14%	1,655	4.71%
Money Market Funds	25,100	5.29%	23,753	4.72%
Bank Fixed Term Deposits	30,000	5.12%	20,000	5.06%
Total Deposits	56,619	5.20%	45,408	4.87%

The Council's forward projections for borrowing and investments are summarised below. The table shows the actual external debt (the treasury management operations), against the underlying capital borrowing need (the Capital Financing Requirement - CFR), highlighting any over or under borrowing.

Table 7: Net Borrowing Requirement						
	2023/24 Actual £000's	2024/25 Estimate £000's	2025/26 Estimate £000's	2026/27 Estimate £000's	2027/28 Estimate £000's	2028/29 Estimate £000's
External Debt						
Debt at 1 April	£ 321,753	£ 340,871	£ 394,445	£ 528,600	£ 684,328	£ 777,161
Actual/Expected change in Debt	£ 19,118	£ 53,574	£ 134,155	£ 155,728	£ 92,833	£ 8,054
Other long-term liabilities (OLTL) at 1 April	£ 92,433	£ 88,739	£ 84,815	£ 80,661	£ 76,277	£ 71,663
Actual/Expected change in OLTL	£ (3,694)	£ (3,924)	£ (4,154)	£ (4,384)	£ (4,614)	£ (4,844)
Actual/Expected Gross Debt at 31 March	£ 429,610	£ 479,260	£ 609,261	£ 760,605	£ 848,824	£ 852,035
The Capital Financing Requirement	£ 505,027	£ 564,602	£ 685,618	£ 830,288	£ 918,758	£ 922,010
Under / (over) borrowing	£ 75,417	£ 85,342	£ 76,357	£ 69,683	£ 69,934	£ 69,975
Deposits						
Cash & Cash Equivalents	£ 26,619	£ 20,000	£ 20,000	£ 20,000	£ 20,000	£ 20,000
Short-Term Investments	£ 30,000	£ -	£ -	£ -	£ -	£ -
Total Deposits	£ 56,619	£ 20,000	£ 20,000	£ 20,000	£ 20,000	£ 20,000

Within the range of prudential indicators there are a number of key indicators to ensure that the Council operates its activities within well-defined limits. One of these is that the Council needs to ensure that its gross debt does not, except in the short term, exceed

the total of the CFR in the preceding year plus the estimates of any additional CFR for 2025/26.

The Chief Financial Officer & Section 95 Officer reports that the Council complied with this prudential indicator in the current year and does not envisage difficulties for the future. This view takes into account current commitments, existing plans, and the proposals in this budget report.

3.2 Treasury Indicators: limits to borrowing activity

The operational boundary

This is the limit beyond which external debt is not normally expected to exceed. In most cases, this would be a similar figure to the CFR, but may be lower or higher depending on the levels of actual debt.

For this Council:-

- the Operational Boundary for Borrowing has been calculated to equate directly to the in-year value of the CFR over the current and following 4 financial years (2024/25 to 2028/29); and
- the Operational Boundary for Other Long-Term Liabilities has been calculated to equate directly to the in-year CFR for Other Long-Term Liabilities, given the known contractual provisions for the repayment of debt within the Council's two PPP agreements.

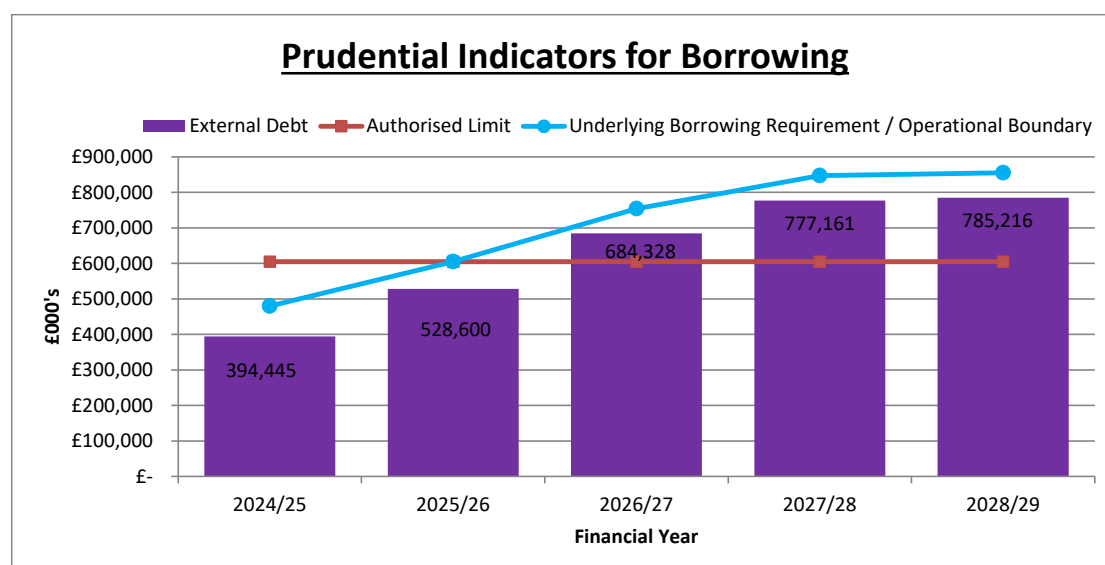
	2024/25 Estimate £000's	2025/26 Estimate £000's	2026/27 Estimate £000's	2027/28 Estimate £000's	2028/29 Estimate £000's
Operational Boundary - Borrowing	£479,787	£604,957	£754,011	£847,095	£855,191
Operational Boundary - Other long term liabilities	£84,815	£80,661	£76,277	£71,663	£66,819
Total	£564,602	£685,618	£830,288	£918,758	£922,010

The authorised limit for external debt

This indicator sets the limit for total external debt.

The Authorised Limit for Borrowing for the 2025/26 financial year has been calculated to equate to the maximum value of the Underlying Borrowing Requirement in 2025/26. This equates to £604.957 million as outlined below.

	£000's
CFR - General Services at 31 March 2026	£261,535
CFR - HRA at 31 March 2026	£343,422
Authorised Limit for Borrowing	£604,957



3.3 Prospects for interest rates

The Council has appointed MUFG Corporate Markets as its treasury advisor and part of their service is to assist the Council to formulate a view on interest rates. Link provided the following forecasts for certainty rates (gilt yields plus 80 bps) on 11 November with the next update scheduled for the week commencing 10th February following the Bank of England's Monetary Policy Committee Meeting on 6th February 2025.

MUFG's revised PWLB rate forecasts below are based on the Certainty Rate (the standard rate minus 20 bps).

MUFG Corporate Markets Interest Rate View												
	Mar-25	Jun-25	Sep-25	Dec-25	Mar-26	Jun-26	Sep-26	Dec-26	Mar-27	Jun-27	Sep-27	Dec-27
BANK RATE	4.50	4.25	4.00	4.00	3.75	3.75	3.75	3.50	3.50	3.50	3.50	3.50
3 month average earnings	4.50	4.30	4.00	4.00	4.00	3.80	3.80	3.80	3.50	3.50	3.50	3.50
6 month average earnings	4.40	4.20	3.90	3.90	3.90	3.80	3.80	3.80	3.50	3.50	3.50	3.50
12 month average earnings	4.40	4.20	3.90	3.90	3.80	3.80	3.80	3.80	3.50	3.50	3.50	3.50
5 year PWLB	4.90	4.80	4.60	4.50	4.50	4.40	4.30	4.20	4.10	4.00	4.00	3.90
10 year PWLB	5.10	5.00	4.80	4.80	4.70	4.50	4.50	4.40	4.30	4.20	4.20	4.10
25 year PWLB	5.50	5.40	5.30	5.20	5.10	5.00	4.90	4.80	4.70	4.60	4.50	4.50
50 year PWLB	5.30	5.20	5.10	5.00	4.90	4.80	4.70	4.60	4.50	4.40	4.30	4.30

Following the 30 October Budget, the outcome of the US Presidential election on 6 November, and the 25bps Bank Rate cut undertaken by the Monetary Policy Committee (MPC) on 7 November, MUFG have significantly revised their central forecasts for the first time since May 2024. In summary, the Bank Rate forecast is now 50bps – 75bps higher than was previously the case, whilst the PWLB forecasts have been materially lifted to not only reflect our increased concerns around the future path of inflation, but also the increased level of Government borrowing over the term of the current Parliament.

Reflecting on the 30 October Budget, MUFG's central case is that those policy announcements will be inflationary, at least in the near-term. The Office for Budgetary Responsibility and the Bank of England concur with that view. The latter have the CPI measure of inflation hitting 2.5% y/y by the end of 2024 and staying sticky until at least 2026. The Bank forecasts CPI to be 2.7% y/y (Q4 2025) and 2.2% (Q4 2026) before dropping back in 2027 to 1.8% y/y.

The anticipated major investment in the public sector, according to the Bank, is expected to lift UK real GDP to 1.7% in 2025 before growth moderates in 2026 and 2027. The debate around whether the Government's policies lead to a material uptick in growth primarily focus on the logistics of fast-tracking planning permissions, identifying sufficient skilled labour to undertake a resurgence in building, and an increase in the employee participation rate within the economy.

There are inherent risks to all the above. The worst-case scenario would see systemic blockages of planning permissions and the inability to identify and resource the additional workforce required to deliver large-scale IT, housing and infrastructure projects. This would lead to upside risks to inflation, an increased prospect of further Government borrowing & tax rises, and a tepid GDP performance.

MUFG's central view is that monetary policy is sufficiently tight at present to cater for some further moderate loosening, the extent of which, however, will continue to be data dependent. MUFG forecast the next reduction in Bank Rate to be made in February (MPC meeting on 06/02/2025) and for a pattern to evolve whereby rate cuts are made quarterly and in keeping with the release of the Bank's Quarterly Monetary Policy Reports (February, May, August and November).

Any movement below a 4% Bank Rate will, nonetheless, be very much dependent on inflation data in the second half of 2025. The fact that the November MPC rate cut

decision saw a split vote of 8-1 confirms that there are already some concerns around inflation's stickiness, and with recent public sector wage increases beginning to funnel their way into headline average earnings data, the market will be looking very closely at those releases.

Regarding the PWLB forecast, the short to medium part of the curve is forecast to remain elevated over the course of the next year, and the degree to which rates moderate will be tied to the arguments for further Bank Rate loosening or otherwise. The longer part of the curve will also be impacted by inflation factors, but there is also the additional concern that with other major developed economies such as the US and France looking to run large budget deficits there could be a glut of government debt issuance that investors will only agree to digest if the interest rates paid provide sufficient reward for that scenario.

Donald Trump's victory in the US Election paves the way for the introduction/extension of tariffs that could prove inflationary whilst the same could be said of further tax cuts and an expansion of the current US budget deficit. Invariably the direction of US Treasury yields in reaction to his core policies will, in all probability, impact UK gilt yields. So, there are domestic and international factors that could impact PWLB rates whilst, as a general comment, geo-political risks abound in Europe, the Middle East and Asia.

The MPC voted by 7-2 on 6 February 2025 to cut the Bank of England's base rate by 0.25% to 4.50%. However, the other two votes were for base rate to be cut by 0.50% which is a very dovish outlook – with the prospect that yields will now fall.

[A more detailed interest rate view and economic commentary is provided at appendix 5.1.](#)

3.4 Borrowing strategy

Borrowing is undertaken to finance the Council's approved Capital plans and to do so in the most cost-effective way. As can be noted from Table 4 above the Council has a significant borrowing requirement across the current and forthcoming four financial years (2024/25 to 2028/29).

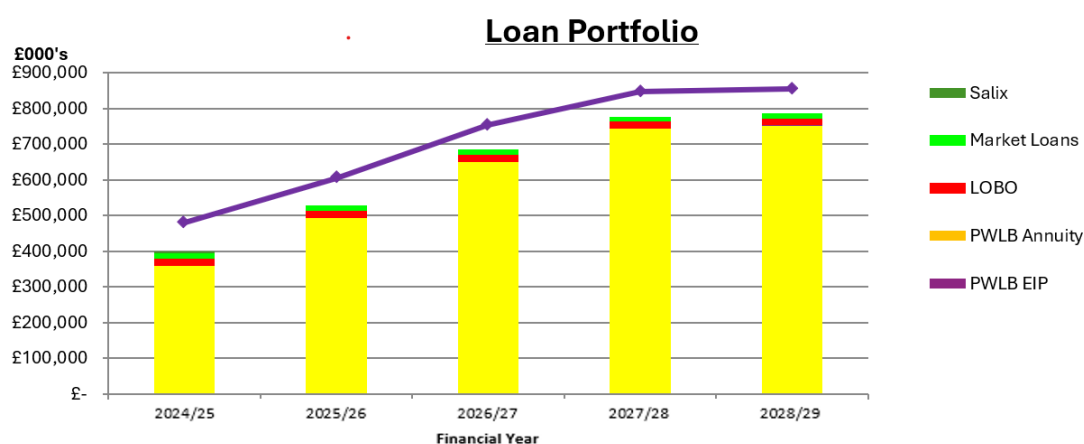
This TMIS provides for this capital investment to be underpinned by long-term borrowing, recognising the current interest rate environment, the significant borrowing requirement arising from the Council's capital plans, and the long term benefits of de-risking the delivery and affordability of these capital plans by locking into the certainty brought by PWLB fixed rate loans.

The Council's **external loan debt** at 31 March 2025 is projected to be **£394.445 million**. Based on the Council's historic and current approved Capital Plans, the **Underlying Borrowing Requirement (UBR)** – which is the Council's underlying need to borrow for capital purposes (excluding the long-term liability arising from PFI/DBFM projects) – at 31 March 2025 is expected to equate to **£479.787 million**.

This means that the Council is expected to be **£85.342 million (18%) under-borrowed** at the end of the 2024/25 financial year i.e. the Council has funded the majority (82%) of its underlying borrowing requirement as at 31 March 2025. In the current economic climate, this is a prudent approach which balances (a) de-risking the longer term borrowing requirement at current longer term borrowing rates; against (b) the current year and forthcoming financial year budget projections. The Council has a relatively low short-medium term exposure to refinancing risk and is therefore in a strong position to plan its new borrowing requirements in advance, taking advantage of any dips in longer-term borrowing rates from PWLB and other sources, and maintain a low weighted average coupon rate on external debt.

The **Underlying Borrowing Requirement** is projected to rise to **£855.191 million by 31 March 2029** – more than double the current external debt portfolio value. The profile of this, and the projected external loan portfolio to fund the Underlying Borrowing Requirement over the period 2024/25 to 2028/29, is shown in graphical format below.

Figure 3: Loan Portfolio & Underlying Borrowing Requirement



Interest Rates

The current PWLB yield curve is bell shaped with the low point in the curve at the 3 year mark (4.90%; certainty rate) with rates trending upwards towards the 20-30 year tenor (high point of 5.86%) before easing back slightly to sit at c. 5.55% in the 50 year duration.

Current PWLB rates have generally increased by c. 50bps across the entire curve from levels reported at the time of the 2024/25 TMIS to Council in February 2024, and have shifted upwards by 25-35bps across the medium to long part of the curve since the TM Mid Year Review Report to Council in December 2024 whilst holding fairly steady at the very short (up to 7 year) range.

The yield curve is expected to remain bell shaped over the short-medium term, with a gradual shift downwards of the entire curve by c. 40bps over the next 12 months, a further 40bps over the subsequent 12 months and a further 20bps over the following 12 months of the forecast period (so 100bps total).

This is forecast to bring longer-term borrowing rates down from between 5.30%-5.50%, to between:-

- 4.90%-5.10% by March 2026;
- 4.50%-4.70% by March 2027; and
- 4.30%-4.50% by March 2028.

The Interest Rate Forecast from the Council's Treasury Advisers, MUFG Corporate Markets, is shown in Table 5 below, with Further commentary on this is provided in Appendix 3 Section 3.3.

Table 5: MUFG Interest Rate Forecasts

MUFG Corporate Markets Interest Rate View												
	Mar-25	Jun-25	Sep-25	Dec-25	Mar-26	Jun-26	Sep-26	Dec-26	Mar-27	Jun-27	Sep-27	Dec-27
BANK RATE	4.50	4.25	4.00	4.00	3.75	3.75	3.75	3.50	3.50	3.50	3.50	3.50
3 month average earnings	4.50	4.30	4.00	4.00	4.00	3.80	3.80	3.80	3.50	3.50	3.50	3.50
6 month average earnings	4.40	4.20	3.90	3.90	3.90	3.80	3.80	3.80	3.50	3.50	3.50	3.50
12 month average earnings	4.40	4.20	3.90	3.90	3.80	3.80	3.80	3.80	3.50	3.50	3.50	3.50
5 year PWLB	4.90	4.80	4.60	4.50	4.50	4.40	4.30	4.20	4.10	4.00	4.00	3.90
10 year PWLB	5.10	5.00	4.80	4.80	4.70	4.50	4.50	4.40	4.30	4.20	4.20	4.10
25 year PWLB	5.50	5.40	5.30	5.20	5.10	5.00	4.90	4.80	4.70	4.60	4.50	4.50
50 year PWLB	5.30	5.20	5.10	5.00	4.90	4.80	4.70	4.60	4.50	4.40	4.30	4.30

The funding of the Council's in-year and forward CFR is typically for infrastructure with long asset lives (50-60 years), and the tenor of PWLB and market loans are typically drawn with this in mind.

Borrowing Strategy

Consideration for any new borrowing in the remainder of the 2024/25 financial year and during the 2025/26 financial year, to fund the Council's in-year CFR, will seek to balance:-

- a) the security/certainty of current relatively high longer-term borrowing rates of upwards of 5.30% in the 30-50 year duration (which are forecast to drop by 40bps within one year and a total of 80bps within 24 months) and the potential additional budgetary pressure that this brings in both the short/medium and longer term; with
- b) the option to borrow initially for a shorter-term duration from PWLB or other markets, for 3 to 5 years (at say c. 4.50% at the HRA rate), to allow the Council to fund the immediate in-year borrowing requirement. Based on current interest rate forecasts (see Appendix 3 Section 3.3), this would then allow the Council the option to refinance this borrowing at initial 3-5 year maturity with less expensive, longer term borrowing, e.g. a 45 to 47 year tenor in, say, 36 months at a forecast rate of c. 4.30%.

As noted in Section 3.1 of the main body of this report, the Council's proactive Treasury Management over the last decade has put the Council in a strong refinancing

position for its external debt portfolio which allows the Council to slot in shorter dated external borrowing into the current debt maturity profile to fund the current & forthcoming in-year borrowing requirements, to allow the Council to navigate past the current expected hump in longer-term borrowing rates.

It is expected that any further long-term borrowing that is undertaken during 2024/25 and 2025/26 to finance the current & future year capital plans will be sourced by drawing new PWLB loans at the Certainty Rate (which has been available to the Council since 2012 and is priced at Gilts+80bps), and/or the HRA rate. The HRA rate is available to all Councils to fund HRA capital expenditure, at a rate that is priced at Gilts+40bps. In the UK Budget in October 2024, the availability over which Councils can draw HRA rate borrowing from PWLB was extended to 31 March 2026.

Both the General Services and HRA capital programmes are being kept under regular review due to the effects of inflationary pressures, shortages of materials and labour, and the ratios of financing costs to the net revenue streams. The Council's borrowing strategy will, therefore, also be regularly reviewed and then revised, if necessary, to achieve optimum value and risk exposure in the medium-long-term. The impact particularly of the General Services Capital Plan Prioritisation – which is also reported to Council on today's agenda – will have a bearing on this.

Appendix 3 Section 3.3 provides forecasts for interest rates from the Council's Treasury Management advisor, MUFG Corporate Markets. Council officers, in conjunction with MUFG, will continue to monitor daily long-term borrowing rates in order to take advantage of any dips in the market or to de-risk any change in the medium-longer term forecast for gilt yields.

Forward Borrowing

The opportunity also continues to exist to consider further loans on a 'forward dealing' basis, and officers will continue to explore the viability of these loans as part of securing the long term borrowing required to meet the Council's Underlying Borrowing Requirement.

Treasury management limits on activity

There are three debt related treasury activity limits. The purpose of these are to restrain the activity of the treasury function within certain limits, thereby managing risk and reducing the impact of any adverse movement in interest rates. However, if these are set to be too restrictive they will impair the opportunities to reduce costs / improve performance. The indicators are:

- Upper limits on variable interest rate exposure. This identifies a maximum limit for variable interest rates for borrowing based upon the gross debt position, and variable interest rates for investments based upon the total investment position;
 - Upper limits on fixed interest rate exposure. This is similar to the previous indicator and covers a maximum limit on fixed interest rates for both borrowing and investments;
 - Maturity structure of borrowing. These gross limits are set to reduce the Council's exposure to large fixed rate sums falling due for refinancing, and are required for upper and lower limits.
-

The Council is asked to approve the following treasury indicators and limits:

Upper Limits on Exposure to Fixed and Variable Interest Rates 2025/26			
Interest rate exposures			Upper Limit
Limits on fixed interest rates based on gross debt			100.00%
Limits on variable interest rates based on gross debt			30.00%
Limits on fixed interest rates based on investments			100.00%
Limits on variable interest rates based on investments			100.00%

Maturity Structure of Borrowing 2025/26		
Maturity structure of fixed interest rate borrowing 2025/26	Lower	Upper
Under 12 months	0.00%	50.00%
12 months to 2 years	0.00%	50.00%
2 years to 5 years	0.00%	50.00%
5 years to 10 years	0.00%	50.00%
10 years to 20 years	0.00%	50.00%
20 years to 30 years	0.00%	50.00%
30 years to 40 years	0.00%	50.00%
40 years to 50 years	0.00%	50.00%
50 years and above	0.00%	50.00%
Maturity structure of variable interest rate borrowing 2025/26	Lower	Upper
<i>Under 12 months</i>	0.00%	30.00%
<i>12 months to 2 years</i>	0.00%	30.00%
<i>2 years to 5 years</i>	0.00%	30.00%
<i>5 years to 10 years</i>	0.00%	30.00%
<i>10 years to 20 years</i>	0.00%	30.00%
<i>20 years to 30 years</i>	0.00%	30.00%
<i>30 years to 40 years</i>	0.00%	30.00%
<i>40 years to 50 years</i>	0.00%	30.00%
<i>50 years and above</i>	0.00%	30.00%

3.5 Policy on borrowing in advance of need

The Council will not borrow more than or in advance of its needs purely in order to profit from the investment of the extra sum borrowed. Any decision to borrow in advance will be within forward approved Capital Financing Requirement estimates (as detailed in Section 3.2) and will be considered carefully to ensure that value for money can be demonstrated and that the Council can ensure the security of such funds.

Risks associated with any borrowing in advance activity will be subject to prior appraisal and subsequent reporting through the mid-year or annual reporting mechanism.

3.6 Debt rescheduling

As noted in the Mid-Year Review Report, now that the whole of the yield curve has shifted higher there may be opportunities for debt rescheduling in the remainder of the financial year.

This would involve the Council repaying loans prematurely (both market and PWLB) whilst high discount rates on premature repayment prevail.

Any debt rescheduling will be considered when the difference between the refinancing rate and the redemption rate is most advantageous and the situation will be continually monitored in order to take advantage of any perceived anomalies in the yield curve. The reasons for any rescheduling taking place would include:

- the generation of cash savings at minimum risk;
- to reduce the average interest rate;
- to amend the maturity profile and/or the balance of volatility of the debt portfolio.

Council officers will explore debt rescheduling opportunities with MUFG Corporate Markets; with only prudent and affordable debt rescheduling that considers both the short and medium-longer term impact being considered.

4 ANNUAL INVESTMENT STRATEGY

4.1 Investment policy

The Council's investment policy implements the requirements of the following: -

- Local Government Investments (Scotland) Regulations 2010, (and accompanying Finance Circular 5/2010);
- CIPFA Treasury Management in the Public Services: Code of Practice and Cross Sectoral Guidance Notes 2021 ("the Code");
- CIPFA Treasury Management Guidance Notes 2021

The Council's investment priorities will be security first, portfolio liquidity second and then yield, (return). The Council will aim to achieve the optimum return (yield) on its investments commensurate with proper levels of security and liquidity and with the Council's risk appetite.

In the current economic climate, it is considered appropriate to maintain a degree of liquidity to cover cash flow needs but to also consider "laddering" investments for periods up to 12 months with high credit rated financial institutions as we move down the interest rate yield curve.

The above regulations and guidance place a high priority on the management of risk. This authority has adopted a prudent approach to managing risk and defines its risk appetite by the following means: -

1. The Council applies **minimum acceptable credit criteria** in order to generate a list of highly creditworthy counterparties which also enables diversification and thus avoidance of concentration risk. The key ratings used to monitor counterparties are the short-term and long-term ratings.
 2. Ratings will not be the sole determinant of the quality of an institution; it is important to continually assess and monitor the financial sector on both a micro and macro basis and in relation to the economic and political environments in which institutions operate. The assessment will also take account of information that reflects the opinion of the markets. To this end the Council will engage with its advisors to maintain a monitor on market pricing such as "**credit default swaps**" and overlay that information on top of the credit ratings.
 3. **Other information sources** used will include the financial press, share price and other such information pertaining to the banking sector in order to establish the most robust scrutiny process on the suitability of potential investment counterparties.
 4. This authority has defined the list of **types of investment instruments** that are permitted investments authorised for use in appendix 5.2. Appendix 5.3 expands on the risks involved in each type of investment and the mitigating controls.
 5. **Lending limits**, (maturity tenors), for each counterparty will be set through applying the matrix table in Section 4.2 (maturity durations).
 6. Investments will only be placed with counterparties from countries with a specified minimum **sovereign rating**, (see paragraph 4.3).
 7. Lending per **Country** and **Institution** will be set through the application of the criteria in Section 4.3 (amounts).
-

8. **Transaction limits** are set for each type of investment in appendix 5.2.
9. This authority will set a limit for the amount of its investments which are invested for **longer than 365 days**, (see paragraph 4.4).
10. This authority has engaged **external consultants**, (see paragraph 1.5), to provide expert advice on how to optimise an appropriate balance of security, liquidity and yield, given the risk appetite of this authority in the context of the expected level of cash balances and need for liquidity throughout the year.
11. All investments will be denominated in sterling.

However, this authority will also pursue **value for money** in treasury management and will monitor the yield from investment income against appropriate benchmarks for investment performance, (see paragraph 4.5). Regular monitoring of investment performance will be carried out during the year.

4.2 Creditworthiness policy

This Council applies the creditworthiness service provided by MUFG Corporate Markets. This service employs a sophisticated modelling approach utilising credit ratings from the three main credit rating agencies - Fitch, Moody's and Standard and Poor's. The credit ratings of counterparties are supplemented with the following overlays:-

- credit watches and credit outlooks from credit rating agencies;
- CDS spreads to give early warning of likely changes in credit ratings;
- sovereign ratings to select counterparties from only the most creditworthy countries.

This modelling approach combines credit ratings, credit watches and credit outlooks in a weighted scoring system which is then combined with an overlay of CDS spreads for which the end product is a series of colour coded bands which indicate the relative creditworthiness of counterparties. These colour codes are used by the Council to determine the suggested duration for investments. The Council will therefore use counterparties within the following durational bands:-

Link Asset Services Colour Code	Maximum Suggested Duration for Investment
Yellow	6 years*
Dark Pink	6 years**
Light Pink	6 years**
Purple	2.5 years
Blue	1.25 years***
Orange	1.25 years
Red	7 months
Green	120 days
No colour	Not to be used

* *Note the yellow colour category is for:- UK Government Debt, or its equivalent, Money Market Funds (MMF's), and collateralised deposits where the collateral is UK Government Debt*

** *Dark Pink for Ultra Short Dated Bond Funds with a credit score of 1.25*

Light Pink for Ultra Short Dated Bond Funds with a credit score of 1.5

*** *Applies only to nationalised or semi-nationalised UK Banks*

Note that the maximum suggested durations listed above have been extended by 1 year (when compared to the suggested maximum durations provided by Link) for the Yellow, Dark Pink, Light Pink, Purple, Blue and Orange categories, to allow flexibility around these durations on the margins e.g. the placement of a 13 month fixed term deposit for a counterparty rated Orange or Blue. Equally, the maximum suggested duration for the Red category has been extended by a month to 8 months, on the same basis. A thorough appraisal of the additional risk involved in extending the duration of any deposit (marginally) beyond the maximum suggested by Capita, against any enhanced value to the portfolio, will be undertaken prior to the placement of any deposit.

The MUFG Corporate Markets creditworthiness service uses a wider array of information than just primary ratings. Furthermore, by using a risk weighted scoring system, it does not give undue preponderance to just one agency's ratings.

Typically the minimum credit ratings criteria the Council use will be (Fitch or equivalents):-

- Short term rating F1;
- Long term rating A-.

There may be occasions when the counterparty ratings from one rating agency are marginally lower than these ratings but may still be used. In these instances consideration will be given to the whole range of ratings available, or other topical market information, to support their use.

All credit ratings will be monitored weekly. The Council is alerted to changes to ratings of all three agencies through its use of the MUFG Corporate Markets creditworthiness service.

- if a downgrade results in the counterparty / investment scheme no longer meeting the Council's minimum criteria, its further use as a new investment will be withdrawn immediately;
- in addition to the use of credit ratings the Council will be advised of information in movements in credit default swap spreads against the iTraxx benchmark and other market data on a daily basis via its Passport website, provided exclusively to the Council by MUFG Corporate Markets. Extreme market movements may result in downgrade of an institution or removal from the Council's lending list.

Sole reliance will not be placed on the use of this external service. In addition this Council will also use market data and market information, information on sovereign support for banks and the credit ratings of that supporting government.

UK banks – ring fencing

The largest UK banks, (those with more than £25bn of retail / Small and Medium-sized Enterprise (SME) deposits), are required, by UK law, to separate core retail banking services from their investment and international banking activities by 1st January 2019. This is known as “ring-fencing”. Whilst smaller banks with less than £25bn in deposits are exempt, they can choose to opt up. Several banks are very close to the threshold already and so may come into scope in the future regardless.

Ring-fencing is a regulatory initiative created in response to the global financial crisis. It mandates the separation of retail and SME deposits from investment banking, in order to improve the resilience and resolvability of banks by changing their structure. In general, simpler, activities offered from within a ring-fenced bank, (RFB), will be focused on lower risk, day-to-day core transactions, whilst more complex and “riskier” activities are required to be housed in a separate entity, a non-ring-fenced bank, (NRFB). This is intended to ensure that an entity's core activities are not adversely affected by the acts or omissions of other members of its group.

While the structure of the banks included within this process may have changed, the fundamentals of credit assessment have not. The Council will continue to assess the new-formed entities in the same way that it does others and those with sufficiently high ratings, (and any other metrics considered), will be considered for investment purposes.

4.3 Country and sector limits

The Council has determined that it will only use approved counterparties from the UK, or approved counterparties from other countries with a minimum sovereign credit rating of AA- from Fitch.

The list of countries that qualify using the above criteria as at the date of this report are shown in Appendix 5.4. This list will be added to, or deducted from, by officers should ratings change in accordance with this policy.

The Council will avoid a concentration of investments in too few counterparties or countries by adopting a spreading approach to investing whereby no more than £30 million will be invested in Lloyds Banking Group and the NatWest (Royal Bank of Scotland) Group, £15 million in any other UK counterparty, and £15 million in any one counterparty, group or country outwith the UK.

4.4 Investment strategy

Current Deposits

As at 31 January 2025, the Council's deposits were as follows:-

Counterparty	Amount £000's	Security Long/Short Term Rating* (Colour)**	Liquidity	Yield	UK Local Authority Investment*** £000's
MMF Aberdeen	11,913	AAAmf (Yellow)	Instant Access	4.69%	1,425,558
MMF Federated	485	AAAmf (Yellow)	Instant Access	4.72%	978,210
MMF LGIM	11,356	AAAmf (Yellow)	Instant Access	4.73%	502,695
Bank of Scotland Call Account	1,635	A+/F1+ (Orange)	Instant Access	4.62%	162,411
Handelsbanken AB Call Account	19	AA-/F1+ (Orange)	Instant Access	4.59%	145,084
National Westminster Bank plc	20,000	A+/F1 (Red)	Start: 27 Mar 2024 End: 27 Mar 2025	5.06%	418,175
Total	45,408				3,632,133

* Credit Rating from Fitch

** Colour represents maximum recommended duration for investment per MUFG Corporate Markets Credit Scoring methodology – see Appendix 2.

*** As at 31 December 2024

In-house funds. Investments will be made with reference to the core balance and cash flow requirements and the outlook for short-term interest rates (i.e., rates for investments up to 12 months, with the yield curve reducing the further out deposits are placed).

While an element of cash balances are required in order to manage the ups and downs of cash flow, where cash sums can be identified that could be invested for longer periods, the value to be obtained from longer term investments will be carefully assessed.

- If it is thought that Bank Rate is likely to fall within that time period, consideration will be given to locking in higher rates currently obtainable, for longer periods, where this is possible within the Council's day-to-day and monthly cashflow projections;
- Conversely, if it is thought that Bank Rate is likely to rise significantly within the time horizon being considered (unlikely in the current climate), then consideration will be given to keeping most investments as being short term or variable.

Investment returns expectations

The current forecast shown in paragraph 3.3, includes a forecast for Bank Rate to reduce from the current level of 4.50% at the time of writing (3 February 2025) to 3.50% by the end of the forecast time horizon (December 2027).

The suggested budgeted investment earnings rates for returns on investments placed for periods up to about three months during each financial year are as follows: -

Average earnings in each year	
2024/25 (residual)	4.60%
2025/26	4.10%
2026/27	3.70%
2027/28	3.50%
2028/29	3.50%
Long term later years	3.50%

As there are so many variables at this time, caution must be exercised in respect of all interest rate forecasts.

Investment treasury indicator and limit - total principal funds invested for greater than 365 days. These limits are set with regard to the Council's liquidity requirements and expected usable reserve forecasts, and are based on the availability of funds after each year-end.

The Council is asked to retain the following treasury indicator and limit: -

Principal Sums Invested for > 365 Days		
Limit		£70m

For its cash flow generated balances, the Council will seek to utilise its business reserve instant access accounts and money market funds.

4.5 Investment risk benchmarking

The Council will use an investment benchmark to assess the investment performance of its investment portfolio of 6 month SONIA compounded. The Council also participates in Investment Benchmarking groups with MUFG Corporate Markets whereby performance with other Benchmarking club members and the wider Scottish and UK Local Authority Investment benchmarking is compared.

4.6 End of year investment report

At the end of the financial year, the Council will report on its investment activity as part of its Annual Treasury Report.

5 Appendices

1. Economic background
 2. Treasury Management Practice 1 – Permitted Investments
 3. Treasury Management Practice 1 – Credit and Counterparty Risk Management
 4. Approved countries for investments
 5. Treasury management scheme of delegation
 6. The treasury management role of the section 95 officer
-

5.1 APPENDIX: Economic Background

The third quarter of 2024 (July to September) saw:

- GDP growth stagnating in July following downwardly revised Q2 figures (0.5% q/q)
- A further easing in wage growth as the headline 3myy rate (including bonuses) fell from 4.6% in June to 4.0% in July;
- CPI inflation hitting its target in June before edging above it to 2.2% in July and August;
- Core CPI inflation increasing from 3.3% in July to 3.6% in August;
- The Bank of England initiating its easing cycle by lowering interest rates from 5.25% to 5.0% in August and holding them steady in its September meeting;
- 10-year gilt yields falling to 4.0% in September.

Over the aforementioned period, the economy's stagnation in June and July pointed more to a mild slowdown in UK GDP growth than a sudden drop back into a recession. However, in the interim period, to 12 December, arguably the biggest impact on the economy's performance has been the negative market sentiment in respect of the fallout from the Chancellor's Budget on 30 October.

Reflecting on the 30 October Budget, MUFG's central case is that those policy announcements will prove to be inflationary, at least in the near-term. The Office for Budgetary Responsibility and the Bank of England concur with that view. The latter have the CPI measure of inflation staying sticky until at least 2026. The Bank forecasts CPI to be elevated at 2.7% y/y (Q4 2025) before dropping back to sub-2% in 2027. Nonetheless, since the Budget, the October inflation print has shown the CPI measure of inflation bouncing up to 2.3% y/y with the prospect that it will be close to 3% by the end of the year before falling back slowly through 2025. The RPI measure has also increased significantly to 3.4% y/y.

How high inflation goes will primarily be determined by several key factors. First amongst those is that the major investment in the public sector, according to the Bank of England, will lift UK real GDP to 1.7% in 2025 before growth moderates in 2026 and 2027. The debate around whether the Government's policies lead to a material uptick in growth primarily focus on the logistics of fast-tracking planning permissions, identifying sufficient skilled labour to undertake a resurgence in building, and an increase in the employee participation rate within the economy.

There are inherent risks to all the above. The worst-case scenario would see systemic blockages of planning permissions and the inability to identify and resource the additional workforce required to deliver large-scale IT, housing and infrastructure projects. This would lead to upside risks to inflation, an increased prospect of further Government borrowing & tax rises in the June 2025 Spending Review (pushed back from the end of March), and a tepid GDP performance.

Regarding having a sufficiently large pool of flexible and healthy workers, the initial outlook does not look bright. Research from Capital Economics has alluded to an increase of some 500,000 construction workers being needed to provide any chance of the Government hitting its target of 300,000 new homes being built in each of the next five years (234,000 net additional dwellings in England in 2022/23). But the last time such an increase was needed, and construction employment is currently at a nine-year low, it took 12 years to get there (1996 to 2008). Also note, as of October 2024, job vacancies in the construction sector were still higher than at any time in the 20 years preceding the pandemic.

Currently, it also seems likely that net inward migration is set to fall, so there is likely to be a smaller pool of migrant workers available who, in the past, have filled the requirement

for construction worker demand. The Government plans to heavily promote training schemes, particularly to the one million 16- to 24-year-olds who are neither in education nor work. But it is arguable as to whether the employee shortfall can be made up from this source in the requisite time, even if more do enter the workforce.

Against, this backdrop, there may be a near-term boost to inflation caused by a wave of public sector cash chasing the same construction providers over the course of the next year or so, whilst wages remain higher than the Bank currently forecasts because of general labour shortages, including in social care where Government accepts there is a 150,000 shortfall at present.

Unemployment stands at a low 4.3% (September), whilst wages are rising at 4.3% y/y (including bonuses) and 4.8% (excluding bonuses). The Bank would ideally like to see further wage moderation to underpin any further gradual relaxing of monetary policy. Indeed, over the next six months, the market is currently only pricing in Bank Rate reductions in February and May – which would see Bank Rate fall to 4.25% - but further cuts, thereafter, are highly likely to be even more data-dependent.

Focussing on borrowing, a term that is likely to be prevalent throughout 2025 is “bond vigilante”. Essentially, this represents a generic term for when the market is ill at ease with the level of government borrowing and demands a higher return for holding debt issuance. In the UK, we do not need to go back too far to recall the negative market reaction to the Truss/Kwarteng budget of 2022. But long-term borrowing rates have already gradually moved back to those levels since their recent low point in the middle of September 2024. Of course, the UK is not alone in this respect. Concerns prevail as to what the size of the budget deficit will be in the US, following the election of Donald Trump as President, and in France there are on-going struggles to form a government to address a large budget deficit problem too. Throw into the mix the uncertain outcome to German elections, and there is plenty of bond investor concern to be seen.

Staying with the US, Donald Trump’s victory paves the way for the introduction/extension of tariffs that could prove inflationary whilst the same could be said of further tax cuts. Invariably the direction of US Treasury yields in reaction to his core policies will, in all probability, impact UK gilt yields. So, there are domestic and international factors that could impact PWLB rates whilst, as a general comment, geo-political risks continue to abound in Europe, the Middle East and Asia.

The US Core CPI measure of inflation has indicated that inflation is still a concern (3.3% y/y, 0.3% m/m), as has the November Producer Prices Data (up 3.0 y/y v a market estimate of 2.6% y/y, 0.4% m/m v an estimate of 0.2% m/m) albeit probably insufficient to deter the FOMC from cutting US rates a further 0.25% at its December meeting. However, further rate reductions and their timing will very much be determined by Trump’s policy announcements and their implications for both inflation and Treasury issuance.

The FTSE 100 reached a peak of 8,380 in the third quarter of 2024 (currently 8,304), but its performance is firmly in the shade of the US S&P500, which has breached the 6,000 threshold on several occasions recently, delivering returns upwards of 25% y/y. The catalyst for any further rally (or not) is likely to be the breadth of AI’s impact on business growth and performance.

MPC meetings: 9 May 2024, 20 June 2024, 1 August 2024, 19 September 2024, 7 November 2024, 6 February 2025

- On 9 May 2024, the Bank of England’s Monetary Policy Committee (MPC) voted 7-2 to keep Bank Rate at 5.25%. This outcome was repeated on 20th June.
- However, by the time of the August meeting, there was a 5-4 vote in place for rates to be cut by 25bps to 5%. However, subsequent speeches from

MPC members have supported Governor Bailey's tone with its emphasis on "gradual" reductions over time.

- Markets thought there may be an outside chance of a further Bank Rate reduction in September, following the 50bps cut by the FOMC, but this came to nothing.
- On 7 November 2024, Bank Rate was cut by 0.25% to 4.75%. The vote was 8-1 in favour of the cut but the language used by the MPC emphasised "gradual" reductions would be the way ahead with an emphasis on the inflation and employment data releases, as well as geopolitical events.
- On 6 February 2025, the MPC voted by 7-2 to cut base rate by 0.25% to 4.50%. However, the other two votes were for base rate to be cut by 0.50% which is a very dovish outlook – with the prospect that yields will now fall.

5.2 APPENDIX: Treasury Management Practice (TMP1): Permitted Investments

This Council is asked to approve the following forms of investment instrument for use as permitted investments as set out in tables 1.1-1.4.

Treasury risks

All the investment instruments in tables 1.1-1.4 are subject to the following risks:-

1. **Credit and counter-party risk:** this is the risk of failure by a counterparty (bank or building society) to meet its contractual obligations to the organisation particularly as a result of the counterparty's diminished creditworthiness, and the resulting detrimental effect on the organisation's capital or current (revenue) resources. There are no counterparties where this risk is zero although AAA rated organisations have the highest, relative, level of creditworthiness.
2. **Liquidity risk:** this is the risk that cash will not be available when it is needed. While it could be said that all counterparties are subject to at least a very small level of liquidity risk as credit risk can never be zero, in this document, liquidity risk has been treated as whether or not instant access to cash can be obtained from each form of investment instrument. However, it has to be pointed out that while some forms of investment e.g. gilts, CDs, corporate bonds can usually be sold immediately if the need arises, there are two caveats: - a. cash may not be available until a settlement date up to three days after the sale b. there is an implied assumption that markets will not freeze up and so the instrument in question will find a ready buyer. The column in tables 1.1-1.4 headed as 'market risk' will show each investment instrument as being instant access, sale T+3 = transaction date plus 3 business days before you get cash, or term i.e. money is locked in until an agreed maturity date.
3. **Market risk:** this is the risk that, through adverse market fluctuations in the value of the principal sums an organisation borrows and invests, its stated treasury management policies and objectives are compromised, against which effects it has failed to protect itself adequately. However, some cash rich local authorities may positively want exposure to market risk e.g. those investing in investment instruments with a view to obtaining a long term increase in value.
4. **Interest rate risk:** this is the risk that fluctuations in the levels of interest rates create an unexpected or unbudgeted burden on the organisation's finances, against which the organisation has failed to protect itself adequately. This authority has set limits for its fixed and variable rate exposure in its Treasury Indicators in this report (see Section 3.4).
5. **Legal and regulatory risk:** this is the risk that the organisation itself, or an organisation with which it is dealing in its treasury management activities, fails to act in accordance with its legal powers or regulatory requirements, and that the organisation suffers losses accordingly.

Controls on treasury risks

1. **Credit and counter-party risk:** this authority has set minimum credit criteria to determine which counterparties and countries are of sufficiently high creditworthiness to be considered for investment purposes. See Sections 4.2 and 4.3.
2. **Liquidity risk:** this authority has a cash flow forecasting model to enable it to determine how long investments can be made for and how much can be invested.
3. **Market risk:** this authority does not purchase investment instruments which are subject to market risk in terms of fluctuation in their value.
4. **Interest rate risk:** this authority manages this risk by having a view of the future course of interest rates and then formulating a treasury management strategy accordingly which aims to maximise investment earnings consistent with control of risk or alternatively, seeks to minimise expenditure on interest costs on borrowing. See Section 4.4.
5. **Legal and regulatory risk:** this authority will not undertake any form of investing until it has ensured that it has all necessary powers and also complied with all regulations.

Unlimited investments

Regulation 24 states that an investment can be shown in tables 1 / 2 as being 'unlimited' in terms of the maximum amount or percentage of the total portfolio that can be put into that type of investment. However, it also requires that an explanation must be given for using that category. The authority has given the following types of investment an unlimited category: -

1. **Debt Management Agency Deposit Facility.** This is considered to be the lowest risk form of investment available to local authorities as it is operated by the Debt Management Office which is part of H.M. Treasury i.e. the UK Government's sovereign rating stands behind the DMADF. It is also a deposit account and avoids the complications of buying and holding Government issued treasury bills or gilts.
2. **High credit worthiness banks and building societies.** See paragraph 4.2 for an explanation of this authority's definition of high credit worthiness. While an unlimited amount of the investment portfolio may be put into banks and building societies with high credit worthiness, the authority will ensure diversification of its portfolio ensuring that no more than £15 million can be placed with any one institution or group at any one time, other than the Bank of Scotland or Royal Bank of Scotland where the limit is £30 million.

Objectives of each type of investment instrument

Regulation 25 requires an explanation of the objectives of every type of investment instrument which an authority approves as being 'permitted'.

1. DEPOSITS

The following forms of 'investments' are actually more accurately called deposits as cash is deposited in an account until an agreed maturity date or is held at call.

- a) **Debt Management Agency Deposit Facility.** This offers the lowest risk form of investment available to local authorities as it is effectively an investment placed with the Government. It is also easy to use as it is a deposit account and avoids the complications of buying and holding Government issued treasury bills or gilts. As it is low risk it also earns low rates of interest. However, it is very useful for authorities whose overriding priority is the avoidance of risk. The longest period for a term deposit with the DMADF is 6 months.
- b) **Term Deposits – Local Authorities.** They are quasi-Government bodies with low counterparty and value risk. Typical deposit terms vary from 1 month to 2 years, with longer term deposits offering an opportunity to increase investment returns by locking in high rates ahead of an expected fall in the level of interest rates. At other times, longer term rates can offer good value when the markets incorrectly assess the speed and timing of interest rate increases. This form of investing therefore, offers a lot of flexibility and typically higher earnings than the DMADF. Where it is restricted is that once a longer term investment is made, that cash is locked in until the maturity date other than with agreement of the counterparty, at which point penalties would typically apply.
- c) **Call accounts with high credit worthiness banks and building societies.** See Section 4.2 for an explanation of this authority's definition of high credit worthiness. These typically offer a much higher rate of return than the DMADF and now that measures have been put in place to avoid over reliance on credit ratings, the authority feels much more confident that the residual risks around using such banks and building societies are at a low, reasonable and acceptable level. There is instant access to recalling cash deposited (or short-dated notice e.g. 15-30 days). This generally means accepting a lower rate of interest than that which could be earned from the same institution by making a term deposit (see 1d below). However, there are a number of call accounts which at the time of writing, offer rates 2 – 3 times more than term deposits with the DMADF. Some use of call accounts is highly desirable to ensure that the authority has ready access to cash when needed to pay bills.
- d) **Term deposits with high credit worthiness banks and building societies.** The objectives are as for 1c. These offer a much higher rate of return than the DMADF and deposits made with other Local Authorities (dependent upon term) and, similar to 1c, now that measures have been put in place to avoid over reliance on credit ratings, the authority feels much more confident that the residual risks around using such banks and building societies are at a low, reasonable and acceptable level. This is the most widely used form of investing used by local authorities. The authority will ensure diversification of its portfolio of deposits ensuring that no more than £15 million is invested with any (non-nationalised) UK counterparty, and no more than £15 million is invested with any other non-UK counterparty, group or country. In addition, longer term deposits offer an opportunity to increase investment returns by locking in high rates ahead of an expected fall in the level of interest rates. At other times, longer term rates can offer good value when the markets incorrectly assess the speed and timing of interest rate increases. This form of investing therefore, offers a lot of flexibility and higher earnings than the DMADF. Where it is restricted is that once a longer term investment is made, that cash is locked in until the maturity date.
- e) **Fixed term deposits with variable rate and variable maturities (structured deposits).** This encompasses ALL types of structured deposits. There has been considerable change in the types of structured deposits brought to the market over the last few years, some of which are already no longer available. In view of the fluidity of

this area, this is a generic title for all structured deposits so as to provide councils with greater flexibility to adopt new instruments as and when they are brought to the market. This line encompasses ALL types of structured deposits. There has been considerable change in the types of structured deposits brought to the market over the last few years, some of which are already no longer available. In view of the fluidity of this area, this is a generic title for all structured deposits so as to provide greater flexibility to adopt new instruments as and when they are brought to the market.

2. DEPOSITS WITH COUNTERPARTIES CURRENTLY IN RECEIPT OF UK GOVERNMENT SUPPORT / OWNERSHIP

These banks offer another dimension of creditworthiness in terms of UK Government backing through either direct (partial or full) ownership. The view of this authority is that such backing makes these banks attractive institutions with whom to place deposits, and that will remain our view if the UK sovereign rating were to be downgraded in the coming year.

- a. **Call accounts.** As for 1c. but UK Government stated support implies that the UK Government stands behind these banks and building societies and will be deeply committed to providing whatever support that may be required to ensure the continuity of such institutions. This authority feels this indicates a low and acceptable level of residual risk.
- b. **Term deposits with high credit worthiness banks which are fully or semi nationalised.** As for 1d. but Government ownership partial or full implies that the UK Government stands behind this bank and will be deeply committed to providing whatever support that may be required to ensure the continuity of that bank. This authority considers this indicates a low and acceptable level of residual risk.
- c. **Fixed term deposits with variable rate and variable maturities (structured deposits).** As for 1e but UK Government stated support implies that the UK Government stands behind eligible banks and building societies and will be deeply committed to providing whatever support that may be required to ensure the continuity of such institutions. This authority feels this indicates a low and acceptable level of residual risk. This line encompasses ALL types of structured deposits. There has been considerable change in the types of structured deposits brought to the market over the last few years, some of which are already no longer available. In view of the fluidity of this area, this is a generic title for all structured deposits so as to provide greater flexibility to adopt new instruments as and when they are brought to the market.

3. COLLECTIVE INVESTMENT SCHEMES STRUCTURED AS OPEN ENDED INVESTMENT COMPANIES (OEICS)

- a. **Government liquidity funds.** These are the same as money market funds (see below) but only invest in government debt issuance with highly rated governments. Due to the higher quality of underlying investments, they offer a lower rate of return than MMFs. However, their net return is typically on a par with the DMADF, but with instant access.
- b. **Money Market Funds (MMFs).** By definition, MMFs are AAA rated and are widely diversified, using many forms of money market securities including types which this authority does not currently have the expertise or capabilities to hold directly. However, due to the high level of expertise of the fund managers and the huge amounts of money invested in MMFs, and the fact that the weighted average maturity (WAM) cannot exceed 60 days, MMFs offer a combination of high security, instant access to funds, high diversification and good rates of return compared to equivalent instant access facilities. They are particularly advantageous in falling interest rate environments as their 60 day WAM means they have locked in investments earning higher rates of interest than are currently available in the market. MMFs also help an authority to diversify its own portfolio as e.g. a £2m investment placed directly with HSBC is a 100% risk exposure to HSBC whereas £2m invested in a MMF may end up with say £10,000 being invested with HSBC through the MMF. For authorities particularly concerned with risk exposure to banks, MMFs offer an effective way of minimising risk exposure while still getting much better rates of return than available through the DMADF.
- c. **Ultra Short Dated Bond Funds .** These funds are similar to MMFs, can still be AAA rated but have Variable Net Asset Values (VNAV) as opposed to a traditional MMF which has a Constant Net Asset Value (CNAV). They aim to achieve a higher yield and to do this either take more credit risk or invest out for longer periods of time, which means they are more volatile. These funds can have WAM's and Weighted Average Life (WAL's) of 90 – 365 days or even longer. Their primary objective is yield and capital preservation is second. They therefore are a higher risk than MMFs and correspondingly have the potential to earn higher returns than MMFs.
- d. **Gilt funds.** These are funds which invest only in U.K. Government gilts. They offer a lower rate of return than bond funds but are highly rated both as a fund and through investing only in highly rated government securities. They offer a higher rate of return than investing in the DMADF but they do have an exposure to movements in market prices of assets held.
- e. **Bond funds.** These can invest in both government and corporate bonds. This therefore entails a higher level of risk exposure than gilt funds and the aim is to achieve a higher rate of return than normally available from gilt funds by trading in non-government bonds.

4. SECURITIES ISSUED OR GUARANTEED BY GOVERNMENTS

The following types of investments are where an authority directly purchases a particular investment instrument, a security, i.e. it has a market price when purchased and that value can change during the period the instrument is held until it matures or is sold. The annual earnings on a security is called a yield i.e. it is normally the interest paid by the issuer divided by the price you paid to purchase the security unless a security is initially issued at a discount e.g. treasury bills..

- a. **Treasury bills.** These are short term bills (up to 12 months, although none have ever been issued for this maturity) issued by the Government and so are backed by the sovereign rating of the UK. The yield is higher than the rate of interest paid by the DMADF and another advantage compared to a time deposit in the DMADF is that they can be sold if there is a need for access to cash at any point in time. However, there is a spread between purchase and sale prices so early sales could incur a net cost during the period of ownership.
- b. **Gilts.** These are longer term debt issuance by the UK Government and are backed by the sovereign rating of the UK. The yield is higher than the rate of interest paid by the DMADF and another advantage compared to a time deposit in the DMADF is that they can be sold if there is a need for access to cash at any point in time. However, there is a spread between purchase and sale prices so early sales may incur a net cost. Market movements that occur between purchase and sale may also have an adverse impact on proceeds. The advantage over Treasury bills is that they generally offer higher yields the longer it is to maturity (for most periods) if the yield curve is positive.
- c. **Bond issuance issued by a financial institution which is explicitly guaranteed by the UK Government** e.g. National Rail. This is similar to a gilt due to the explicit Government guarantee.
- d. **Sovereign bond issues (other than the UK govt) denominated in Sterling.** As for gilts but issued by other nations. Use limited to issues of nations with at least the same sovereign rating as for the UK.
- e. **Bonds issued by Multi Lateral Development Banks (MLDBs).** These are similar to c. and e. above but are issued by MLDBs which are typically guaranteed by a group of sovereign states e.g. European Bank for Reconstruction and Development.

5. SECURITIES ISSUED BY CORPORATE ORGANISATIONS

The following types of investments are where an authority directly purchases a particular investment instrument, a security, i.e. it has a market price when purchased and that value can change during the period the instrument is held until it is sold. The annual earnings on a security is called a yield i.e. is the interest paid by the issuer divided by the price you paid to purchase the security. These are similar to the previous category but corporate organisations can have a wide variety of credit worthiness so it is essential for local authorities to only select the organisations with the highest levels of credit worthiness. Corporate securities are generally a higher risk than government debt issuance and so earn higher yields.

- a. **Certificates of deposit (CDs).** These are shorter term securities issued by deposit taking institutions (mainly financial institutions). They are negotiable instruments, so can be sold ahead of maturity and also purchased after they have been issued. However, that liquidity can come at a price, where the yield could be marginally less than placing a deposit with the same bank as the issuing bank.
- b. **Commercial paper.** This is similar to CDs but is issued by commercial organisations or other entities. Maturity periods are up to 365 days but commonly 90 days.

- c. **Corporate bonds.** These are (long term) bonds (usually bearing a fixed rate of interest) issued by a financial institution, company or other non-government issuer in order to raise capital for the institution as an alternative to issuing shares or borrowing from banks. They are generally seen to be of a lower creditworthiness than government issued debt and so usually offer higher rates of yield.
- d. **Floating rate notes.** These are bonds on which the rate of interest is established periodically with reference to short-term interest rates.

6. OTHER

- a. **Local Authority Mortgage Scheme.** Authorities who are participating in the Local Authority Mortgage Guarantee Scheme (LAMS) may be required to place a deposit with the mortgage provider(s) up to the full value of the guarantee. The deposit will be in place for the term of the guarantee i.e. 5 years (with the possibility of a further 2 year extension if the account is 90+ days in arrears at the end of the initial 5 years) - and may have conditions / structures attached. The mortgage provider will not hold a legal charge over the deposit.
- b. **Loans to third parties** – This would involve the Council borrowing from the PWLB/markets and onward lending to Registered Social Landlords to enable them to access lower cost loans and kickstart developments of affordable mid-market homes. The risk associated with such an investment would be mitigated by an assessment of the counterparty in advance of any loan being granted and through the application of a premium on the loan rate. Interest would be paid by the RSL over the term of the loan, with repayment of principal upon the earlier of 10/20 years or at the point of house sales. The Council will also request that a standard security is taken over the property which would allow the Council to require the sale of the homes to another landlord, providing greater risk mitigation.
- c. **Subordinated Debt Subscription to the SPV set up to deliver the Newbattle Centre project** – this involved the Council subscribing £332,806 of subordinated debt to the SPV that was set up to deliver the Newbattle Centre project (2 year construction and 25 year operational contract length). The length of the investment is 25 years with the subscription made at operation commencement of the contract. The repayment profile will comprise 81% of the principal remaining invested until the final two years of the contract. The risk associated with this type of investment will be mitigated through an annual assessment as a minimum to review the holding of such debt, and whether the exposure to risk arising from the investment has changed over the period.
- d. **ESCO:** Midlothian Energy Limited (MEL) Joint Venture between Midlothian Council and Vattenfall to deliver energy supply to Shawfair using heat supplied from the Millerhill Energy from Waste plant and related projects.

Table 1: Permitted Investments**1.1 Deposits**

Investment Category	Minimum Credit Criteria	Liquidity risk	Market risk	Max %/£m of total investments	Max. maturity period	Max Transaction Value
Debt Management Agency Deposit Facility	UK Government	Term	No	100%	6 months	n/a
Term deposits – local authorities	Quasi-UK Government	Term	No	100%	5 years	£15m
Call accounts – banks and building societies	Green	Instant	No	100%	1 day	£15m
Term deposits / Notice Accounts – banks and building societies	Yellow Purple Blue Orange Red Green No Colour	Term	No	100%	Up to 6 yrs Up to 2.5 yrs Up to 1.25 yrs Up to 1.25 yrs Up to 7 mths Up to 120 days Not for use	£15m
Fixed term deposits with variable rate and variable maturities: - Structured deposits	Yellow Purple Blue Orange Red Green No Colour	Term	No	100%	Up to 6 yrs Up to 2.5 yrs Up to 1.25 yrs Up to 1.25 yrs Up to 7 mths Up to 120 days Not for use	£15m

1.2 Deposits with counterparties currently in receipt of government support / ownership

Investment Category	Minimum Credit Criteria	Liquidity risk	Market risk	Max %/£m of total investments	Max. maturity period	Max Transaction Value
UK nationalised banks – Call accounts	Blue	Instant	No	100%	1 day	£30m
UK nationalised banks – Term Deposits / Notice Accounts	Blue	Term	No	100%	2 years	£30m
UK nationalised banks – Fixed term deposits with variable rate and variable maturities: - Structured deposits	Blue	Term	No	100%	2 years	£30m
Non-UK (high sovereign rated country) nationalised banks – Call accounts	Green	Instant	No	100%	1 day	£15m
Non-UK (high sovereign rated country) nationalised banks:- Term Deposits / Notice Accounts	Yellow Purple Blue Orange Red Green No Colour	Term	No	100%	Up to 6 yrs Up to 2.5 yrs Up to 1.25 yrs Up to 1.25 yrs Up to 7 mths Up to 120 days Not for use	£15m
Non-UK (high sovereign rated country) nationalised banks:- Fixed term deposits with variable rate and variable maturities: - Structured deposits	Yellow Purple Blue Orange Red Green No Colour	Term	No	100%	Up to 6 yrs Up to 2.5 yrs Up to 1.25 yrs Up to 1.25 yrs Up to 7 mths Up to 120 days Not for use	£15m

If forward deposits are made, the forward period plus the deal period equate to the maximum maturity period.

1.3 Collective investment schemes structured as Open Ended Investment Companies (OEICs)

Investment Category	Minimum Credit Criteria	Liquidity risk	Market risk	Max %/£m of total investments	Max. maturity period	Max Transaction Value
Government Liquidity Funds	AAA	Instant	No	100%	1 day	£15m
Money Market Funds CNAV	AAA	Instant	No	100%	1 day	£15m
Money Market Funds LVNAV	AAA	Instant	No	100%	1 day	£15m
Money Market Funds VNAV	AAA	Instant	No	100%	1 day	£15m
Ultra Short Dated Bond Funds with a credit score of 1.25	AAA	T+1 to T+5	Yes	100%	1 week	£15m
Ultra Short Dated Bond Funds with a credit score of 1.5	AAA	T+1 to T+5	Yes	100%	1 week	£15m
Bond Funds	AAA	T+2 or longer	Yes	50%	2 days	£15m
Gilt Funds	AAA	T+2 or longer	Yes	50%	2 days	£15m

1.4 Securities issued or guaranteed by governments

Investment Category	* Minimum Credit Criteria	Liquidity risk	Market risk	Max %?£m of total investments	Max. maturity period
Treasury Bills	UK sovereign rating	Sale T+1	Yes	100%	6 months
UK Government Gilts	UK sovereign rating	Sale T+1	Yes	100%	50 years
Bond issuance issued by a financial institution which is explicitly guaranteed by the UK Government e.g. National Rail	UK sovereign rating	Sale T+3	Yes	100%	50 years
Sovereign bond issues (other than the UK govt)	AAA (or state your criteria if different)	Sale T+1	Yes	100%	50 years
Bonds issued by multilateral development banks	AAA (or state your criteria if different)	Sale T+1	Yes	100%	50 years

1.5 Securities issued by corporate organisations

Investment Category	* Minimum Credit Criteria	Liquidity risk	Market risk	Max % of total investments	Max. maturity period	Max Transaction Value
Certificates of deposit issued by banks and building societies	Yellow Purple Blue Orange Red Green No Colour	Sale T+1	Yes	100%	Up to 6 yrs Up to 2.5 yrs Up to 1.25 yrs Up to 1.25 yrs Up to 7 mths Up to 120 days Not for use	£15m
Commercial paper other	Yellow Purple Blue Orange Red Green No Colour	Sale T+0	Yes	100%	Up to 6 yrs Up to 2.5 yrs Up to 1.25 yrs Up to 1.25 yrs Up to 7 mths Up to 120 days Not for use	£15m
Floating rate notes	Yellow Purple Blue Orange Red Green No Colour	Sale T+2	Yes	100%	Up to 6 yrs Up to 2.5 yrs Up to 1.25 yrs Up to 1.25 yrs Up to 7 mths Up to 120 days Not for use	£15m
Corporate Bonds other	Yellow Purple Blue Orange Red Green No Colour	Sale T+2	Yes	100%	Up to 6 yrs Up to 2.5 yrs Up to 1.25 yrs Up to 1.25 yrs Up to 7 mths Up to 120 days Not for use	£15m

1.6 Other

Investment Category	Minimum Credit Criteria	Liquidity risk	Market risk	Max %/£m of total investments	Max. maturity period
Local authority mortgage guarantee scheme.	Blue	Term	No	50%	5 years
Loans to Third Parties	n/a	Term	No	£25m	20 years
Subordinated Debt Subscription to Newbattle Centre SPV	n/a	Term	No	£0.326m	22 years
ESCO	n/a	Term	No	£10.2m	n/a

5.3 APPENDIX: Treasury Management Practice (TMP1) – Credit and Counterparty Risk Management

Midlothian Council Permitted Investments, Associated Controls and Limits

Type of Investment	Treasury Risks	Mitigating Controls	Council Limits
Cash type instruments			
a. Deposits with the Debt Management Account Facility (UK Government) (Very low risk)	This is a deposit with the UK Government and as such counterparty and liquidity risk is very low, and there is no risk to value. Deposits can be between overnight and 6 months.	Little mitigating controls required. As this is a UK Government investment the monetary limit is unlimited to allow for a safe haven for investments.	As shown in Appendix 5.2.
b. Deposits with other local authorities or public bodies (Very low risk)	These are considered quasi UK Government debt and as such counterparty risk is very low, and there is no risk to value. Deposits can only be broken with the agreement of the counterparty, and penalties can apply. Deposits with other non-local authority bodies will be restricted to the overall credit rating criteria.	Little mitigating controls required for local authority deposits, as this is a quasi UK Government investment. Non- local authority deposits will follow the approved credit rating criteria.	As shown in Appendix 5.2.
c. CNAV, LVNAV and VNAV Money Market Funds (MMFs) (Low to very low risk)	Pooled cash investment vehicle which provides very low counterparty, liquidity and market risk. These will primarily be used as liquidity instruments.	Funds will only be used where the MMF has a “AAA” rated status from either Fitch, Moody’s or Standard & Poors.	As shown in Appendix 5.2.
d. Ultra Short Dated Bond Funds (low risk)	Pooled cash investment vehicle which provides very low counterparty, liquidity and market risk. These will primarily be used as liquidity instruments.	Funds will only be used where the Ultra Short Dated Bond Fund has a “AAA” rated status from either Fitch, Moody’s or Standard and Poor’s.	As shown in Appendix 5.2.

Type of Investment	Treasury Risks	Mitigating Controls	Council Limits
<p>e. Call account deposit accounts with financial institutions (banks and building societies) (Low risk depending on credit rating)</p>	<p>These tend to be low risk investments, but will exhibit higher risks than categories (a), (b) and (c) above. Whilst there is no risk to value with these types of investments, liquidity is high and investments can be returned at short notice.</p>	<p>The counterparty selection criteria approved above restricts lending only to high quality counterparties, measured primarily by credit ratings from Fitch, Moody's and Standard and Poor's, with the credit scoring methodology by MUFG Corporate Markets overlaid.</p> <p>On day to day investment dealing with this criteria will be further strengthened by the use of additional market intelligence.</p>	<p>As shown in Appendix 5.2.</p>
<p>f. Term deposits with financial institutions (banks and building societies) (Low to medium risk depending on period & credit rating)</p>	<p>These tend to be low risk investments, but will exhibit higher risks than categories (a), (b), (c) and (d) above. Whilst there is no risk to value with these types of investments, liquidity is low and term deposits can only be broken with the agreement of the counterparty, and penalties may apply.</p>	<p>The counterparty selection criteria approved above restricts lending only to high quality counterparties, measured primarily by credit ratings from Fitch, Moody's and Standard and Poor's, with the credit scoring methodology by MUFG Corporate Markets overlaid.</p> <p>On day to day investment dealing, this criteria will be further strengthened by the use of additional market intelligence.</p>	<p>As shown in Appendix 5.2.</p>

Type of Investment	Treasury Risks	Mitigating Controls	Council Limits
g. Government Gilts and Treasury Bills (Very low risk)	These are marketable securities issued by the UK Government and as such counterparty and liquidity risk is very low, although there is potential risk to value arising from an adverse movement in interest rates (no loss if these are held to maturity).	Little counterparty mitigating controls are required, as this is a UK Government investment. The potential for capital loss will be reduced by limiting the maximum monetary and time exposures	As shown in Appendix 5.2.
h. Certificates of deposits with financial institutions (Low risk)	These are short dated marketable securities issued by financial institutions and as such counterparty risk is low, but will exhibit higher risks than categories (a), (b) and (c) above. There is risk to value of capital loss arising from selling ahead of maturity if combined with an adverse movement in interest rates (no loss if these are held to maturity). Liquidity risk will normally be low.	The counterparty selection criteria approved above restricts lending only to high quality counterparties, measured primarily by credit ratings from Fitch, Moody's and Standard and Poor's. The selection defaults to the lowest available colour band / credit rating to provide additional risk control measures. Day to day investment dealing with this criteria will be further strengthened by the use of additional market intelligence.	As shown in Appendix 5.2.
i. Structured deposit facilities with banks and building societies (escalating rates, de-escalating rates etc.) (Low to medium risk depending on period & credit rating)	These tend to be medium to low risk investments, but will exhibit higher risks than categories (a), (b), (c) and (d) above. Whilst there is no risk to value with these types of investments, liquidity is very low and investments can only be broken with the agreement of the counterparty (penalties may apply).	The counterparty selection criteria approved above restricts lending only to high quality counterparties, measured primarily by credit ratings from Fitch, Moody's and Standard and Poor's, with the credit scoring methodology by MUFG Corporate Markets overlaid. On day to day investment dealing, this criteria will be further strengthened by the use of additional market intelligence.	As shown in Appendix 5.2.

Type of Investment	Treasury Risks	Mitigating Controls	Council Limits
<p>j. Corporate bonds (Medium to high risk depending on period & credit rating)</p>	<p>These are marketable securities issued by financial and corporate institutions. Counterparty risk will vary and there is risk to value of capital loss arising from selling ahead of maturity if combined with an adverse movement in interest rates. Liquidity risk will be low.</p>	<p>The counterparty selection criteria approved above restricts lending only to high quality counterparties, measured primarily by credit ratings from Fitch, Moody's and Standard and Poor's. The selection defaults to the lowest available colour band / credit rating to provide additional risk control measures. Corporate bonds will be restricted to those meeting the base criteria.</p> <p>Day to day investment dealing with this criteria will be further strengthened by the use of additional market intelligence.</p>	<p>As shown in Appendix 5.2.</p>

Type of Investment	Treasury Risks	Mitigating Controls	Council Limits
Other types of investments			
k. Loans to third parties	<p>Using the example of a loan to a RSL, these would be medium risk investments, exhibiting higher risks than categories (a)-(f) above.</p> <p>They are also highly illiquid and are only repaid at the end of a defined period of time (up to 20 years) or on the sale of a property, whichever is the earlier.</p>	The risk associated with such an investment would be mitigated through the application of a premium on the loan rate. The Council will also request that a standard security is taken over the property which would allow the Council to require the sale of the homes to another landlord, providing greater risk mitigation.	£25m
l. Non-local authority shareholdings	These are non-service investments which may exhibit market risk, be only considered for longer term investments and will be likely to be liquid.	Any non-service equity investment will require separate Member approval and each application will be supported by the service rational behind the investment and the likelihood of loss.	Per Existing
m. Local Authority Mortgage Scheme (LAMS)	These are service investments at market rates of interest plus a premium.		As shown in Appendix 5.2.
n. Subordinated Debt Subscription to Newbattle Centre SPV	These are investments that are exposed to the success or failure of individual projects and are highly illiquid.	The Council and Scottish Government (via the SFT) are participants in and party to the governance and controls within the project structure. As such they are well placed to influence and ensure the successful completion of the project's term.	As shown in Appendix 5.2.
o. ESCO	These are investments that are exposed to the success or failure of individual projects and are highly illiquid.	The Council is in a joint venture partnership and therefore party to the governance and controls within the project structure. As such the Council is	As shown in Appendix 5.2.

		well placed to influence and ensure the successful completion of the project's term	
--	--	---	--

The Monitoring of Deposit Counterparties - The status of counterparties will be monitored regularly. The Council receives credit rating and market information from MUFG Corporate Markets, including when ratings change, and counterparties are checked promptly. On occasion ratings may be downgraded when an investment has already been made. The criteria used are such that a minor downgrading should not affect the full receipt of the principal and interest. Any counterparty failing to meet the criteria will be removed from the list immediately by the Chief Financial Officer & Section 95 Officer, and if required new counterparties which meet the criteria will be added to the list.

5.4 APPENDIX: Approved countries for investments

Based on the lowest available rating as at 30.01.2025

AAA

- Australia
- Denmark
- Germany
- Netherlands
- Norway
- Singapore
- Sweden
- Switzerland

AA+

- Canada
- Finland
- U.S.A.

AA

- Abu Dhabi (UAE)

AA-

- Belgium
- France
- **U.K.**

5.5 APPENDIX: Treasury management scheme of delegation

(i) Full Council

- receiving and reviewing reports on treasury management policies, practices and activities;
- approval of annual strategy.
- approval of/amendments to the organisation's adopted clauses, treasury management policy statement and treasury management practices;
- budget consideration and approval;
- approval of the division of responsibilities;
- receiving and reviewing regular monitoring reports and acting on recommendations;
- approving the selection of external service providers and agreeing terms of appointment.

(iii) Audit Committee

- reviewing treasury management reports, the treasury management policy and procedures, and making recommendations to the responsible body.

5.6 APPENDIX: The treasury management role of the section 95 officer

The S95 (responsible) officer

- recommending clauses, treasury management policy/practices for approval, reviewing the same regularly, and monitoring compliance;
- submitting regular treasury management policy reports;
- submitting budgets and budget variations;
- receiving and reviewing management information reports;
- reviewing the performance of the treasury management function;
- ensuring the adequacy of treasury management resources and skills, and the effective division of responsibilities within the treasury management function;
- ensuring the adequacy of internal audit, and liaising with external audit;
- recommending the appointment of external service providers;
- preparation of a capital strategy to include capital expenditure, capital financing, non-financial investments and treasury management, with a long term timeframe;
- ensuring that the capital strategy is prudent, sustainable, affordable and prudent in the long term and provides value for money;
- ensuring that due diligence has been carried out on all treasury and non-financial investments and is in accordance with the risk appetite of the authority;
- ensure that the authority has appropriate legal powers to undertake expenditure on non-financial assets and their financing;
- ensuring the proportionality of all investments so that the authority does not undertake a level of investing which exposes the authority to an excessive level of risk compared to its financial resources;
- ensuring that an adequate governance process is in place for the approval, monitoring and ongoing risk management of all non-financial investments and long term liabilities;
- provision to members of a schedule of all non-treasury investments including material investments in subsidiaries, joint ventures, loans and financial guarantees ensuring that members are adequately informed and understand the risk exposures taken on by an authority;
- ensuring that the authority has adequate expertise, either in house or externally provided, to carry out the above;
- creation of Treasury Management Practices which specifically deal with how non-treasury investments will be carried out and managed, to include the following:-
 - Risk management (TMP1 and schedules), including investment and risk management criteria for any material non-treasury investment portfolios;
 - Performance measurement and management (TMP2 and schedules), including methodology and criteria for assessing the performance and success of non-treasury investments;
 - Decision making, governance and organisation (TMP5 and schedules), including a statement of the governance requirements for decision making in relation to non-treasury investments; and arrangements to ensure that appropriate professional due diligence is carried out to support decision making;
 - Reporting and management information (TMP6 and schedules), including where and how often monitoring reports are taken;

- Training and qualifications (TMP10 and schedules), including how the relevant knowledge and skills in relation to non-treasury investments will be arranged.