



LOCAL PLAN PERFORMANCE REPORT FOR MIDLOTHIAN



SCOTTISH
FIRE AND RESCUE SERVICE
Working together for a safer Scotland

Quarter 4 Report, 1st January – 31st March, 2017

**Working together
for a safer Scotland**

Midlothian 

DISCLAIMER

The figures included in this report are provisional and subject to change as a result of quality assurance and review. The statistics quoted are internal management information published in the interests of transparency and openness.

The Scottish government publishes Official Statistics each year which allow for comparisons to be made over longer periods of time.

Please ensure any external partners in receipt of these reports are aware of this.

CONTENTS	PAGE
1 Introduction	3
2 Performance Summary	4
3 Progress on local fire & rescue plan priorities	
<i>Local Risk Management and Preparedness</i>	5
<i>All accidental dwelling fires</i>	6
<i>All fire casualties (fatal & non-fatal (incl. p/c's))</i>	7
<i>All deliberate fires excl. dwellings</i>	8
<i>Special Service - RTCs</i>	9
<i>Special Service Casualties - All</i>	10
<i>False Alarm - UFAs</i>	11
4 Appendices	
5 Glossary	

Introduction

This performance report provides information on our prevention, protection and operational response activities within the Midlothian for Quarter 4 of 2016-17 (1st January – 31st March 2017) including information on the year to date.

The Scottish Government provides an overarching vision for public services. This vision supported by 16 National Outcomes, which demonstrate commitment to creating a more successful country, with opportunities for all of Scotland to flourish, through increasing sustainable growth. The Scottish Fire and Rescue Service (SFRS) can make a significant contribution to improving these outcomes for Midlothian by contributing to the Community Planning arrangements across the area.

The national priorities for the SFRS are set out in the Fire and Rescue Framework for Scotland. The SFRS Strategic Plan 2016-2019 outlines how the SFRS will deliver against these priorities and the outcomes against which this delivery can be measured.

The priorities contained within the Local Fire and Rescue Plan for Midlothian 2014-2017 contributes towards the priorities within the Single Midlothian Plan.

The aims of the local Fire & Rescue Service in Midlothian are to reduce fire deaths and to reduce injuries from fire and other emergencies in the community. We aim to achieve this by working in partnership, being pro-active and targeting our prevention and protection activities to where they are required, based on evidence.

The Local Fire and Rescue Plan for Midlothian 2014-2017 identifies the following five objectives as the main focus for service delivery locally:

- Priority 1. Reduction of Accidental Dwelling Fires,
- Priority 2. Reduction in Fire Casualties and Fatalities,
- Priority 3. Reduction of Deliberate Fire Setting,
- Priority 4. Reduction in Road Traffic Collisions,
- Priority 5. Reduction of Unwanted Fire Alarm Signals.

Area Manager David Farries

Local Senior Officer for Midlothian, East Lothian and the Scottish Borders.

david.farries@firescotland.gov.uk

Performance Summary

We measure how well we are meeting our priorities using 6 key indicators, depicted below

	Apr to (& incl.) Mar					RAG rating
Key performance indicator	2012/13	2013/14	2014/15	2015/16	2016/17	YTD
All accidental dwelling fires	88	62	56	60	75	◆
All fire casualties (fatal & non-fatal (incl. p/c's))	20	35	20	10	13	◆
All deliberate fires excl. dwellings	181	308	260	276	394	◆
Special Service - RTCs	41	36	46	47	39	●
Special Service Casualties - All	40	62	49	61	46	●
False Alarm - UFAs	271	270	251	306	379	◆

RAG rating - KEY

◆	RED DIAMOND	10% higher than the previous YTD period, or local target not achieved.
▲	YELLOW TRIANGLE	Up to 9% higher than the previous YTD period, or local target not achieved.
●	GREEN CIRCLE	Equal to or improved upon the previous equivalent quarter (or YTD period), or local target achieved.

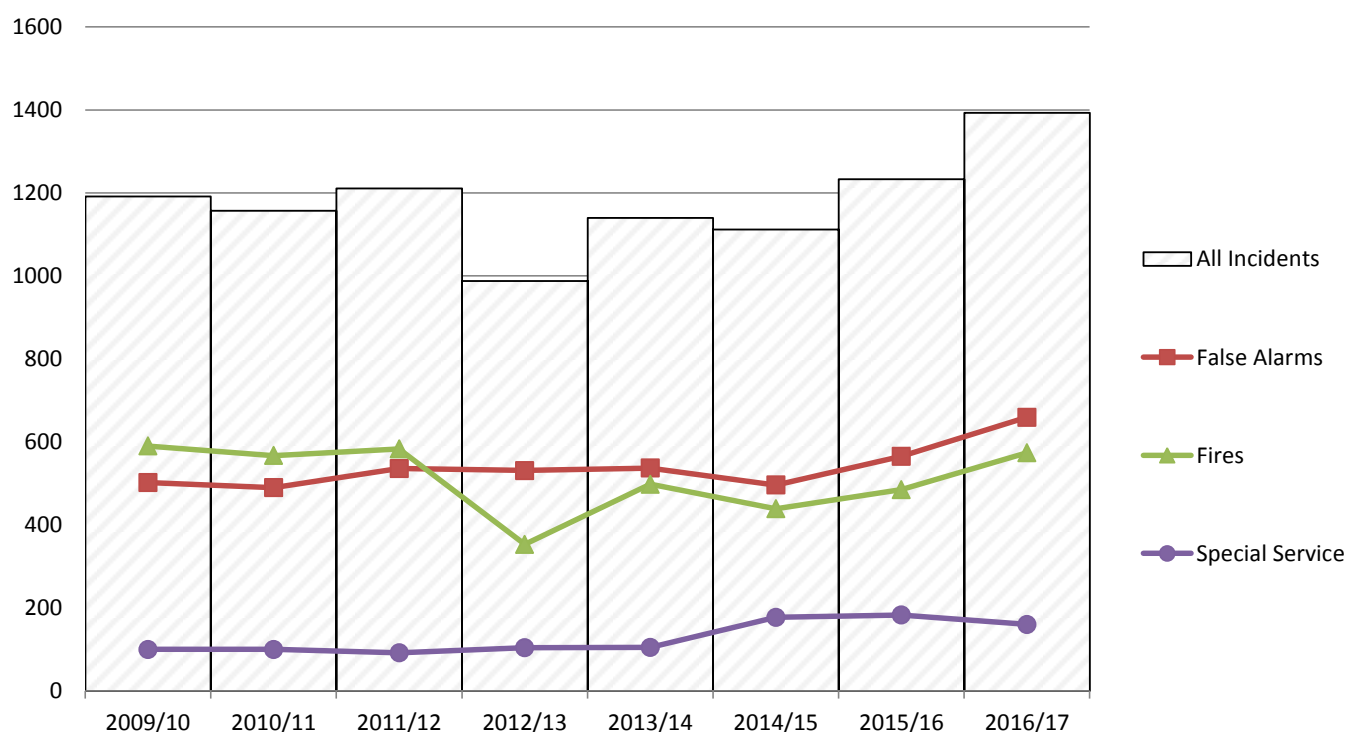
Note

Quarterly comparison RAG Rating = the reporting period compared to the average of the three previous quarterly reporting periods.
Year to Date RAG Rating = the cumulative total of all quarterly performance in current year compared to cumulative total of all quarterly performance in previous year.

Incident Overview

Year to date (1st April 2016 – 31st March 2017), the SFRS, in East Lothian, responded to 1393 incidents in Midlothian, which is an increase of 170 incidents compared with the last reporting year (2015/16).

The chart below illustrates incidents YTD attended within Midlothian council over the last 8 fiscal years



Progress on local fire & rescue plan priorities
Local Risk Management and Preparedness
<p>The Service must identify, prioritise and plan to meet the risks in each local community.</p> <p>We said we would:</p> <ul style="list-style-type: none"> • train our staff to deal with our local risks • gather and analyse risk information • work with partners to mitigate risks • deal with major events
<u>Train our staff to deal with our local risks</u>
<p>All of our operational staff undertake routine and risk specific skill acquisition and maintenance training.</p>
<u>Gather and analyse risk information</u>
<p>All of our operational staff gather and analyse local risk information and operational intelligence, used in our preparations to resolve incidents.</p> <p>We conduct Post Incident Debriefs to identify any lessons that can be learned from our preparedness and response to emergency events.</p> <p>We use Urgent Operational Intelligence Briefings to inform our operational staff of any safety critical information.</p>
<u>Work with partners to mitigate risks</u>
<p>We continue to be an active member of the East Local Resilience Partnership.</p> <p>We share information with local authority partners and other key stakeholders (e.g. Police Scotland) to ensure emergency event risks are mitigated.</p>
<u>Deal with major events</u>
<p>There were no major fire events or significant emergency events in this reporting period.</p>

Reduction of 'All accidental dwelling fires'

Accidental dwelling fires can have devastating effects on our community. The SFRS is committed to keeping people safe in their homes. We share information with partners to make sure that the right people get the right information they need, particularly those who are vulnerable due to age, isolation or addiction. Reduction of Accidental Dwelling Fires contributes to The Single Midlothian Plan.

Results

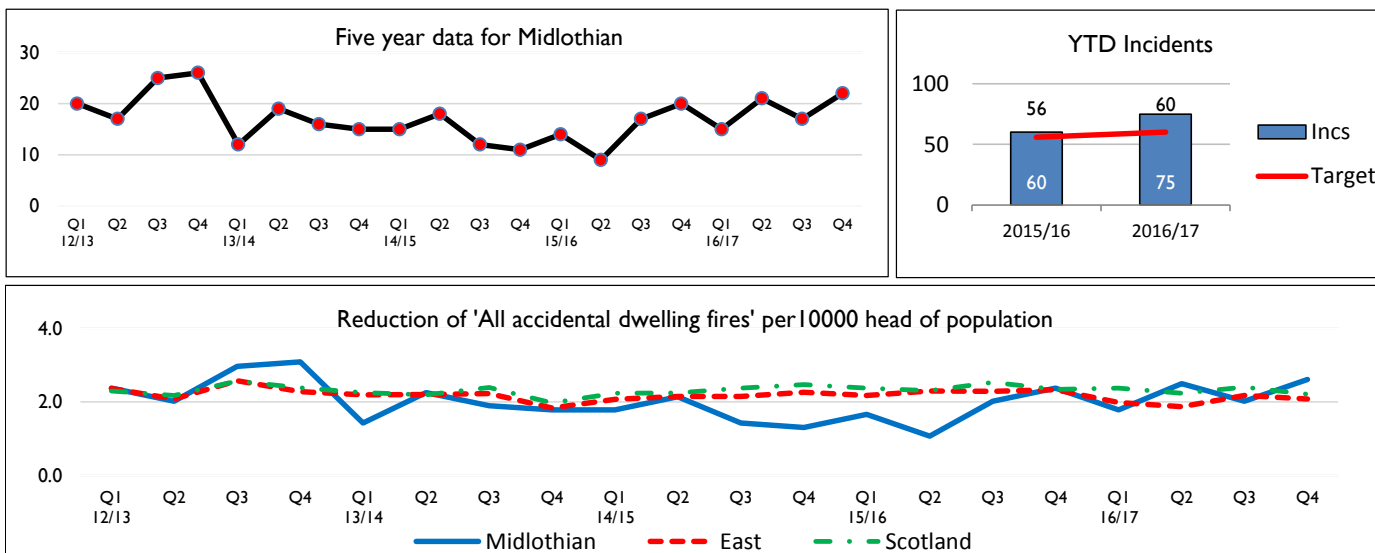
We aim to reduce Accidental Dwelling Fires in Midlothian by contributing towards the SFRS target of 10% reduction per year, over a three-year rolling period. During this quarter, we responded to 22 Accidental Dwelling Fires, which is a increase of 2 incidents from the same period last year. We attended 15 more accidental dwelling fires in 2016/17 than the previous year. The long-term trend based upon incidents/10,000 population shows Midlothian slightly above the Scottish and East Service Delivery Area trend line.

Reasons

Of the 22 accidental dwelling fires attended, nearly 50% occurred in single occupancy households, with 32% being in the over 65 category. The main causes were accidental and were mainly attributable to cooking (50%), chimney fires (18%) and smokers' materials (18%). 19 fires (86%) were confined to the item ignited first and therefore, minor in nature. 2 fires were confined to the floor where the fire started and a further 1 involved the whole property. It is clear from this evidence to continue to target those mostly at risk in single occupancy households and to ensure those properties have working smoke detection.

Actions

During this reporting period, 257 Home Fire Safety Visits were carried out within Midlothian with free smoke alarms fitted in 95 of these households. A number of initiatives and events aimed at reducing accidental dwelling fires were conducted. Front line crews continue to work within the previously introduced 'Post Domestic Incident Response' Policy, which provides a framework to ensure that engagement activity is completed in a structured and appropriate manner following incidents. Appendix 1 provides further details on our prevention activities in relation to this priority.



YTD ward ave. for Midlothian - 13	2012/13	2013/14	2014/15	2015/16	2016/17	Sparklines
Midlothian	88	62	56	60	75	
Penicuik	21	13	6	12	13	
Bonnyrigg	11	4	5	9	9	
Dalkeith	13	18	17	16	24	
Midlothian West	14	5	7	8	15	
Midlothian East	15	12	12	7	5	
Midlothian South	14	10	9	8	9	

Reduction of 'All fire casualties (fatal & non-fatal (incl. p/c's))'

Fire casualty and fatality rates provide an indication of the amount of serious, life-threatening injuries that occur due to fire. This can indicate not only the success of SFRS in reducing the number of life risk fires through community fire safety and similar activities, but also their success in response activity in saving lives.

Results

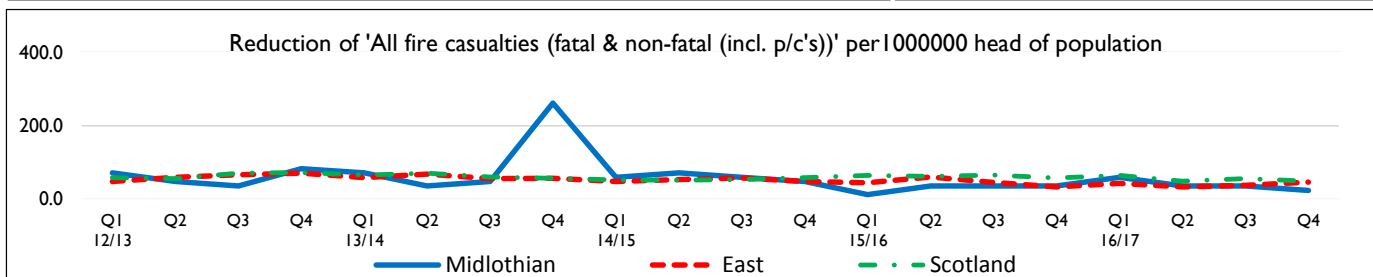
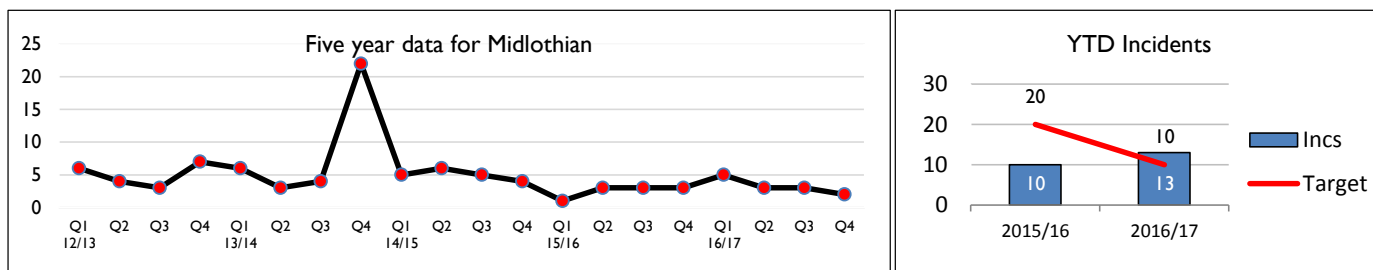
There was 1 fire fatality in this reporting period. We aim to reduce fire casualties in Midlothian each per year, which contributes towards the SFRS target of reducing Fire Casualties by 5% per year, over a three-year rolling period. In this reporting period, SFRS dealt with 2 casualties due to fire within a dwelling. This was a decrease of 1 from the same reporting period last year. Furthermore, in comparison to 2015/16, there were 3 more fire casualties in this reporting year. The long-term trend based upon casualties/10,000 population shows that we are in line with the Scottish and East Service Delivery area average.

Reasons

Historically Midlothian has had low numbers of casualties from fires and it is pleasing to note that this trend remains low. Both casualties involved went to hospital for a precautionary check-up. The main contributory factors were smoking and careless handling of fireworks.

Actions

During this reporting period, 257 Home Fire Safety Visits were carried out and 95 households were fitted with free smoke detectors. In addition, we continue to work with our partners, particularly Midlothian Council, Social work and NHS to target those most vulnerable and at risk from fire.



YTD ward ave. for Midlothian - 2	2012/13	2013/14	2014/15	2015/16	2016/17	Sparklines
Midlothian	20	35	20	10	13	
Penicuik	6	4	2	2	5	
Bonnyrigg	3	9	2	2	1	
Dalkeith	4	9	5	1	1	
Midlothian West	1	0	2	3	3	
Midlothian East	3	8	6	1	3	
Midlothian South	3	5	3	1	0	

Reduction of 'All deliberate fires excl. dwellings'

Historically deliberate fire setting has not been a significant problem for the SFRS in Midlothian, however recent statistics show a distinct increase in this activity and there is a close link between deliberate secondary fires and other forms of anti-social behaviour. In the main, deliberate fires are secondary fires categorised into refuse/bins, grassland or derelict buildings incidents. Reduction of Deliberate Fire Setting contributes to the Single Midlothian Plan.

Results

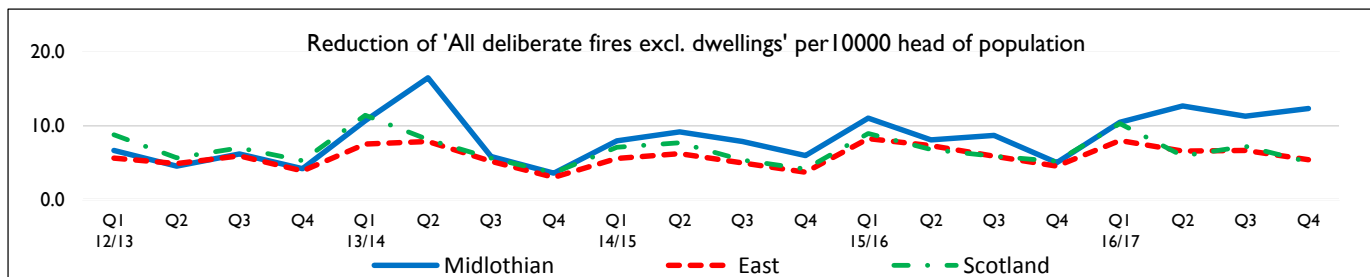
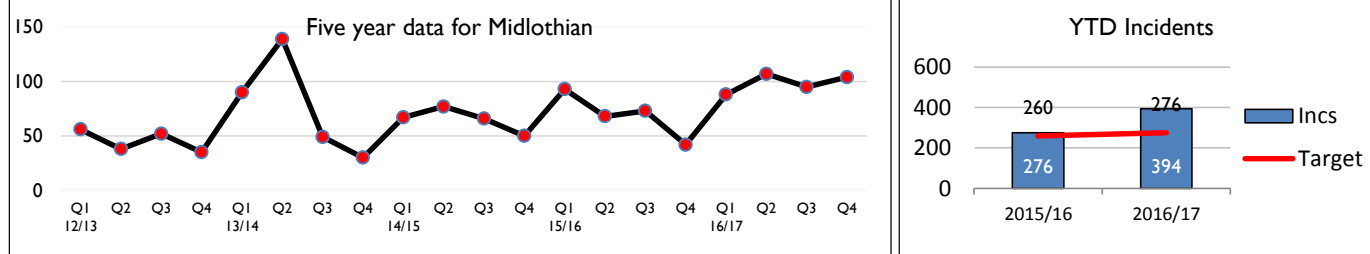
There were 104 deliberate fires within the reporting period, which is an increase of 62 when compared to the same period last year. At 394 incidents, this is the highest reported figure in Midlothian in the last 5 years and shows us significantly above the Scottish and East Service Delivery area average. The Wards most likely to suffer from this type of fire are Dalkeith, Midlothian East, West and South.

Reasons

Nearly 84% of all deliberate fires attended were 'deliberate secondary fires' with 50% in waste or scrubland, 46% involved refuse/bins including wheelie bins.

Actions

SFRS continues to work with partner agencies attending the weekly TACG meetings and provision of monthly tactical assessments by the Midlothian Partnership Analyst. Emerging patterns continue to be monitored and prevention activities were planned for those locations. Various on-going preventative activities have been undertaken throughout the year targeting the issue of deliberate fire-raising. This includes various youth engagement events (Cooldown Crew and Challenge Projects), Stair Aware activity, visits to schools and other partnership work.



YTD ward ave. for Midlothian - 66	2012/13	2013/14	2014/15	2015/16	2016/17	Sparklines
Midlothian	181	308	260	276	394	
Penicuik	16	18	17	22	26	
Bonnyrigg	12	26	20	26	23	
Dalkeith	61	59	63	64	77	
Midlothian West	24	42	40	48	85	
Midlothian East	40	102	77	59	92	
Midlothian South	28	61	43	57	91	

Reduction of 'Special Service - RTCs'

While much of this risk is out with the control of SFRS, responding to Non-Fire Emergencies such as Road Traffic Collisions is a key part of our intervention activities. The SFRS is committed to working with partners and other stakeholders to drive continuous improvement in this area. Reduction of Casualties from Non-Fire Emergencies contributes to the Single Midlothian Plan, number of people killed or seriously injured in road accidents.

Results

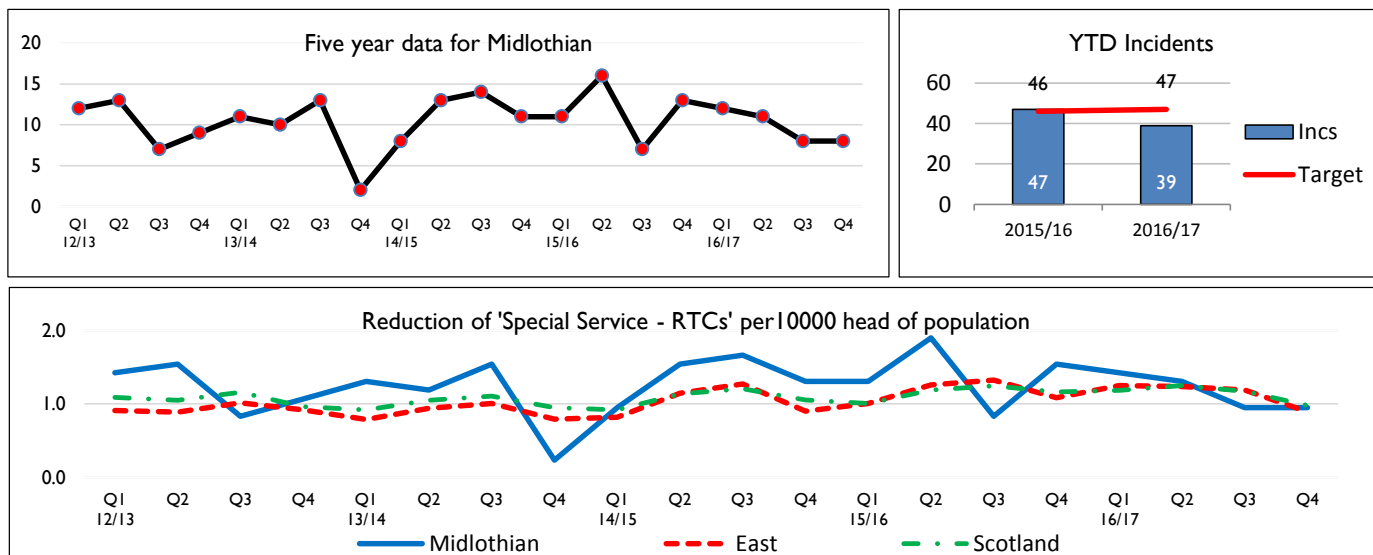
We attended 8 Road Traffic Collisions during this period; this is a decrease of 5 on the same period last year. Per 10,000 head of population, Midlothian is in line with the Scottish and East Service Delivery area trend. Midlothian shows a slight decrease in incidents of this type in the last 5 years.

Reasons

The SFRS only attend those RTC's they are requested to attend this number does not reflect the total number within Midlothian.

Actions

The SFRS is a member of a multi-agency approach to reducing Road Traffic Collision's and the associated casualties and fatalities. The continued delivery of Tomorrow's Driver programme targeting young people is an excellent partnership approach to reducing road traffic collisions.



YTD ward ave. for Midlothian - 7	2012/13	2013/14	2014/15	2015/16	2016/17	Sparklines
Midlothian	41	36	46	47	39	
Penicuik	9	6	8	12	9	
Bonnyrigg	3	2	1	2	4	
Dalkeith	9	2	6	6	7	
Midlothian West	10	12	15	10	8	
Midlothian East	8	8	7	12	6	
Midlothian South	2	6	9	5	5	

Reduction of 'Special Service Casualties - All'

While much of this risk is out with the control of SFRS, responding to Non-Fire Emergencies is a key part of our intervention activities. The SFRS is committed to working with partners and other stakeholders to drive continuous improvement in this area. Reduction of Casualties from Non-Fire Emergencies contributes to the Single Midlothian Plan.

Results

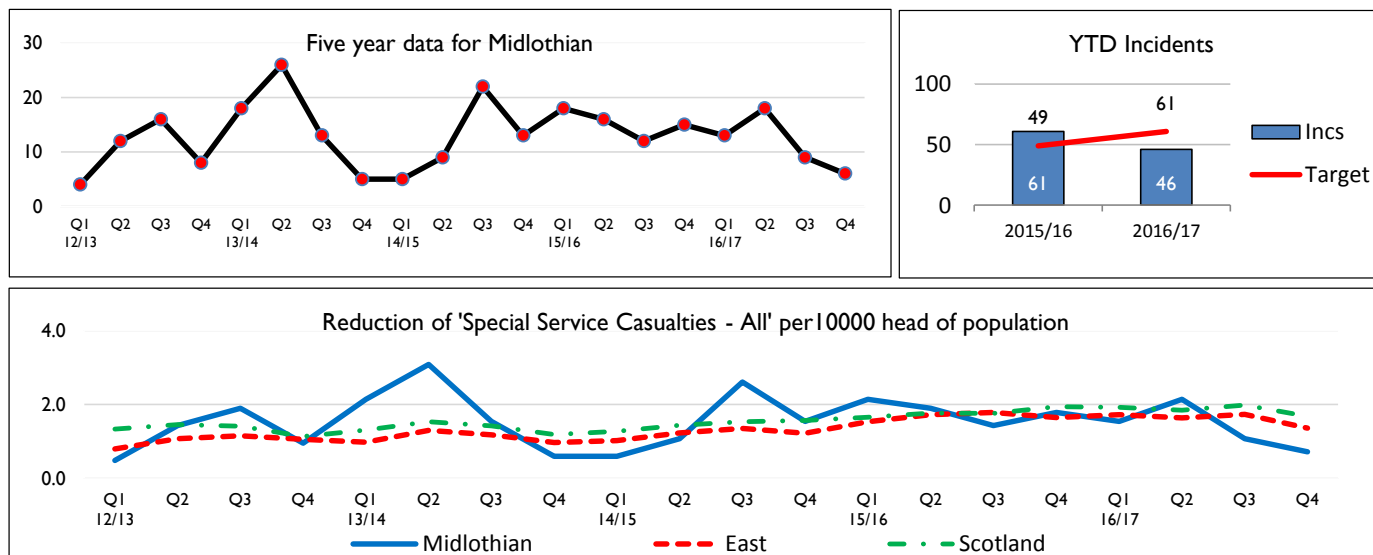
We attended a total of 6 fatal and non-fatal casualties. This is a decrease of 9 casualties in comparison to the same period last year. Overall figures for special service casualties indicate a reduction of 15 compared with the previous year. Per 10,000 head of population, Midlothian is below the Scottish and East Service Delivery area trend.

Reasons

Road Traffic Collisions accounted for 5 casualties (non-fatal) and 1 fatal casualty was in response to a medical emergency.

Actions

The SFRS in Midlothian work in partnership with the Midlothian Rapid Response Team to care for people who fall in the home. We will also continue to respond to the communities needs in terms of other non-fire emergencies with the overall objective of reducing casualty and fatality rates within Midlothian.



YTD ward ave. for Midlothian - 8	2012/13	2013/14	2014/15	2015/16	2016/17	Sparklines
Midlothian	40	62	49	61	46	
Penicuik	8	7	6	17	10	
Bonnyrigg	4	1	4	3	3	
Dalkeith	4	6	3	7	12	
Midlothian West	5	17	20	15	5	
Midlothian East	13	13	8	12	7	
Midlothian South	6	18	8	7	9	

Reduction of 'False Alarm - UFAs'

Unwanted Fire Alarm Signals (UFAS) are defined as incidents where an automated fire alarm system activates and results in the mobilisation of SFRS resources, when the reason for that alarm turns out to be connected with faulty or defective alarm equipment. The SFRS is committed to working with partners and other stakeholders to reduce Unwanted Fire Alarm Signals.

Results

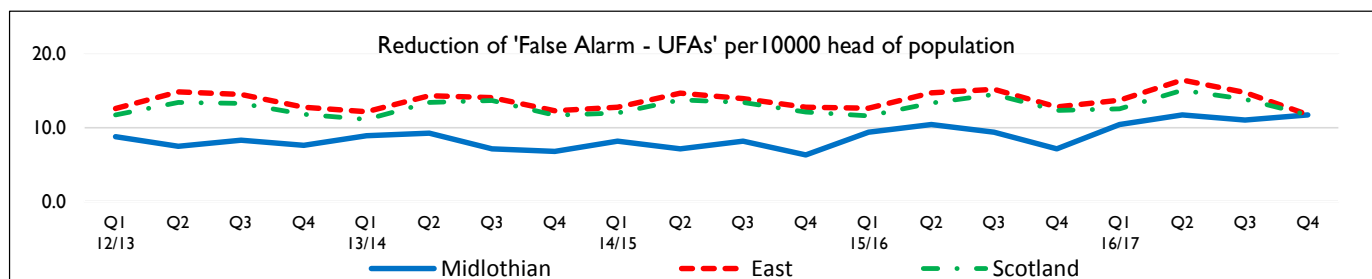
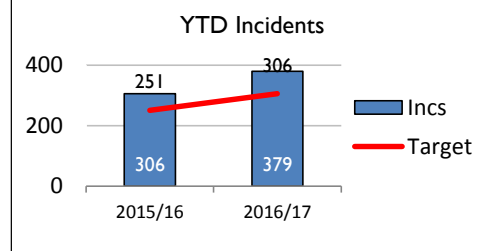
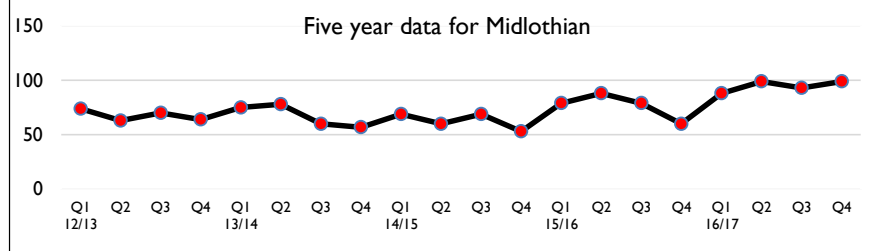
SFRS attended 99 Unwanted Fire Alarm Signals incidents during this reporting period, which is an increase of 39 from the same period last year. This is the highest number of incidents in the last 5 reporting years. Midlothian trend line is in line with that of Scotland and the East delivery area.

Reasons

68% of UFAS attendances were caused by equipment failure within the fire alarm system, 4% were malicious calls, 19% caused by people, cooking, testing, smoking, aerosols etc. and 9% were good intent calls.

Actions

We continue to monitor Unwanted Fire Alarm Signals calls and our Fire Safety Enforcement Officers work closely with premises to reduce further incidents. This includes discussing technological, procedural and management solutions in order to prevent future Unwanted Fire Alarm Signals incidents. In Midlothian, we are currently engaging with various premises giving advice to prevent further occurrences.



YTD ward ave. for Midlothian - 63	2012/13	2013/14	2014/15	2015/16	2016/17	Sparklines
Midlothian	271	270	251	306	379	
Penicuik	16	19	33	32	51	
Bonnyrigg	34	45	43	45	49	
Dalkeith	71	41	54	58	74	
Midlothian West	62	89	57	91	104	
Midlothian East	70	45	44	58	62	
Midlothian South	18	31	20	22	39	