



LOCAL PLAN PERFORMANCE REPORT FOR MIDLOTHIAN



SCOTTISH
FIRE AND RESCUE SERVICE
Working together for a safer Scotland

Quarter 2 Report, 1st July – 30th September, 2022

**Working together
for a safer Scotland**

Midlothian



DISCLAIMER

The figures included in this report are provisional and subject to change as a result of quality assurance and review. The statistics quoted are internal management information published in the interests of transparency and openness.

The Scottish government publishes Official Statistics each year which allow for comparisons to be made over longer periods of time.

Please ensure any external partners in receipt of these reports are aware of this.

CONTENTS	PAGE
1 Introduction	3
2 Performance Summary	4
3 Progress on local fire & rescue plan priorities	
<i>Local Risk Management and Preparedness</i>	5
<i>All accidental dwelling fires</i>	7
<i>All fire casualties (fatal & non-fatal (incl. p/c's))</i>	9
<i>All deliberate fires excl. dwellings</i>	11
<i>Special Service - RTCs</i>	13
<i>Special Service Casualties - All</i>	15
<i>False Alarm - UFAs</i>	17
4 Appendices	
5 Glossary	

Introduction

This performance report provides information on our prevention, protection and operational response activities within Midlothian for Quarter 2 of 2022-23 (1st July – 30th September 2022) including information on the year to date figures.

The Scottish Government provides an overarching vision for public services. This vision supported by 11 National Outcomes, which demonstrate commitment to creating a more successful country, with opportunities for all of Scotland to flourish, through increasing sustainable growth. The Scottish Fire and Rescue Service (SFRS) can make a significant contribution to improving these outcomes for Midlothian by contributing to the Community Planning arrangements across the area.

The national priorities for the SFRS are set out in the Fire and Rescue Framework for Scotland. The SFRS Strategic Plan 2019-2022 outlines how the SFRS will deliver against these priorities and the outcomes against which this delivery can be measured.

The priorities contained within the Local Fire and Rescue Plan for Midlothian 2021 contribute towards the priorities within the Single Midlothian Plan.

The aims of the local Fire & Rescue Service in Midlothian are to reduce fire deaths and to reduce injuries from fire and other emergencies in the community. We aim to achieve this by working in partnership, being pro-active and targeting our prevention and protection activities to where they are required, based on evidence.

The Local Fire and Rescue Plan for Midlothian 2021 identifies the following five objectives as the main focus for service delivery locally:

Local Priorities:

- As part of a Community Partnership approach, we will make people safer in their homes.
- We will promote Community Resilience whilst contributing to improved outcomes for people involved in non-fire emergencies.
- Together with our Community Partners, we will contribute to making roads in Midlothian safer.
- As part of a Community Partnership, we will challenge anti-social behaviour.
- In partnership, we will aim to reduce the occurrence and impact of Unwanted Fire Alarm Signals.

Area Commander Hilary Sangster

Local Senior Officer for Midlothian, East Lothian and the Scottish Borders.

hilary.sangster@firescotland.gov.uk

Performance Summary

We measure how well we are meeting our priorities using 6 key indicators, depicted below

Key performance indicator	Apr to (& incl.) Sep					RAG rating
	2018/19	2019/20	2020/21	2021/22	2022/23	YTD
All accidental dwelling fires	21	34	24	26	23	●
All fire casualties (fatal & non-fatal (incl. p/c's))	10	3	8	2	1	●
All deliberate fires excl. dwellings	154	166	127	120	227	◆
Special Service - RTCs	16	16	5	14	23	◆
Special Service Casualties - All	19	26	15	16	19	◆
False Alarm - UFAs	189	199	139	229	182	●

RAG rating - KEY

◆	RED DIAMOND	10% higher than the previous YTD period, or local target not achieved.
▲	YELLOW TRIANGLE	Up to 9% higher than the previous YTD period, or local target not achieved.
●	GREEN CIRCLE	Equal to or improved upon the previous equivalent quarter (or YTD period), or local target achieved.

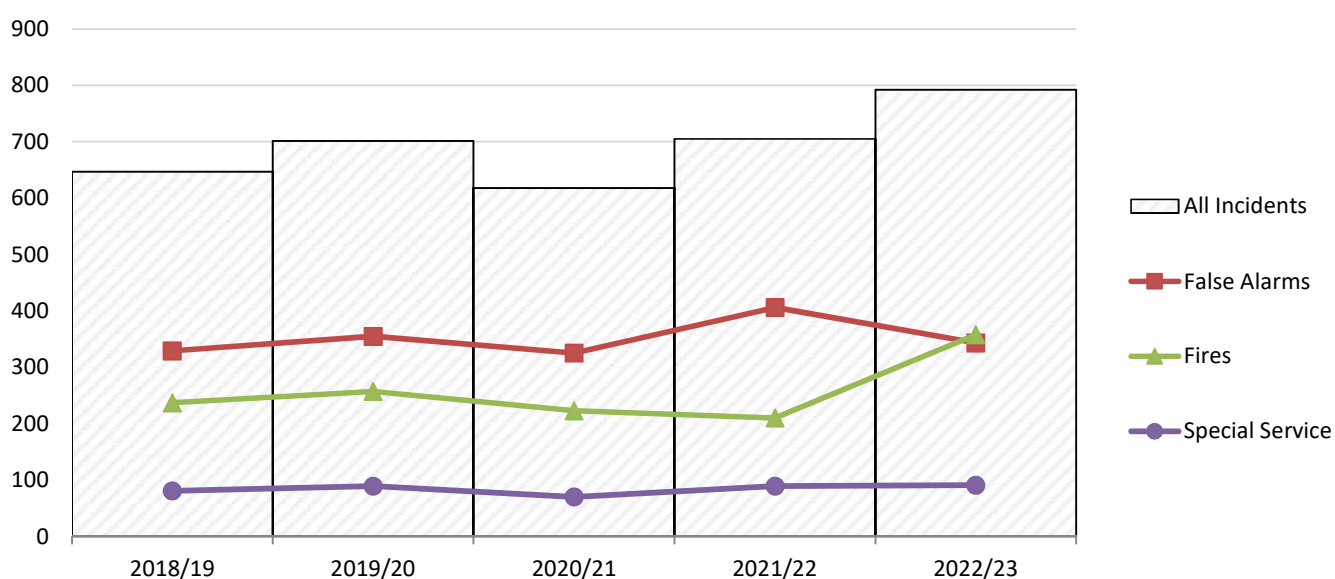
Note

Quarterly comparison RAG Rating = the reporting period compared to the average of the three previous quarterly reporting periods.
Year to Date RAG Rating = the cumulative total of all quarterly performance in current year compared to cumulative total of all quarterly performance in previous year.

Incident Overview

Year to date (1st July 2022 – 30th September 2022), the SFRS, responded to 792 incidents in Midlothian, which is an increase of 87 incidents compared with the same reporting period last year.

The chart below illustrates incidents YTD attended within Midlothian council over the last 5 fiscal years



Progress on local fire & rescue plan priorities

Local Risk Management and Preparedness

The Service must identify, prioritise and plan to meet the risks in each local community.

We said we would:

- train our staff to deal with our local risks
- gather and analyse risk information
- work with partners to mitigate risks
- deal with major events

Train our staff to deal with our local risks

Our Operational staff continue to undertake routine and risk specific skill acquisition and maintenance training. During 2022/23 all firefighters in the Scottish Borders will participate in the Training for Operational Competence programme. Core skills including pumps, ladders, breathing apparatus, RTC and incident command continue to be practiced and assessed on a quarterly basis. This combined with basic training for new recruits working towards red, amber and green assessments means our staff continually refresh skills and learn new techniques.

Gather and analyse risk information

All of our operational staff gather and analyse local risk information and operational intelligence, used in our preparations to resolve incidents.

We conduct Post Incident Debriefs to identify any lessons that can be learned from our preparedness and response to emergency events. We use Urgent Operational Intelligence Briefings to inform our operational staff of any safety critical information.

Work with partners to mitigate risks

We continue to be an active member of the East Local Resilience Partnership.

We share information with local authority partners and other key stakeholders (e.g. Police Scotland) to ensure emergency event risks are mitigated.

Deal with major events

There were no major fire events or significant emergency events in this reporting period.

Reduction of 'All accidental dwelling fires'

Accidental dwelling fires can have devastating effects on our community. The SFRS is committed to keeping people safe in their homes. We share information with partners to make sure that the right people get the right information they need, particularly those who are vulnerable due to age, isolation or addiction. Reduction of Accidental Dwelling Fires contributes to The Single Midlothian Plan.

Results

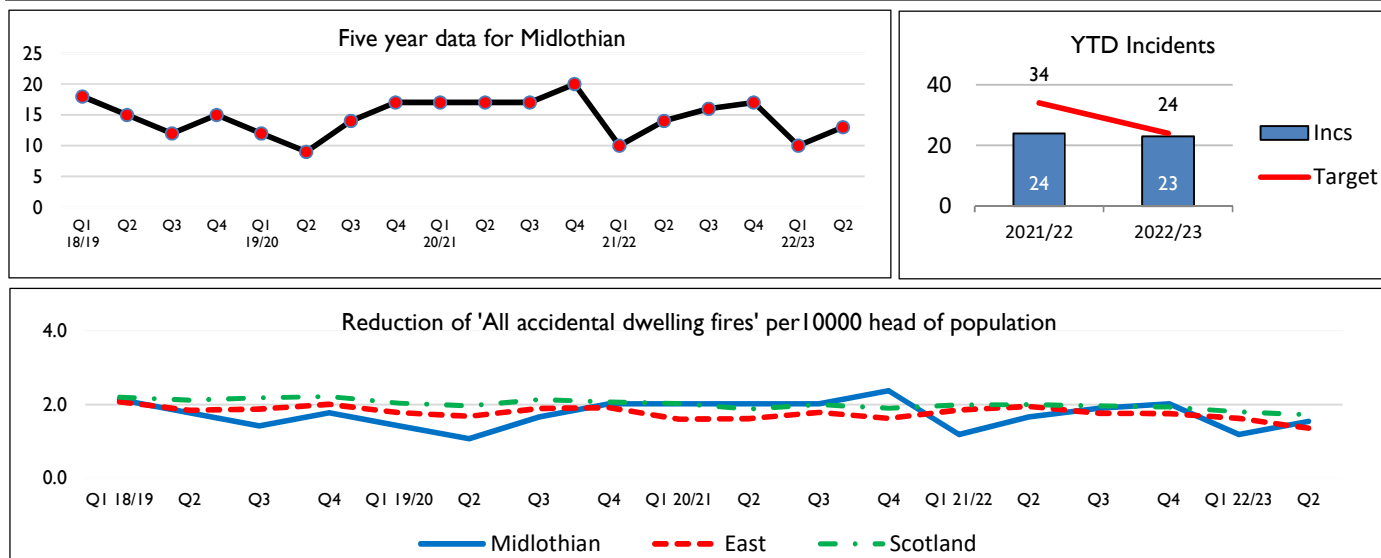
We aim to reduce Accidental Dwelling Fires in Midlothian by contributing towards the SFRS target of 10% reduction per year, over a three-year rolling period. During this quarter, we responded to 13 Accidental Dwelling Fires, which is a reduction by 1 incident compared with the same period last year. The long-term trend based upon incidents/10,000 population shows Midlothian performing in line with the Scottish and East Service Delivery Area trend lines.

Reasons

Of the 13 accidental dwelling fires attended, 11 occurred in single occupancy households. The main cause of fire is cooking (69%). 11 of the 13 fires had no fire damage, were limited to the first item ignited and/or confined to the room where the fire started and therefore, relatively minor in nature. It is clear from this evidence to continue to target those mostly at risk in single occupancy households and to ensure those properties have working smoke detection. Unfortunately, 6 from the 13 domestic properties did not have working smoke alarms fitted.

Actions

During this reporting period, 104 Home Fire Safety Visits were carried out within Midlothian. SFRS continue to work in partnership to educate and inform people about fire and safety, in the home. Appendix I 'Midlothian Prevention & Protection Activities' provides further details on our prevention activities.



YTD ward ave. for Midlothian - 4	2018/19	2019/20	2020/21	2021/22	2022/23	Sparklines
Midlothian	21	34	24	26	23	
Penicuik	0	2	7	6	8	
Bonnyrigg	2	4	1	3	0	
Dalkeith	5	6	9	7	6	
Midlothian West	7	9	5	5	5	
Midlothian East	4	8	0	1	1	
Midlothian South	3	5	2	4	3	

Reduction of 'All fire casualties (fatal & non-fatal (incl. p/c's))'

Fire casualty and fatality rates provide an indication of the amount of serious, life-threatening injuries that occur due to fire. This can indicate not only the success of SFRS in reducing the number of life risk fires through community fire safety and similar activities, but also their success in response activity in saving lives.

Results

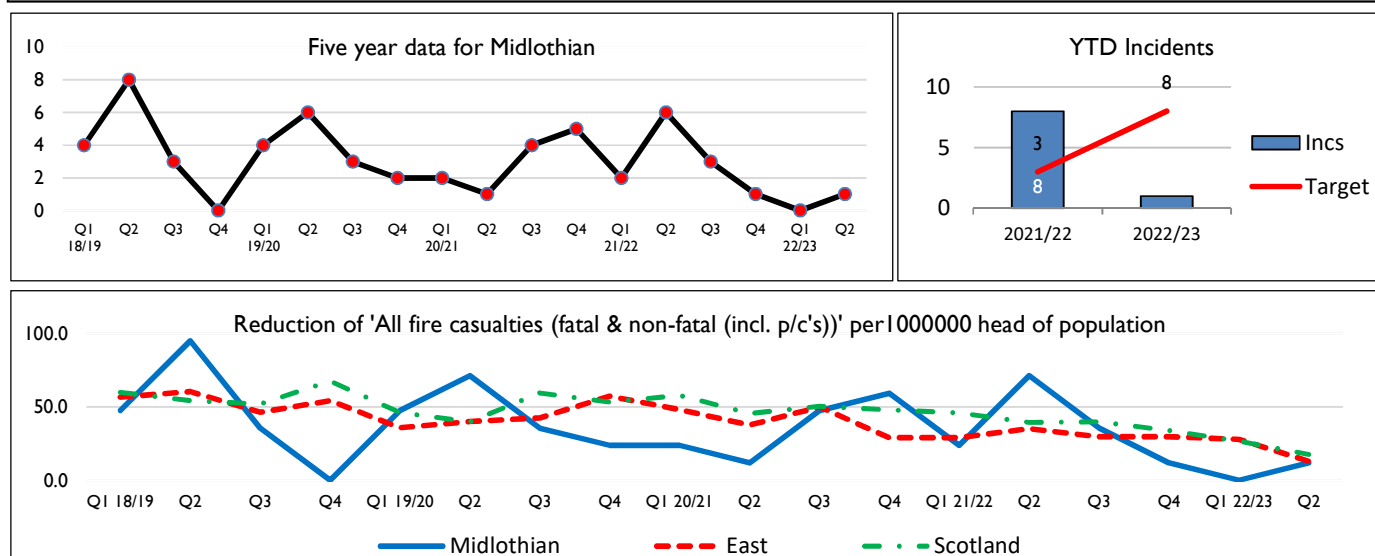
There were no reported fire fatalities, in the 3-month period. We aim to reduce Fire Casualties in Midlothian each per year, which contributes towards the SFRS target of reducing Fire Casualties by 5% per year, over a three-year rolling period. In this reporting period, SFRS dealt with 1 casualty due to a commercial building fire. The figures show a reduction of 5 when compared with the same reporting period last year. The long-term trend based upon casualties/10,000 population shows Midlothian is performing below the Scottish average and East SDA average.

Reasons

Historically Midlothian has low numbers of casualties from fires and it is positive to note that this trend remains low.

Actions

During this reporting period, 104 Home Fire Safety Visits were carried out. We continue to work with our partners in Midlothian Council and seek opportunities with social work and NHS to target those most vulnerable and at risk from fire. In response, we received 33 Home fire safety visit referrals. We have provided 6 referrals for support to partner agencies. Appendix I 'Midlothian Prevention & Protection Activities' provides further details on current activities.



YTD ward ave. for Midlothian - 0	2018/19	2019/20	2020/21	2021/22	2022/23	Sparklines
Midlothian	10	3	8	2	1	
Penicuik	2	0	2	2	0	
Bonnyrigg	1	1	0	0	0	
Dalkeith	2	1	4	0	1	
Midlothian West	1	0	1	0	0	
Midlothian East	4	1	0	0	0	
Midlothian South	0	0	1	0	0	

Reduction of 'All deliberate fires excl. dwellings'

Historically deliberate fire setting has not been a significant problem for the SFRS in Midlothian, however recent years have shown a distinct increase in this activity and there is a close link between deliberate secondary fires and other forms of anti-social behaviour. In the main, deliberate fires are secondary fires categorised into refuse/bins, grassland or derelict buildings incidents. Reduction of Deliberate Fire Setting contributes to the Single Midlothian Plan.

Results

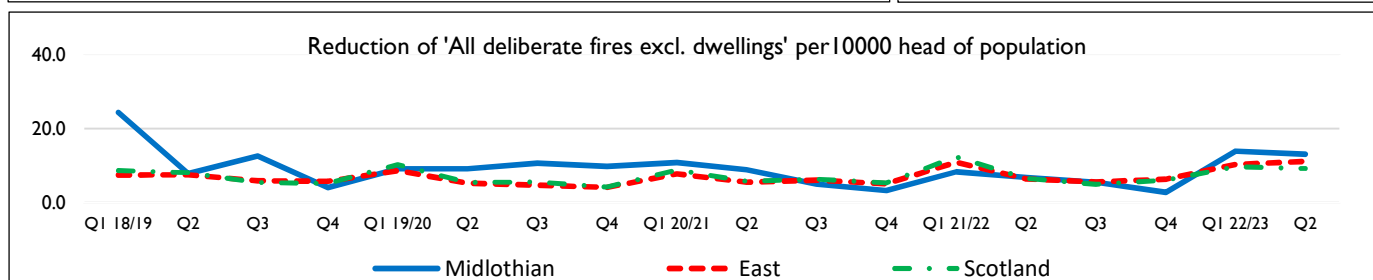
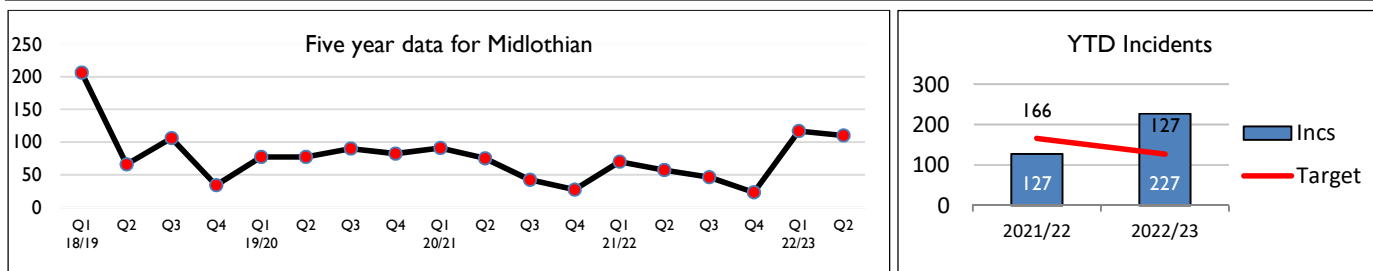
There were 110 deliberate fires within the reporting period, which is a increase of 53 when compared to the same period last year. The long-term trend based upon incidents/10,000 population shows Midlothian performing slightly above the Scottish and East Service Delivery Area trend line.

Reasons

Of the 110 deliberate fire incidents, 67 (61%) of incidents were 'deliberate secondary fires' mainly, waste or scrubland, wood or crop; 19 primary fire incidents involving trees; 19 involved refuse/bins including wheelie bins and recycling bins; 2 incidents involved vehicles. Unusually hot weather being experienced in the UK during this time may also account in part for the increase in incidents.

Actions

The SFRS continue to work with our Partners and any emerging themes are managed in Partnership with relevant intervention and prevention activities carried out. Various on-going preventative activities have been undertaken throughout the year targeting the issue of deliberate fire-raising. This includes various youth engagement events, thematic actions, information sharing/visits to schools and other partnership work.



YTD ward ave. for Midlothian - 38	2018/19	2019/20	2020/21	2021/22	2022/23	Sparklines
Midlothian	154	166	127	120	227	
Penicuik	8	8	12	3	19	
Bonnyrigg	14	23	22	16	25	
Dalkeith	38	35	25	21	45	
Midlothian West	20	22	19	11	22	
Midlothian East	38	57	31	42	69	
Midlothian South	36	21	18	27	47	

Reduction of 'Special Service - RTCs'

While much of this risk is out with the control of SFRS, responding to Non-Fire Emergencies such as Road Traffic Collisions is a key part of our intervention activities. The SFRS is committed to working with partners and other stakeholders to drive continuous improvement in this area. Reduction of Casualties from Non-Fire Emergencies contributes to the Single Midlothian Plan, number of people killed or seriously injured in road accidents.

Results

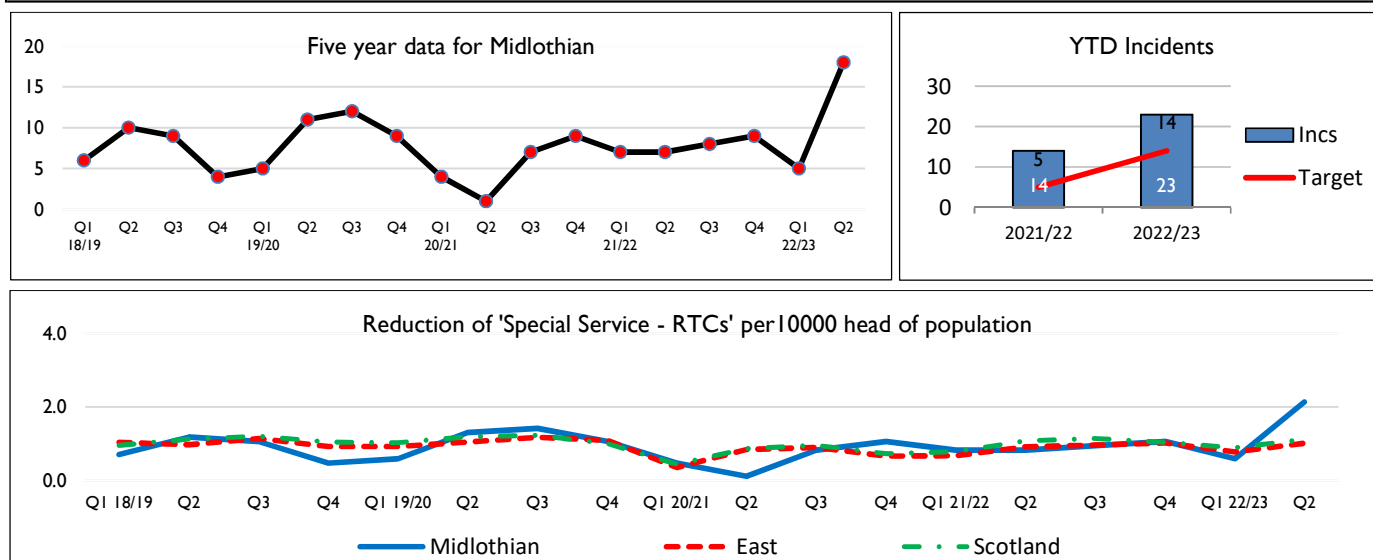
We attended 18 Road Traffic Collisions during this period, which is an increase of 13 when compared with the same reporting period last year. Per 10,000 head of population, Midlothian is above the Scottish and East Service Delivery area trend lines.

Reasons

The SFRS only attend those RTC's they are requested to attend this number does not reflect the total number within Midlothian. An increase in RTCs in comparison to those attended in Q2 2021 may be as a result of COVID restrictions being lifted.

Actions

The SFRS is a member of a multi-agency approach to reducing Road Traffic Collision's and the associated casualties and fatalities. The continued delivery of Tomorrow's Driver programme targeting young people is an excellent partnership approach to reducing road traffic collisions.



YTD ward ave. for Midlothian - 4	2018/19	2019/20	2020/21	2021/22	2022/23	Sparklines
Midlothian	16	16	5	14	23	
Penicuik	2	6	2	2	3	
Bonnyrigg	0	0	0	0	2	
Dalkeith	7	1	0	3	7	
Midlothian West	2	1	1	5	4	
Midlothian East	5	7	1	1	5	
Midlothian South	0	1	1	3	2	

Reduction of 'Special Service Casualties - All'

While much of this risk is out with the control of SFRS, responding to Non-Fire Emergencies is a key part of our intervention activities. The SFRS is committed to working with partners and other stakeholders to drive continuous improvement in this area. Reduction of Casualties from Non-Fire Emergencies contributes to the Single Midlothian Plan.

Results

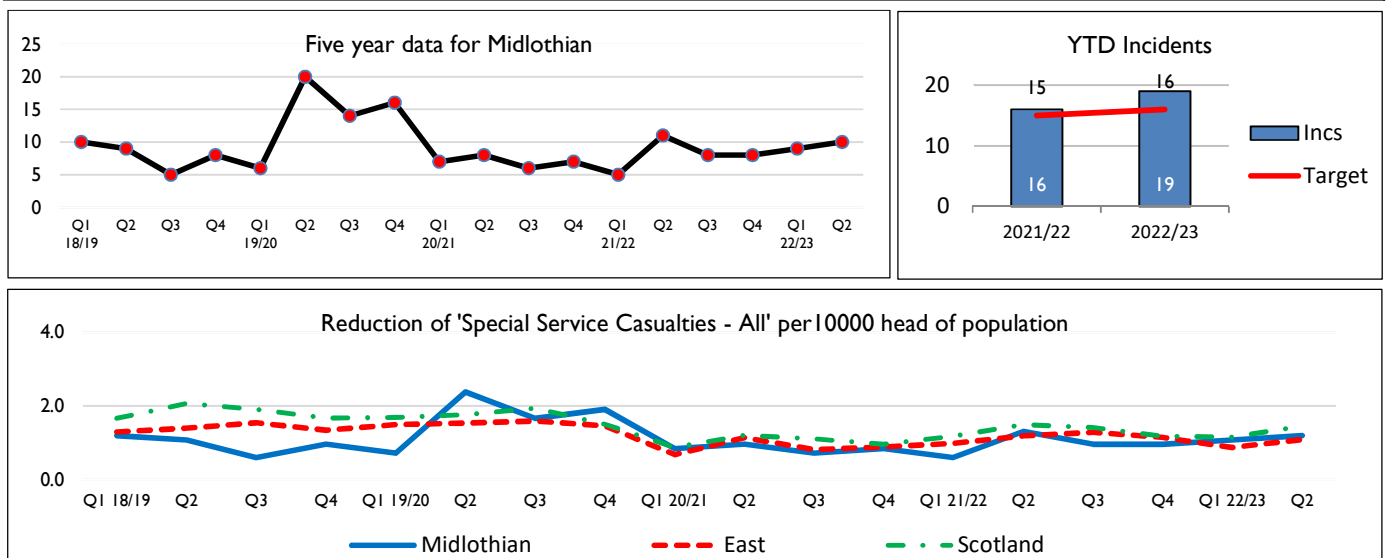
We attended special service incident types in the last quarter with a total of 10 casualties. This is a decrease of 1 special service casualty when compared with the same reporting period last year. Per 10,000 head of population, Midlothian is performing below the Scottish area trend line.

Reasons

There were 10 non-fatal casualties, 90% of which were as a result of RTC incidents. SFRS routinely attend SS incidents to provide forced entry to properties to enable access for our emergency response partners.

Actions

The SFRS in Midlothian will continue to respond to the communities needs in terms of other non-fire emergencies with the overall objective of reducing casualty and fatality rates within Midlothian.



YTD ward ave. for Midlothian - 3	2018/19	2019/20	2020/21	2021/22	2022/23	Sparklines
Midlothian	19	26	15	16	19	
Penicuik	4	6	4	3	3	
Bonnyrigg	0	4	1	0	4	
Dalkeith	5	2	4	0	6	
Midlothian West	6	1	3	3	4	
Midlothian East	3	12	3	4	1	
Midlothian South	1	1	0	6	1	

Reduction of 'False Alarm - UFAs'

Unwanted Fire Alarm Signals (UFAS) are defined as incidents where an automated fire alarm system activates and results in the mobilisation of SFRS resources, when the reason for that alarm turns out to be connected with faulty or defective alarm equipment. The SFRS is committed to working with partners and other stakeholders to reduce Unwanted Fire Alarm Signals.

Results

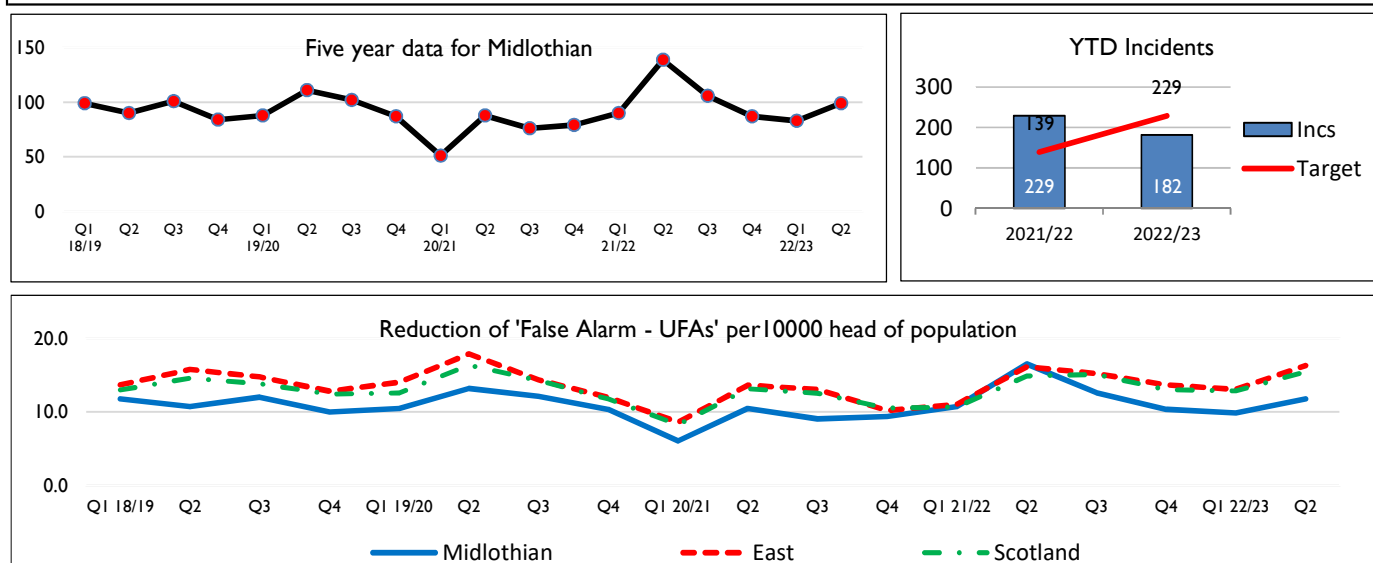
SFRS attended 99 Unwanted Fire Alarm Signals incidents during this reporting period, which is a decrease of 40 incidents when compared to the same reporting period last year. Midlothian trend line is performing below the Scotland and the East delivery area trendline.

Reasons

Unwanted Fire Alarm Signals were caused by the following: 22% faults/Defects & cause of actuation unknown, 15% Carelessly set off, 18% due to contaminants (dust/insects/steam/aerosol), 21% caused by fumes from people smoking, cooking or burnt toast, and 17% fire alarm system testing.

Actions

We continue to monitor Unwanted Fire Alarm Signals calls and our Fire Safety Enforcement Officers work closely with premises to reduce further incidents. This includes discussing technological, procedural and management solutions in order to prevent future Unwanted Fire Alarm Signals incidents. In Midlothian, we are currently engaging with various premises giving advice to prevent further occurrences. Note: Appendix I 'Midlothian Prevention & Protection Activities' provides further details.



YTD ward ave. for Midlothian - 30	2018/19	2019/20	2020/21	2021/22	2022/23	Sparklines
Midlothian	189	199	139	229	182	
Penicuik	16	21	22	22	26	
Bonnyrigg	30	33	17	28	20	
Dalkeith	32	29	13	32	30	
Midlothian West	58	64	47	81	52	
Midlothian East	27	32	23	46	26	
Midlothian South	26	20	17	20	28	

Midlothian Prevention & Protection Activities

Quarter 2: 1st July– 30th September 2022

Fire Safety Enforcement Audits

The Scottish Fire and Rescue Service (SFRS) is the enforcing authority for the Fire Scotland Act 2005 and Fire Safety Regulations 2006. The act applies to specific non-domestic premises and requires duty holders to comply with relevant aspects of the Act and Regulations. SFRS responsibilities as the enforcing authority are captured within an Enforcement Framework. The Framework identifies and assigns priority to premises type with those premises deemed as higher risk given priority for auditing purposes. Premise providing sleeping accommodation such as hospitals, care homes, houses of multiple occupation, hostels and hotels receive an annual audit. Other premises that are subject to audit but deemed lower risk will be visited every three or five years. Within Midlothian we have Officers who plan and carry out these duties. The Officers are also available to provide Fire Safety advice, consulting with partners such as Local Authority Building control functions and the wider public with Fire Scotland Act 2005 responsibilities.

MIDLOTHIAN AUDITS 22/23	JULY- SEPT	YTD
	20	60

Home Fire Safety Visits

The delivery of Home Fire Safety Visits (HFSVs) is the corner stone of the SFRS Community Safety Engagement framework. By visiting households to provide fire safety advice and smoke alarms, the numbers of dwelling fires and casualties will be reduced. Requests for HFSVs are generated in several ways, including self-referral, SFRS partners referring and visits carried out after SFRS have attended a domestic fire incident. This is known as Post Domestic Incident Response (**PDIR**), offering a HFSV to the properties and occupants impacted directly by the fire and the wider neighbourhood area.

When a HFSV is generated, the risk within the property is calculated by asking the occupant a number of specific questions. The outcome will be either, High, Medium or Low risk. This outcome determines priority in relation to carrying out the visit and the frequency for future re-visits. The table below highlights the number of visits carried out in Midlothian for this reporting period.

MIDLOTHIAN	HIGH	MEDIUM	LOW	TOTALS	PREV QRT 22/23	YTD
Ward						
Bonnyrigg	2	6	5	13		
Dalkeith	10	2	6	18		
Mid East	10	8	7	25		
Mid South	9	17	8	34		
Mid West	8	3	1	12		
Penicuik	5	4	2	12		
TOTALS				104	125	229

Home Fire Safety Referrals

The table below details how HFSVs were generated.

Post Domestic Incident Response (PDIR)	28	YTD
British Red Cross	6	
EMPPPO	3	
Housing providers	10	
Midlothian Falls Team	2	
Other	2	
Police Concern	4	
Self-referral	43	
SP Energy Networks	2	
Social Services	2	
Women's Aid East & Mid	2	
Total	104	229

Partnership Working/Youth Engagement

During this period our Community Action Team (CAT) have been busy delivering our Summer Thematic Action Plans (TAPs). This involved working with various youth groups and schools across Midlothian. The focus of this particular TAP was Summer/Countryside safety and Fire related Anti-social behaviour. The relationship we have established with partners including Police Scotland, Midlothian Council and the third sector has greatly assisted with delivery of this agenda. We have experienced an increased number of deliberate fire raising during the first two months of this reporting period, however, the aforementioned engagement activities and partnership working has realised a sharp decrease in this activity.

Safeguarding

During this period our teams continued to identify and refer adults at risk of harm and/or in need of support. This has resulted in **6** referrals being processed to Social Services.

Partner agencies have also requested **8** Enhanced Home Fire Safety Visits through Police concern reports or direct requests from social services.

Other Work Completed or In Progress

Our Local Community Action Team have also been involved with delivery and promotion of the following initiatives during the reporting period;

- UN World Drowning Prevention
- World Suicide Prevention
- Gas safety
- Chimney Safety

The Local CAT attends various multi-agency forums within Midlothian. This includes Multi-Agency Risk Assessment Conferences (MARAC), Midlothian Alcohol Partnership and Midlothian Voluntary Sector. We are also delivering courses and sessions to support our Corporate Parenting responsibilities within Midlothian.