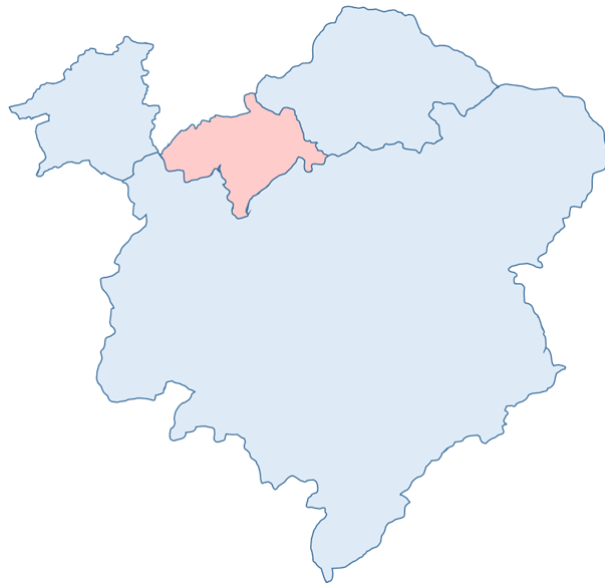




Midlothian Area Command

The Lothians and Scottish Borders



Policy Development and Scrutiny Panel

Quarter 4 – 2023/2024

The data provided in this report is for information purposes only and is not official crime statistics. This report has been generated to allow Partnership Members to conduct their scrutiny responsibilities. Due to delayed reporting or recording of crimes, incidents or road accidents and the management of crime enquiries, there is likely to be differences between the information in this report and the final Police Scotland statistics. It would not be appropriate to refer to, quote or use any data in this report as official statistics.

OFFICIAL



Our Vision

Sustained excellence in service and protection.

Our Purpose

To improve the safety and wellbeing of people, places and communities in Scotland.

Our Values

Integrity, Fairness and Respect.

OFFICIAL

Contents of Report

Lothian and Scottish Borders Division Policing Priorities	4
Introduction	5
<i>Performance Summary Report</i>	6
Executive Summary	7-8
Protecting the most vulnerable people	
<i>Missing Persons</i>	9
<i>Domestic Abuse Incidents</i>	10
<i>Racially Aggravated Conduct</i>	11
<i>Crime (Group 2)</i>	12
<i>Drugs supply, Production & Cultivation</i>	13
Reducing Violence and Antisocial Behaviour	
<i>Crimes of Violence (Group 1)</i>	14
<i>Reducing Anti-Social Behaviour</i>	15
Reducing Acquisitive Crime	
<i>Dishonesty (Group 3)</i>	16
<i>Housebreaking</i>	17
Improving Road Safety	
<i>Road Safety</i>	18-19
Tackling Serious & Organised Crime	
<i>Tackling Serious & Organised Crime</i>	20
<i>Complaints About the Police</i>	21-22
<i>Midlothian CAT team – Q4 Update</i>	23-28
Appendix	
<i>Lothian and Scottish Borders Divisional Crime Overview</i>	29-31
<i>Midlothian Crime Overview</i>	32-34

Lothian and Scottish Borders Division Policing Priorities


Your local policing priorities across THE LOTHIANS AND SCOTTISH BORDERS

Our vision
Policing for a safe, protected and resilient Scotland


Our values
Fairness, Integrity, Respect, Human Rights

Our purpose
Working in partnership for the safety and wellbeing of communities in the Lothians & Scottish Borders

Protecting the most vulnerable people	Reducing violence & anti-social behaviour	Reducing acquisitive crime	Improving road safety	Tackling serious & organised crime
<ul style="list-style-type: none"> Protect vulnerable people to prevent abuse, neglect & exploitation. Implement a delivery model supporting a Violence Against Women & Girls Prevention Strategy. Implement the National Missing Persons Framework for Scotland. Proactively target domestic abuse offenders. Develop partnership approaches to improve public confidence to report incidents of harm & abuse. 	<ul style="list-style-type: none"> Work collaboratively to identify and target violent offenders. Increase awareness of the impact of violence & antisocial behaviour. Work in partnerships to reduce alcohol related criminality. Collaborate to capture the under reporting of violence & explore preventative approaches (i.e. Navigator). Develop night time economy plans with licensed premises & promote participation in 'Best Bar None'. 	<ul style="list-style-type: none"> Focus on domestic housebreaking. Raise awareness of current crime trends & prevention tactics. Tackle emerging acquisitive crime patterns to identify & target prolific offenders. Work to prevent acquisitive crime. In partnership, maximise support for victims of acquisitive crime. Work with Scottish Partnership Against Rural Crime (SPARC). Use Police Scotland Youth Volunteers to deliver crime prevention information. 	<ul style="list-style-type: none"> Collaborate on the engineering of the roads through our communities to improve road safety. Detect offenders who disregard road traffic laws & endanger others. Support partnership driver education programmes. Raise awareness of the consequences of speeding, not wearing a seat belt, drink or drug driving & using a mobile phone while driving. 	<ul style="list-style-type: none"> Work to divert people from becoming involved in serious & organised crime & using its products (drugs, counterfeit good etc). Use social media to raise awareness and educate about human trafficking. Work to prosecute those involved in serious organised crime, including online, 'cuckooing' & 'county lines'. Maximise the disruption of serious organised crime groups. Target the production, cultivation & supply of illegal drugs.



OFFICIAL



POLICE SCOTLAND
Keeping people safe
POILEAS ALBA

Police Scotland Strategic outcomes

- Threats to public safety and wellbeing are resolved by a proactive and responsive police service
- The needs of local communities are addressed through effective service delivery
- Public, communities and partners are engaged, involved and have confidence in policing
- Our people are supported through a positive working environment, enabling them to serve the public
- Police Scotland is sustainable, adaptable and prepared for future challenges

Introduction

Crimes and offences are grouped under recognised categories for statistical purposes. The Scottish Government defines these categories, as follows;

- Group 1 – Non Sexual Crimes of Violence
- Group 2 – Sexual Crimes
- Group 3 – Crimes of Dishonesty
- Group 4 – Fire-raising, Malicious Mischief etc.
- Group 5 – Other (Pro-activity) Crimes
- Group 6 – Miscellaneous Offences
- Group 7 - Offences Relating to Motor Vehicles

Police Scotland publishes management information on an annual and quarterly basis by local authority and police division, as well as at a national level. These reports are produced to demonstrate Police Scotland's commitment to transparency. Police Scotland publishes all of these reports on the 'Our Performance' section of the Police Scotland website. The reports can be accessed here:

<http://www.scotland.police.uk/about-us/our-performance/>

The Midlothian Policing Plan uses the following Police performance indicators, and these have been mirrored in the Scrutiny Report to maintain parity of understanding:

1. Protecting the most vulnerable people;
2. Reducing Violence and Antisocial Behaviour;
3. Reducing acquisitive Crime;
4. Improving road safety;
5. Tackling Serious and Organised Crime.

All figures quoted in this report are for the period April 2023 to March 2024 and are compared against the same reporting period from the previous year. Where figures are quoted on rate per 10,000 population, these are based on Midlothian's population of **92,460 in 2019** (Scottish Government figures, published April 2020).

Midlothian Performance Summary

Midlothian Performance Summary Report Reporting Period: Q4 January 2024 – March 2024

Protecting the most vulnerable people

Rape & Att.
Rape
5.5%



2 more

Domestic
Abuse



Detections 64.9%

Reducing Violence and Antisocial Behaviour

Serious
Assault
3.6%



1.6 more

Robberies
21%



4 more

Reducing Acquisitive Crime

Crimes of
Dishonesty
-6.4%



1720 (117 less)

All
Housebreaking
10.8%



263 (26 more)

Improving Road Safety

Road Traffic
Casualties
-15.2%



100 (18 less)

OFFICIAL

Executive Summary

This Quarter 4 2023/24 Police Scotland Policy Development and Scrutiny Panel Report, documenting ongoing commitment to keeping Midlothian communities safe.

This report was not submitted ahead the Quarter 4 Midlothian Police and Fire Rescue Board that occurred on Monday 27th May due to Police Scotland’s annual Data Embargo, which is applied to ‘Year End data’ to allow the Chief Constable to report directly to the year-end meeting of the Scottish Police Authority (SPA). This year the embargo was applied to the period April 1st until June 7th 2024 inclusive, and as with previous years, covered the period until the official publication of year-end data by the Scottish Police Authority.

Throughout Q4 2023/24, our Midlothian Community Policing team continued their focus on preventing and reducing rural crime. In partnership with the National Farmers Union, police arranged a Rural Crime Prevention Walk and Talk Event at Rosemains Steading, Pathhead on 29th February 2024. This event was attended by the Midlothian Partnership Against Rural Crime (MPARC) partners and stakeholders including:

- Midlothian Police who provided crime prevention advice as well as information and awareness regarding wildlife crimes.
- SPARC who provided an overview of the national crime status.
- Scottish Fire & Rescue who provided farm fire safety advice.
- Neighbourhood Watch who introduced Rural Watch.
- Midlothian Council Protective Services Environmental Health who provided advice in relation to Fly tipping & Dog Control.

The purpose of this meeting was to encourage and provide landowners with the opportunity to ask questions and receive collective advice to enhance the safety and security of their rural businesses and property. This event received positive feedback from those in attendance.

During Q4 23/24 a new Service Level Agreement was agreed between Midlothian Council and Police Scotland to continue to provide 2024/25 Financial Year Ending (FYE) funding for the Midlothian Community Action Team (MCAT) whose focus remains to impact positively on the quality of life within Midlothian communities, concentrating on preventing anti-social behaviour and crime. This report summarises the Q4 2023/24 MCAT activity report however I would highlight the impressive recovery of £1,237,718.86 of class A and B controlled substances during the last 2023/24 FYE. This proactive policing clearly demonstrates Midlothian Police’s commitment to protecting vulnerable people and communities within Midlothian.

Missing Person

During Q4 2023/24 28 Adults, 0 Cared for Adults, 26 Children and 9 Looked After Children were reported as missing. All were traced safe and well by police and signposted to various partner agencies for additional ongoing support.

Domestic Abuse

By the end of Q4 2023/24 there were 1207 incidents reported, an increase of 6.8% on the 5 year average. The number of reported Domestic Abuse crimes recoded (639 reports) is 9.9% higher than the 5 year average. The percentage of domestic incidents that resulted in a crime report being submitted 39.1% represents a 0.4% decrease on the five year average.

Hate Crime

There has been an increase of 20 Hate Incidents reported during Q4 2023/24 compared to the 5 year average. This represents a 22.7% increase in reported incidents. There has been an increase of 23 Hate Crimes reported in Q4 2023/24 compared to the 5 year average. The detection rate for Hate Crimes at the end of Q4 2023/24 is 62% and represents a 5% increase on the Q3 return of 56.9%.

Sexual Crimes

By the end of Q4 2023/2024 reports of all Group 2 Sexual Crime within Midlothian had increased by 30.6% to 264 reports against a 5 year average of 202 reports. By the end of Q4 2023/2024 there had been 38 reports of Rape and Attempt Rape, this reflects an 5.5% increase on the 5 year average of 36 reports. The detection rate for Rape and Attempt Rape during Q3 is 44.7%, an increase of 4.7% on the Q3 detection rate.

Drugs Supply, Production and Cultivation

During Q4 2023/24 there were 211 Possession of Drugs crimes recorded, with a detection rate of 92.9%. Similarly, during Q4 2023/24 there were 38 Supply of Drugs crimes recorded, with a detection rate of 86.8%, with outstanding enquiries awaiting forensic analysis of items recovered by police.

Crimes Of Violence

During Q4 2023/2024 there were 45 serious assaults within Midlothian which reflects a 3.6% increase (1.6 more) than the 5 year average. The detection rate is 86.6%. There were 23 reported Robberies in Midlothian, the detection rate is 86.9%. There were 932 recorded Common Assaults in Midlothian presenting an 11.3% increase on the 5 year average. The detection rate is 70.8%. There were 69 assaults on Emergency Workers during Q4 2023/24 reflecting a -9.6% reduction on the 5 year average.

Reducing Anti-Social Behaviour

Throughout Q4 2023/2024, there were 4671 ASB incidents were reported to Police, maintaining an -16.4% reduction in this crime type with Midlothian compared to the five year average. A total of 596 Vandalism type offences were recorded, representing a -13% reduction compared to the 5 year average.

Dishonesty

During Q3 2023/24, a total of 1281 overall Group 3 crimes (including housebreaking crimes) have been recorded within Midlothian. The detection rate is 30.7%.

Housebreaking

During Q4 2023/24, a total of 1720 overall Group 3 crimes (including housebreaking crimes) have been recorded within Midlothian. This figure represents 117 fewer crimes or a -6.4 % reduction compared to the 5 year average.

Road Safety

Throughout Q4 2023/24 there have been 18 fewer casualties (Fatal, Serious, and Minor) recorded within Midlothian than the previous Q4 2022/ 23 return. This represents a -15.2% reduction in the total number of casualties on Midlothian roads.

Tackling Serious Organised Crime

Continued efforts to disrupt organised crime groups by targeting drugs supply offences, gathering intelligence and generating enforcement opportunities.

Protecting the most vulnerable people.	Missing Persons
---	------------------------

The Lothians & Scottish Borders (J) Division and the communities of Midlothian recognise that protecting people, particularly those considered vulnerable, is a policing priority. Within the remit of protecting people is the work and investigations carried out to trace people who are reported missing.

Recognising the vulnerability associated with missing people, particularly those that are young or suffering from mental health challenges, Police Scotland has adopted a rigorous investigation structure and management approach to incidents involving missing people.

Missing Person Type – JANUARY 2024

Adult	6	60%
Cared for Adults	0	nil
Child	3	30%
Looked After Children	2	10%

Missing Person Type – FEBRUARY 2024

Adult	12	52.17%
Cared for Adults	0	nil
Child	10	43.47%
Looked After Child	1	4.34%

Missing Person Type – MARCH DECEMBER 2024

Adult	10	34.48%
Cared for Adults	0	Nil
Child	13	44.82%
Looked After Child	6	20.68%

During Q4 2023/24 28 Adults, 0 Cared for Adults, 26 Children and 9 Looked After Children were reported as missing. We continue to work with partners to support individuals where a risk is identified.

In total there were 18 more reports made to police during Q4 compared to Q3 2023/2024.

As previously highlighted these types of enquiries often place significant resource and financial pressure on Local Policing resilience. I would stress that the number and type of police resources deployed to a locate a person reported as ‘missing’ varies on a report by report basis and according to any Threat, Risk or Harm posed.

Protecting the most vulnerable people.	Domestic Abuse Incidents
---	---------------------------------

	5yr Average	Q4 2023/24	% Change
Number of Domestic Abuse Incidents	1129.2	1207	6.89
Total Crimes and offences in domestic abuse incidents	581.2	639	9.94
Percentage of Domestic Incidents that result in a crime	39.59	39.11	-0.48
Total crimes and offences detection rate	69.92	64.95	-7.11
Total Detections for Domestic Bail Offences	57	70	22.81

Domestic Abuse is a priority for Police Scotland and for all Midlothian Officers. By the end of Q4 2023/24 there were 1207 incidents reported, an increase of 6.8% on the 5 year average.

The number of reported Domestic Abuse crimes recoded (639 reports) is 9.9% higher than the 5 year average.

The percentage of domestic incidents that resulted in a crime report being submitted 39.1% represents a 0.4% decrease on the five year average. These statistics document a continued confidence of the public to report incidents or contact Police at an early stage in disagreements.

Midlothian Police remain committed to targeting violence against women and girls, demonstrated by a dedicated Domestic Violence Investigation team. During Q4 2023/24 this team arrested and reported a further 25 individuals for Domestic Abuse related offences.

Protecting the most vulnerable people.	Hate Crime
--	------------

Midlothian			
	5 year average	Q4 2023/24	Q4 Per 10,000
Hate Incidents	87.2	107	11.57
Hate Crimes *	77.2	100	10.82
Hate Crime Detection Rate	72.28	62.00	

This section refers to Hate Crime and Hate Incidents. Hate Crimes are offences under:

-Section 50a (1) (A) and (B) and (5) Criminal law consolidation Act 1995 (racial harassment and abuse)

And any other crimes which include a Hate Crime aggravator- i.e. where a crime has been committed and is aggravated by hate. These aggravators are disability, race, religion, sexual orientation and transgender identity.

Hate incidents are incidents where the facts do not identify as a recordable crime but the victim, or any other person, perceives the incident to be hate related.

- There has been an increase of 20 Hate Incidents reported during Q4 2023/24 compared to the 5 year average. This represents a 22.7% increase in reported incidents.
- There has been an increase of 23 Hate Crimes reported in Q4 2023/24 compared to the 5 year average. This represents a 29.5% increase in recorded crimes.
- The detection rate for Hate Crimes at the end of Q4 2023/24 is 62% and represents a 5% increase on the Q3 return of 56.9%.

Midlothian Police continue to work with partners to encourage the reporting of Hate Crimes. All crimes are reviewed by the Community Policing Inspector to ensure all investigative opportunities are identified and progressed.

Protecting the most vulnerable people.	Sexual Crimes (Group 2)
---	--------------------------------

Crime Type	5 Year average	Q4 2023/24	Change	YTD Per 10,000 population	Q4 2023/24 Detection Rate
Group 2	202	264	30.69%	28.55	44.70%
Rape & Attempt Rape	36	38	5.56%	4.11	44.74%
Indecent/Sexual Assault	78.4	89	13.52%	9.63	50.56%
Other Group 2	87.4	137	56.75%	14.82	40.88%

Reducing Rape and Sexual Crime is a core focus for officers in Midlothian. This includes working with partner agencies to provide confidence to report offences, undertaking professional investigations, providing victim support, pursuing perpetrators and managing offenders. The investigation of sexual crimes and the management of offenders, in particular, is achieved through close collaborative working with partner agencies and local communities.

By the end of Q4 2023/2024 reports of all Group 2 Sexual Crime within Midlothian had increased by 30.6% to 264 reports against a 5 year average of 202 reports.

By the end of Q4 2023/2024 there had been 38 reports of Rape and Attempt Rape, this reflects an 5.5% increase on the 5 year average of 36 reports. The detection rate for Rape and Attempt Rape during Q3 is 44.7%, an increase of 4.7% on the Q3 detection rate.

As highlighted at previous scrutiny boards, these types of enquiry often require forensic examination of evidence to corroborate statements obtained and identify those responsible. Due to an ongoing backlog of items submitted nationally for forensic examination it is anticipated that a number of sexual offences reported to throughout Q4 2023/2024 will subsequently be solved following this critical forensic analysis.

Protecting the most vulnerable people.	Drug Supply, Production & Cultivation
---	--

Drugs Supply	5 year average	Q4 2023/24	Change	YTD Per 10,000 population	Q4 2023/24 Detection Rate
Drugs Supply, Production and Cultivation	56.8	44	-22.54%	4.76	86.36%

We continue to focus on those who bring harm to our communities, and particularly those who are involved in drugs supply, cultivation/production and the sale of Class A (such Heroin or Cocaine) and Class C (such Valium or Xanax) drugs, as it has been identified that these have led to an increase in drug related deaths.

We recognise the national Drugs Deaths statistics in Scotland and are committed to targeting drug dealers, whilst working in partnership along with the Midlothian and East Lothian Drugs Partnership (MELDAP).

During Q4 2023/24 there were 211 Possession of Drugs crimes recorded, with a detection rate of 92.9%.

During Q4 2023/24 there were 38 Supply of Drugs crimes recorded, with a detection rate of 86.8%, with outstanding enquiries awaiting forensic analysis of items recovered by police.

House searches under warrant have continued and have been successful in recovering drugs, cash and weapons. A number of reports have been submitted and details are contained within the circulated monthly reports. These searches do rely on a steady flow of intelligence from the community, as well as proactivity by the MCAT's and wider policing teams.

Multiple Misuse of Drugs Warrants were executed by MCAT officers during Q4 2023/24, resulting in the following recoveries with the upper street value totalling:

Multiple Misuse of Drugs Warrants were executed by MCAT officers during Q4 2023/24, resulting in the following recoveries with the upper street value totalling:

- Class A: £13,484
- Class B: £10,180
- Class C: £0.00

Police continue to developed drugs intelligence from the local community. Drugs enforcement requires information from sources to build a picture and fill in the pieces of the jigsaw. We rely upon community intelligence, and encourage reporting direct to police by phone, online, in person, via remote reporting sites and / or anonymously through Crimestoppers (0800 555111).

Reducing Violence and Antisocial Behaviour	Crimes of Violence (Group 1)
---	-------------------------------------

Crime Type	5 year average	Q4 2023/24	Change	YTD Per 10,000 population	Q4 2023/24 Detection Rate
Group 1	126.6	208	64.30%	22.5	67.31%
Serious Assault	43.4	45	3.69%	4.87	86.67%
Robbery	19	23	21.05%	2.49	86.96%
Common Assault	837.2	932	11.32%	100.8	70.82%

*Common assaults are not recorded as group 1 crimes.

Reducing violence and the impact on our communities is a priority for The Police Service of Scotland and within Midlothian we work with partners to reduce the circumstances that can lead to violence while endeavouring to identify and arrest perpetrators as swiftly as possible.

All Serious Assaults and Robberies are investigated by the Criminal Investigation Department and solvency for these offences remains high within Midlothian.

During Q4 2023/2024 there were 45 serious assaults within Midlothian which reflects a 3.69% increase on the 5 year average. The detection rate is 86.6% and remains well above the wider Divisional detection rate of 76.8%.

During Q4 2023/2024 there were 23 reported Robberies in Midlothian, this is an 21% increase (4 more) than the 5 year average. The detection rate is 86.7% and similarly remains considerably above the wider Divisional detection rate of 66%.

During Q4 2023/2024 there were 932 recorded Common Assaults in Midlothian presenting an 11.3% increase (95 more) than the 5 year average. The detection rate is 70.8% and remains well above the wider Divisional detection rate of 62.1%.

There were 69 assaults on Emergency Workers during Q4 2023/24 reflecting a -9.6% reduction on the 5 year average. However any assault on an Emergency Worker is unacceptable, it is clear that aggressive or threatening behaviour or verbal abuse against Police Scotland or other Emergency Services personnel is simply not part of their duties.

In March officers attended a reported serious assault in the Penicuik area, where the suspect made off prior to police attendance. As a result of the recently updated Midlothian Council CCTV network, officers were quickly able to secure footage of the suspect, tracing their movements prior to and after the incident. This footage allowed officers to locate the suspect quickly and assisted in ensuring they were remanded in custody, mitigating any further Threat, Risk or Harm posed. This incident was the first example of police using the recently upgraded Midlothian CCTV, which significantly assisted police maximise evidential opportunities whilst leading to a faster arrest.

Reducing Violence and Antisocial Behaviour	Reducing Antisocial Behaviour
---	--------------------------------------

Indicator	5 Year Average	2023-24 Q4	Change	TYTD Per 10,000 population	Q4 2023/24 Detection Rate
Antisocial Behaviour Incidents	5591.8	4671	-16.47	-	-
Vandalism (Including Malicious Mischief)	685.4	596	-13.04%	64.46	22.15%
Fire-raising	43	67	55.81%	7.25	23.88%
Breach of the Peace and S38 CJ&L(S) A 2010	718.6	624	-13.16%	67.49	72.60%

Midlothian Police continue to tackle Anti-Social Behaviour (ASB) in its various forms with our partners.

Throughout Q4 2023/2024, there were 4671 ASB incidents were reported to Police, maintaining an -16.4% (920 fewer) reduction in this crime type with Midlothian compared to the five year average.

During Q4 2023/2024 a total of 596 Vandalism type offences were recorded, representing a -13% (89 fewer) reduction compared to the 5 year average. The detection rate is 22.1%.

During Q4 2023/2024 a total of 67 Fire-raising type offences were recorded, representing a 55.8% increase compared to the 5 year average. The detection rate is 23.8%, and remains above the wider Divisional detection rate of 18%.

During Q4 2023/24 a total of 624 Breach of Peace type offences were recorded, representing a -13.1% (94 fewer) reduction compared to the 5 year average. The detection rate is 72.6% mirroring the wider Divisional detection rate of 71%.

Reducing Acquisitive Crime	Dishonesty (group 3)
-----------------------------------	-----------------------------

5 Year Average	Q4 2023/24	Change	YTD Per 10,000 population	Q4 2023/24 Detection Rate
1837.8	1720	-6.41%	186.03	29.88%

Given the wide range of 'Acquisitive Crimes' this priority is covered in 2 sections within this report:

- Dishonesty (covered in this section)
- Housebreaking (covered in next section)

Dealing with Acquisitive Crime to protect people by reducing the impacts of theft on individuals and communities remains a priority.

During Q4 2023/24, a total of 1720 overall Group 3 crimes (including housebreaking crimes) have been recorded within Midlothian. This figure represents 117 fewer crimes or a -6.4 % reduction compared to the 5 year average.

During Q4 the detection rate was 29.8% and remains above the wider Divisional detection rate of 27.2%.

Reducing Acquisitive Crime	Housebreaking
-----------------------------------	----------------------

Crime Type	5 Year Average	Q4 2023/24	Change	YTD Per 10,000 population	Q4 2023/24 Detection Rate
Dwelling HB	83.2	139	67.07%	15.03	20.14%
Non Dwelling (Sheds, garages) HB	97.2	67	-31.07%	7.25	13.43%
Other (Business) HB	56.8	57	0.35%	6.16	43.86%
All HB	237.2	263	10.88%	28.44	23.57%

During Q4 2023/24, a total of 139 reports of Theft Housebreaking (including attempts) were recorded. This figure represents a 67% (56 more) increase on the 5 average. A similar increase of 45% has been observed for this crime type throughout the wider Lothian & Scottish Borders Division area during Q4.

During Q4 2023/24, a total of 104 reports of Theft of a Motor vehicle were recorded. This figure represents a 9% (9 more) increase on the 5 year average.

During Q4 2023/24 the detection rate for Theft Housebreaking (including attempts) offences was 20.1%, this mirrors the wider Divisional detection rate of 22%.

During Q4 2023/24 the detection rate for Theft Housebreaking Non Dwelling (including sheds) was 13.4%, this figure remains above the wider Divisional detection rate of 11%.

MCAT officers continue to Prevent / Deter / Disrupt further Serious & Organised Crime activity with daily bail checks, tasked patrolling and dedicated operations at weekends. Similarly social media messaging is frequently published to raise awareness and highlight simple crime prevention advice, for example ensuring vehicle keys are stored securely and not left on open display next to insecure front doors.

OFFICIAL

Improving road safety	Road Casualties
------------------------------	------------------------

	Q4 2022/23	Q4 2023/24	Change
Fatal	3	3	-
Serious	34	42	23.5%
Slight	81	55	-32%
Total	118	100	-15.2%
Children (aged<16) Killed	0	0	-
Children (aged<16) Seriously Injured	3	4	33.3%

	5 Year Average	Q4 2023/24	Change
Dangerous driving	57.4	46	-19.86%
Speeding	34.2	77	125.15%
Disqualified driving	31	17	-45.16%
Driving Licence	103.8	106	2.12%
Insurance	268.4	296	10.28%
Seat Belts	16	42	162.50%
Mobile Phone	28.4	71	150.00%
Drink/Drug Driving Detections	121	137	13.22%

Throughout Q4 2023/24 there have been 18 fewer casualties (Fatal, Serious, and Minor) recorded within Midlothian than the previous Q4 2022/ 23 return. This represents a -15.2% reduction in the total number of casualties across Midlothian’s road network.

During Q4 2023/2024, 1 fatality was recorded. Unfortunately this statistic mirrors the previous year’s Q3 2022/23 return.

OFFICIAL

During Q4 2023/2024, there have been 42 people Seriously Injured, reflecting a 23.5% increase (8 more incidents) on same period last year.

During Q4 2023/2024 the number of Children Seriously Injured has been 4, reflecting a 33.3% (1 more) increase on same period last year.

Encouragingly there has been a significant -32% decrease in the number of people Slightly Injured (down to 55 from 81) during Q4 2023/24 compared to the previous year.

Tackling Serious & Organised Crime	Tackling Serious & Organised Crime
---	---

<p>UK terror threat levels (as of February 9 2022)</p> <div style="background-color: #e6f2ff; padding: 5px; margin-bottom: 5px;">CRITICAL An attack is highly likely in the near future</div> <div style="background-color: #e6f2ff; padding: 5px; margin-bottom: 5px;">SEVERE An attack is highly likely</div> <div style="background-color: #0070c0; color: white; padding: 5px; margin-bottom: 5px;">SUBSTANTIAL An attack is likely</div> <div style="background-color: #e6f2ff; padding: 5px; margin-bottom: 5px;">MODERATE An attack is possible, but not likely</div> <div style="background-color: #e6f2ff; padding: 5px;">LOW An attack is highly unlikely</div> <p style="font-size: small; margin-top: 10px;">PA graphic. Source: Joint Terrorism Analysis Centre</p>	<p>The UK National Threat Level is SUBSTANTIAL: an attack is likely.</p> <p>On Wednesday, 9 February 2022, the Home Secretary announced that the UK's Terrorist Threat Level has been lowered from Severe to Substantial.</p> <p>Assistant Chief Constable Mark Williams said: "At this time there is nothing to suggest that there is any specific threat to Scotland. However, I would remind the people of Scotland that they should remain vigilant and report any suspicious activity to Police Scotland."</p>
--	--

The UK threat level remains at Substantial as it has done since February 2022.

Midlothian continue to work closely with partner agencies to actively target "County Lines" nominals that use Midlothian as a base to distribute drugs throughout our community.

The following table summarises recoveries of controlled substances in Midlothian over the last 12 months, clearly demonstrating the ongoing proactivity of MCAT officers to detect and disrupt Serious and Organised Crime Groups operating in Midlothian.

Class of Drug	FYE 2022/23	FYE 2023/24
A	£57,237.40	£1,032,034.50
B	£71,022.54	£205,684.36
C	-	-
Total Value Recovered	£128,259.94	£1,237,718.86

OFFICIAL

Complaints	Executive Summary
------------	-------------------

Table: Complaints and allegations received in the Midlothian Council area, by period (Apr – Mar) ¹

	TOTAL COMPLAINT CASES RECEIVED			TOTAL NUMBER OF ALLEGATIONS RECEIVED		
	YTD	LYTD	% Change	YTD	LYTD	% Change
Midlothian Council	104	85	22.4%	157	140	12.1%

The breakdown above details the total number of Complaints about the Police, received in relation to the Midlothian area command as at 31st March 2024.

The breakdown below provides further detail on the Allegation Category and Type. As can be seen there has been a 22.4% increase in the overall number of Complaints about the Police when comparing LYTD and YTD, demonstrating a willingness in Midlothian’s communities to report any concerns regarding interactions with police officers, and furthermore a confidence that these concerns will be impartially investigated.

Allegation Category and Type	PYTD	YTD	<i>% change from PYTD</i>
On Duty - TOTAL	86	88	2.3%
Assault	11	5	-54.5%
Discriminatory Behaviour	2	2	0.0%
Excessive Force	6	8	33.3%
Incivility	23	20	-13.0%
Irregularity in Procedure	32	49	53.1%
Neglect of Duty	1	0	-100.0%
Oppressive Conduct/Harassment	7	0	-100.0%
Other - Criminal	0	1	100.0%
Other - Non Criminal	3	1	-66.7%
Traffic Irregularity/Offence	1	2	100.0%
Quality Of Service - TOTAL	54	69	27.8%
Policy/Procedure	9	10	11.1%

OFFICIAL

Service Delivery	22	23	4.5%
Service Outcome	23	36	56.5%
Grand Total	140	157	12.1%

Midlothian CAT team – Q4 Update

Activities

1. **High Visibility Patrolling:** *the provision of community support and reassurance by undertaking high visibility vehicle, foot and cycle patrols focusing on identified antisocial behaviour issues.*

MCAT officers continued to conduct high visibility patrols across the Midlothian area throughout Q4 2023/2024. This included high visibility static road checks outside local Primary schools promoting road safety and ensuring the safety of children and guardians during school opening and closing hours. In addition, several static road checks employing the radar Speed gun were carried out at different locations across the county. Extra attention was given to Croft Street, Dalkeith, Lasswade Primary School, and Strathesk Primary School at school drop off and pick up times in relation to the restricted roads at these times.

Mobile, Foot and Quad bike patrols were conducted in the town centers and hot spots for youth disorder and anti-social behavior (ASB) in Dalkeith, Loanhead, Bonnyrigg, Penicuik, and Mayfield to deter and engage with groups of youths. Initiatives and joint working were executed focusing on Lothian Bus routes specifically those between Tesco, Hardengreen, Dalkeith, Gorebridge terminus, and Rosewell working in conjunction with Lothian Buses similar to Q1, Q2 & Q3 2023/2024 and this work will continue moving forward.

In relation to the continued impact of anti-social behaviour caused by off-road bikes in the Midlothian area, Operation Jewel has continued throughout Q4 2023/2024. Officers were deployed on Quadbikes to target specific areas known to be used by those responsible. These officers have been able to target and disrupt those involved. Specific areas have been identified as hotspots of this activity and targeted areas chosen being around Penicuik, Easthouses, and Mayfield. Resulting in several bikes being seized in Q4 with a total of 25 for 23/24 reporting year.

Regular patrolling of and visits to all licensed premises in Midlothian continued. These patrols and visits are completed to ensure a safe and enjoyable experience for those using hospitality venues and enjoying the weekend night life. These unannounced visits further play a role in ensuring premises are complying with the requirements of their operating licenses and where issues are identified allow follow up by designated Licensing Officers.

- **Recidivist Offenders:** *intelligence led focus on individuals known to engage in antisocial behaviour, drugs use/supply and persistent alcohol abuse, with specific attention being given to persons subject to ASBOs and judicial bails (including curfews).*

All opportunities are taken to challenge recidivist offenders, often historically responsible for many offences.

In total 207 Bail Curfew checks were carried out with a compliance rate of 87% which is an increase from the previous quarter, demonstrating how the continued use of this tactic curtails criminal behavior.

17 individuals were arrested on warrant a number of these for multiple warrants by MCAT over this quarter, efforts continue to trace individuals to curtail criminal behavior. This is an increase from Q3 and a result of the continued effort this year to reduce the number of outstanding arrest warrants in Midlothian.

OFFICIAL

Where there is a legislated reason, MCAT officers search individuals for controlled substances, stolen property, and weapons, progressing these to house searches if the circumstances allow.

House searches under warrant have continued and have been successful in recovering drugs, cash, and weapons. Several reports have been submitted and details are in the monthly reports. These searches do rely on a steady flow of intelligence from the community, as well as proactivity by the team.

Multiple Misuse of Drugs Warrants were executed by MCAT officers during Q4 2023/24, resulting in the following recoveries with the upper street value totaling:

Class A: £13,484

Class B: £10,180

Class C: £0.00

Bail Curfew Check COMPLIANT	207
Bail Curfew Check FAILED	30
Arrest on warrant	17
Search Person MDA Positive	16
Search Person MDA Negative	11
Search Property MDA Positive	13
Search Property MDA Negative	1
Search Weapons Positive	9
Search Weapons Negative	0
Search Stolen Property Positive	4
Search Stolen Property Negative	1

Youth Engagement: *actively engage with youths and foster a positive image of the police and their local communities. Act as primary first responders to youth calls, disrupt antisocial behaviour and enforce appropriate legislation firmly but fairly. Maximise alcohol seizures. Engage with partners and CBO colleagues to identify appropriate support and diversionary activities.*

Throughout Q4 2023/24, MCAT attended 49 youth incidents throughout Midlothian wards, this represents a decrease in youth related incidents on the last quarter linked this can be linked to the return to school following the festive period.

OFFICIAL

Proactive patrols have continued at hot spot areas including Tesco/McDonalds Hardengreen, Gorebridge terminus, and Rosewell. MCAT ensure these are monitored and patrolled daily.

MCAT continually liaise and work in partnership with the local Community and School Link officers to engage with youths, identify patterns, prevent incident before they arise and identify offenders.

Operation Juke was instigated specifically to deal with Anti-Social Behaviour involving youths travelling along local bus routes. MCAT have been working closely with LRT to tackle youth offending and ASB on these buses. This has resulted in a strong partnership relationship and has resulted in numerous plain and uniform patrols, supported by LRT and the deployment of a decoy bus to identify those youths responsible for this behaviour. These deployments have had a positive impact reducing similar incidents across both Q1, Q2 and Q3.

Youth Calls Attended	49
Alcohol Seizures	1
Children At Risk VPDs Submitted	0

- Licensed Premises:** *monitor licensed premises activity and act as first responders to antisocial behavior related incidents whenever possible.*

All Midlothian Licensed premises continued to be monitored and visited by MCAT officers. There continues to be a gradual drop in incidents within licensed premises.

LP Visit Public House	13
LP Visit Off Sales	0

- Support Partners & Colleagues:** *engage with community partners to work together towards the vision and promote joint patrolling. Support divisional colleagues by acting as first responders to antisocial behaviour related incidents that are occurring in real time whenever possible. Instigate and contribute to operations and initiatives linked to the core vision.*

MCAT have been working closely with LRT to tackle youth offending and ASB on buses across both Q1, Q2, Q3 and Q4. This has resulted in a strong partnership relationship and has resulted in numerous plain and uniform patrols on the buses.

MCAT continue to liaise with the Scottish Fire and Rescue service identifying areas where fires have been set but not reported to the Police, this allows MCAT to focus their patrols in these areas. The Scottish Fire and Rescue Service now provide a weekly report to MCAT to assist with both prevention and detection.

OFFICIAL

Joint Activity NHS/SAS	0
Joint Activity Local Council	0
Joint Activity SFRS	0
Joint Activity Public Event	0

- Road Safety:** *tackle antisocial vehicle use, giving specific attention to inconsiderate vehicle use on the Midlothian road network and the illegal use of off-road motorcycles. Maximise the appropriate use of ASBO warnings and vehicle seizures.*

MCAT officers supported by the Community Policing Team continue to deal effectively with Anti-Social Behaviour (ASB) with a particular focus during Q4 on Anti-Social Behaviour (ASB) involving off road motorbikes. As part of Operation Jewel, high visibility and unmarked patrols continued in relation to theft of motor vehicles and anti-social use of off-road bikes throughout Midlothian which has resulted in several bikes seized and riders reported for Road Traffic Offences.

MCAT completed 15 static road checks utilising Handheld Radar Gun during Q4. These checks were carried out in areas identified as a concern by local residents and Midlothian Council including Danderhall, Millerhill, Shawfair, Bonnyrigg, Roslin, Damhead. Road checks were also carried out around Cuiken, Lasswade, Strathesk and Lasswade Primary schools.

Op Jarnaca a multi-agency road check with the assistance of officers from Roads Policing and DVSA was carried out on the A703 at Leandburn, several road traffic offences were identified with vehicles seized and reports submitted.

MCAT completed extra patrols around areas with school restrictions zones. These patrols were completed at school drop off and pick up times in relation to parking on restricted roads at these times. MCAT engaged with and provided advice to drivers, pedestrians and local businesses where appropriate.

Static Road Checks	15
Fixed Penalty Tickets (RTA only)	34
Section 165 Seizures	9
Breath Tests Negative (pass)	3
Breath Tests Positive (fail)	1
S5A Drug Wipe Negative (pass)	0
S5A Drug Wipe Positive (fail)	1

OFFICIAL

ASBO Seizures	0
---------------	---

Other Incidents and Arrests of Note

MCAT carried out an enquiry into 8 thefts in a care setting from vulnerable people, a general evidence warrant was executed, identifying an offender who will be reported for these crimes.

MCAT worked with the school link and community offices in relation to concerns raised regarding a youth selling vapes to fellow students at school. MCAT attended at the youth's home address carrying out a search of the property, a quantity of cash was recovered along with vapes and also a large quantity of empty boxes. The youth was spoken to in front of his parents and will be reported by means of the youth justice officer. School link officers have been made aware to speak to schools to identify any further trends of youths supplying vapes in schools.

MCAT attended at Shawfair Park and Ride regarding at an organised car meet with over 100 cars in attendance, officers engaged with the drivers, no crimes were identified.

Following a report of a housebreaking at a business premises, MCAT attended, carrying out an area search, locating stolen property and the accused.

MCAT attended following a report of a series of bikes being stolen from the Auchendinny area, tracing the suspects, and recovering the stolen bikes. The accused was reported for several thefts.

MCAT carried out an enquiry into a suspect causing fear and alarm repeatedly to several different local young persons in the Rosewell area, following enquiries the male was traced and reported for all offences reported.

Due to ongoing reports of Housebreakings across Midlothian, MCAT with the assistance of Community officers traced the male responsible and he will be reported for several housebreakings.

Planned Activity

MCAT officers have several search warrants in hand to execute in the coming month and, as always, intelligence related to high tariff offenders in Midlothian is continuously being developed and will be actioned upon both proactively and reactively.

In addition, MCAT will continue focused patrols, speed checks and Operation Jewel initiatives planned to target any specific issues that are brought to the attention of the MCAT by residents, partners, and colleagues or indeed discovered during usual proactive patrol and engagement with our communities. MCAT officers are gaining intelligence on a continued basis creating a picture of off-road bike issues and particularly where problem hot spots appear to be forming.

A detailed rural patrol plan is being compiled to provide reassurance and Police presence to our vulnerable rural areas of Midlothian.

MCAT Officers are working in partnership with Midlothian Council, Amberstone Security (Tesco Security), Tesco and Lothian Buses as part of Operation Juke to address increased youth anti-social behavior occurring around the bus terminus outside Tesco at Hardengreen.

OFFICIAL

MCAT will carry out focused patrols and engagement with local businesses, partners, and the community in the area.

Throughout Q1 2024/25, MCAT officers will continue to work alongside Police Scotland's Special Constable Inquiry Team (SIT) to enhance police resources in Midlothian addressing ASB and Speeding offences.

Pedestrian and cycle zone exclusion enforcement – MCAT and CPT officers will be out ensuring the restrictions are adhered to. This is a priority issue for Midlothian residents and will be frequently patrolled with FPN issued where appropriate.

MCAT are setting up a community outreach program to carry out visits to local nurseries and schools in the Midlothian area. The aim of this is to positively engage with the use of Police quadbikes with the school and nursery children.

Appendix

Lothian and Scottish Borders Divisional Crime Overview

Lothian and Scottish Borders Division	5 Year Average	2023/24 Q4	Per 10,000 Q4 2023/24	Detection Rates 2023/24
GROUP 1: NON SEXUAL CRIMES OF VIOLENCE	675.8	1032	20.72	57.07
Murder (excluding culpable homicide at common law)	2.6	1	0.02	100.00
Culpable homicide (at common law)	0.6	0	0	-
Culpable homicide (under statute including RTA, sec. 1)	4.4	2	0.04	100.00
Attempted murder	20.6	10	0.2	90.00
Serious assault	257.6	276	5.54	76.81
Robbery and assault with intent to rob	94.8	130	2.61	66.15
Domestic Abuse (of female)	N/A	183	3.67	75.96
Domestic Abuse (of male)	N/A	8	0.16	50.00
Domestic Abuse (Total)	N/A	191	3.83	74.87
Cruel & Unnatural treatment of children	62.2	86	1.73	108.14
Threats and extortion	95.8	287	5.76	4.18
Other group 1 crimes	38	49	0.98	63.27
GROUP 2: SEXUAL CRIMES	1114.6	1384	27.78	51.59
Rape	202.2	211	4.24	53.08
Assault w/i to rape or ravish	9.6	5	0.1	60.00
<i>Rape and attempted rape - Total</i>	211.8	216	4.34	53.24
Sexual assault (pre-SOSA 2009)*	14	13	0.26	38.46
Sexual assault (SOSA 2009)*	313.2	396	7.95	46.97
Lewd & libidinous practices*	92.2	73	1.47	60.27
<i>Indecent/Sexual Assault - Total</i>	419.4	482	9.68	48.76
<i>Prostitution related crime - Total*</i>	0.8	2	0.04	50.00
Taking, distribution, possession of indecent photos of children	58.4	80	1.61	82.50
Communicating indecently (SOSA 2009)*	102.2	129	2.59	62.02
Communications Act 2003 (sexual)	21.6	26	0.52	46.15
Sexual exposure (SOSA 2009)*	32.2	49	0.98	65.31
Public indecency (common law)	9.4	6	0.12	100.00
Other sexual crimes (SOSA 2009)*	168.4	267	5.36	42.70
Other sexual crimes (non-SOSA 2009)*	17.2	26	0.52	69.23
Threatening / Disclosure of intimate image*	73.2	101	2.03	34.65
Other Group 2 crimes	0	0	0	-
<i>Other Group 2 crimes - Total</i>	482.6	684	13.73	53.07
GROUP 3: CRIMES OF DISHONESTY	8488	8634	173.32	27.25
Housebreaking (incl. attempts) - dwelling house	376	545	10.94	22.39
Housebreaking (incl. attempts) - non dwelling	290.4	152	3.05	11.84
Housebreaking (incl. attempts) - other premises	347.6	242	4.86	40.08
<i>Housebreaking (incl. Attempts) - Total</i>	1014	939	18.85	25.24

OFFICIAL

Opening Lockfast Places - Motor Vehicle	192.8	171	3.43	9.94
Theft of a motor vehicle	443.4	407	8.17	33.17
Theft from a Motor Vehicle (Insecure etc.)	456.4	270	5.42	14.44
Attempt theft of motor vehicle	34.4	37	0.74	18.92
<i>Motor vehicle crime - Total</i>	1127	885	17.77	22.37
Opening Lockfast Places - NOT Motor Vehicle	136	163	3.27	14.11
Common theft	2374	2110	42.36	19.19
Theft by shoplifting	2191.8	2644	53.08	43.04
Fraud	1092.8	1445	29.01	12.04
Other Group 3 Crimes	552.4	448	8.99	39.73
GROUP 4: FIRE-RAISING, MALICIOUS MISCHIEF etc.	4034.6	3936	79.01	26.35
Fireraising	230.2	285	5.72	18.95
Vandalism (including malicious mischief)	3547.2	3345	67.15	25.71
Reckless conduct (with firearms)	4.6	2	0.04	50.00
Culpable and reckless conduct (not with firearms)	242.6	259	5.2	46.33
Other Group 4 Crimes	10	45	0.9	4.44
GROUP 5: OTHER (PRO-ACTIVITY) CRIMES	4171	4256	85.43	93.54
Carrying offensive weapons (incl. restriction)	155	184	3.69	84.78
Handling bladed/pointed instrument	162.6	154	3.09	97.40
Offensive weapon (used in other criminal activity)*	131.8	266	5.34	67.29
Bladed/pointed instrument (used in other criminal activity)*	73.8	140	2.81	75.71
<i>Total offensive/bladed weapons</i>	523.2	744	14.93	79.44
Production, manufacture or cultivation of drugs	58.6	51	1.02	84.31
Supply of drugs (incl. possession with intent)	202.6	203	4.07	87.68
Bringing drugs into prison	19.2	14	0.28	28.57
<i>Supply of drugs - Total</i>	280.4	268	5.38	83.96
Possession of drugs	1744.2	1182	23.73	96.62
Other drugs offences (incl. importation)	12	4	0.08	100.00
<i>Total drugs crimes</i>	2036.6	1454	29.19	94.29
Offences relating to serious and organised crime	1.4	14	0.28	92.86
Bail offences (other than absconding)	858.6	1203	24.15	99.25
Other Group 5 crimes	751.2	841	16.88	96.55
GROUP 6: MISCELLANEOUS OFFENCES	9948.4	10576	212.3	67.34
Common Assault	4244.6	4942	99.21	62.12
Common Assault (of emergency workers)	416.2	456	9.15	99.78
<i>Common Assault - Total</i>	4660.8	5398	108.36	65.30
Breach of the Peace	117	114	2.29	95.61
Threatening & abusive behaviour	3484.2	3405	68.35	72.60
Stalking	100.4	95	1.91	82.11
<i>BOP, S38 & S39 Crim Just & Lic (S) Act 2010 - Total</i>	3701.6	3614	72.55	73.57
Racially aggravated harassment/conduct*	119.6	112	2.25	89.29
Drunk and incapable	36.4	29	0.58	100.00
Consume alcohol in designated place local bye-law	28.6	22	0.44	104.55
Other alcohol related offences*	37.4	32	0.64	106.25

OFFICIAL

<i>Drunkness and other disorderly conduct (TOTAL)</i>	102.4	83	1.67	103.61
Wildlife offences*	37.4	43	0.86	44.19
Other Group 6 offences	1326.6	1326	26.62	55.28
GROUP 7: OFFENCES RELATING TO MOTOR VEHICLES	7056.2	8243	165.47	84.41
Dangerous driving offences	250.6	227	4.56	81.06
Drink, Drug driving offences incl. Failure to provide a specimen	544	585	11.74	98.80
Speeding offences	491.2	252	5.06	98.81
Driving while disqualified	109	76	1.53	98.68
Driving without a licence	527.4	456	9.15	100.66
Failure to insure against third party risks	1375.6	1277	25.63	99.53
Seat belt offences	122	154	3.09	99.35
Mobile phone offences	162	155	3.11	95.48
Driving Carelessly	622.8	694	13.93	87.32
Drivers neglect of traffic directions (NOT pedestrian crossings)	213.4	1310	26.3	99.77
Using a motor vehicle without test certificate	737	683	13.71	100.15
Other Group 7 offences	1901.2	2374	47.66	52.40

Midlothian Recorded Crime Overview

Midlothian	5 Year Average	2023/24 Q4	Per 10,000 Q4 2023/24	Detection Rates 2023/24
GROUP 1: NON SEXUAL CRIMES OF VIOLENCE	126.6	208	22.5	67.31
Murder (excluding culpable homicide at common law)	0.6	0	-	-
Culpable homicide (at common law)	0	0	-	-
Culpable homicide (under statute including RTA, sec. 1)	0.6	0	-	-
Attempted murder	2.4	4	0.43	125
Serious assault	43.4	45	4.87	86.67
Robbery and assault with intent to rob	19	23	2.49	86.96
Domestic Abuse (of female)	x	33	3.57	72.73
Domestic Abuse (of male)	x	2	0.22	50
Domestic Abuse (Total)	x	35	3.79	71.43
Cruel & Unnatural treatment of children	22.2	26	2.81	146.15
Threats and extortion	15	59	6.38	3.39
Other group 1 crimes	6.4	16	1.73	68.75
GROUP 2: SEXUAL CRIMES	202	264	28.55	44.7
Rape	35	38	4.11	44.74
Assault w/i to rape or ravish	1	0	-	-
Rape and attempted rape - Total	36	38	4.11	44.74
Sexual assault (pre-SOSA 2009)*	2.6	2	0.22	0
Sexual assault (SOSA 2009)*	56.6	72	7.79	41.67
Lewd & libidinous practices*	19.2	15	1.62	100
Indecent/Sexual Assault - Total	78.4	89	9.63	50.56
Prostitution related crime - Total*	0.2	0	-	-
Taking, distribution, possession of indecent photos of children	11.8	10	1.08	60
Communicating indecently (SOSA 2009)*	20.2	33	3.57	60.61
Communications Act 2003 (sexual)	2.8	3	0.32	33.33
Sexual exposure (SOSA 2009)*	7.4	6	0.65	16.67
Public indecency (common law)	1.4	0	-	-
Other sexual crimes (SOSA 2009)*	26	64	6.92	28.13
Other sexual crimes (non-SOSA 2009)*	2	2	0.22	150
Threatening / Disclosure of intimate image*	15.8	19	2.05	36.84
Other Group 2 crimes	0	0	-	-
Other Group 2 crimes - Total	87.4	137	14.82	40.88
GROUP 3: CRIMES OF DISHONESTY	1837.8	1720	186.03	29.88
Housebreaking (incl. attempts) - dwelling house	83.2	139	15.03	20.14
Housebreaking (incl. attempts) - non dwelling	97.2	67	7.25	13.43
Housebreaking (incl. attempts) - other premises	56.8	57	6.16	43.86
Housebreaking (incl. Attempts) - Total	237.2	263	28.44	23.57
Opening Lockfast Places - Motor Vehicle	32.4	27	2.92	11.11
Theft of a motor vehicle	95	104	11.25	28.85

OFFICIAL

Theft from a Motor Vehicle (Insecure etc.)	80	57	6.16	14.04
Attempt theft of motor vehicle	6.4	4	0.43	25
Motor vehicle crime - Total	213.8	192	20.77	21.88
Opening Lockfast Places - NOT Motor Vehicle	22.4	48	5.19	0
Common theft	425.2	372	40.23	27.15
Theft by shoplifting	617.2	506	54.73	46.25
Fraud	201.2	250	27.04	13.2
Other Group 3 Crimes	120.8	89	9.63	47.19
GROUP 4: FIRE-RAISING, MALICIOUS MISCHIEF etc.	788.4	737	79.71	24.15
Fireraising	43	67	7.25	23.88
Vandalism (including malicious mischief)	685.4	596	64.46	22.15
Reckless conduct (with firearms)	0.4	0	-	-
Culpable and reckless conduct (not with firearms)	56.2	61	6.6	47.54
Other Group 4 Crimes	3.4	13	1.41	7.69
GROUP 5: OTHER (PRO-ACTIVITY) CRIMES	876	815	88.15	93.5
Carrying offensive weapons (incl. restriction)	30.2	30	3.24	86.67
Handling bladed/pointed instrument	28.8	23	2.49	104.35
Offensive weapon (used in other criminal activity)*	20.2	48	5.19	70.83
Bladed/pointed instrument (used in other criminal activity)*	11.4	20	2.16	70
Total offensive/bladed weapons	90.6	121	13.09	80.99
Production, manufacture or cultivation of drugs	11.2	6	0.65	83.33
Supply of drugs (incl. possession with intent)	45.6	38	4.11	86.84
Bringing drugs into prison	0	0	-	-
Supply of drugs - Total	56.8	44	4.76	86.36
Possession of drugs	386.6	211	22.82	92.89
Other drugs offences (incl. importation)	1	2	0.22	0
Total drugs crimes	444.4	257	27.8	91.05
Offences relating to serious and organised crime	0.4	3	0.32	100
Bail offences (other than absconding)	194.6	256	27.69	100
Other Group 5 crimes	146	178	19.25	96.07
GROUP 6: MISCELLANEOUS OFFENCES	1861.6	1835	198.46	70.74
Common Assault	760.8	863	93.34	67.67
Common Assault (of emergency workers)	76.4	69	7.46	110.14
Common Assault - Total	837.2	932	100.8	70.82
Breach of the Peace	21.2	14	1.51	100
Threatening & abusive behaviour	680.4	600	64.89	71.33
Stalking	17	10	1.08	110
BOP, S38 & S39 Crim Just & Lic (S) Act 2010 - Total	718.6	624	67.49	72.6
Racially aggravated harassment/conduct*	18.4	13	1.41	100
Drunk and incapable	7.4	5	0.54	100
Consume alcohol in designated place local bye-law	10.4	9	0.97	100
Other alcohol related offences*	12	4	0.43	100
Drunkenness and other disorderly conduct (TOTAL)	29.8	18	1.95	100
Wildlife offences*	4.6	1	0.11	100

OFFICIAL

Other Group 6 offences	253	247	26.71	61.94
GROUP 7: OFFENCES RELATING TO MOTOR VEHICLES	1321	1738	187.97	84.23
Dangerous driving offences	57.4	46	4.98	82.61
Drink, Drug driving offences incl. Failure to provide a specimen	121	137	14.82	99.27
Speeding offences	34.2	77	8.33	98.7
Driving while disqualified	31	17	1.84	100
Driving without a licence	103.8	106	11.46	100
Failure to insure against third party risks	268.4	296	32.01	100.68
Seat belt offences	16	42	4.54	100
Mobile phone offences	28.4	71	7.68	98.59
Driving Carelessly	118.2	153	16.55	86.27
Drivers neglect of traffic directions (NOT pedestrian crossings)	28.2	171	18.49	98.83
Using a motor vehicle without test certificate	93.8	148	16.01	100
Other Group 7 offences	420.6	474	51.27	48.95