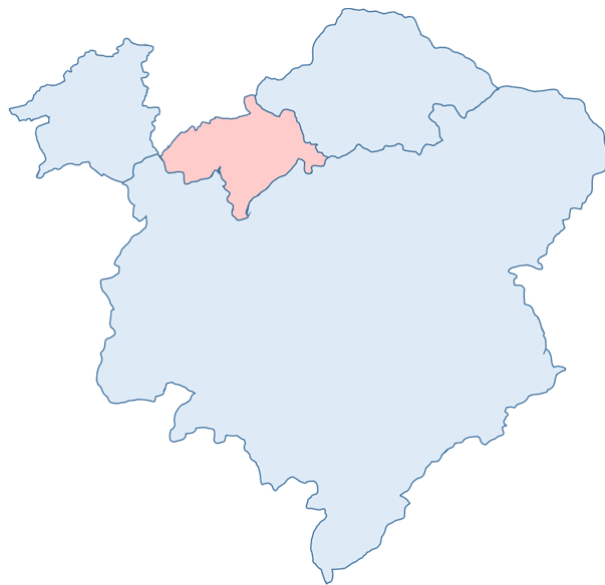




Midlothian Area Command

The Lothians and Scottish Borders



Policy Development and Scrutiny Panel

Quarter 1 – 2019/2020

The data provided in this report is for information purposes only and is not official crime statistics. This report has been generated to allow Partnership Members to conduct their scrutiny responsibilities. Due to delayed reporting or recording of crimes, incidents or road accidents and the management of crime enquiries, there is likely to be differences between the information in this report and the final Police Scotland statistics. It would not be appropriate to refer to, quote or use any data in this report as official statistics.



Our Vision

Sustained excellence in service and protection.

Our Purpose

To improve the safety and wellbeing of people, places and communities in Scotland.

Our Values

Integrity, Fairness and Respect.

Contents of Report

Lothian and Scottish Borders Division Policing Priorities	4
Introduction	5
 <u>Crime Data</u>	
<i>Lothian and Scottish Borders Divisional Crime Overview</i>	6
<i>Midlothian Crime Overview</i>	7
<i>Performance Summary Report</i>	8
 <u>Executive Summary</u>	
<i>Tackling Substance Misuse</i>	
- <i>Tackling Substance Misuse</i>	9
<i>Protecting People</i>	
- <i>Missing Persons</i>	10-11
- <i>Dishonesty (Group 3)</i>	12
- <i>Domestic Abuse</i>	13
- <i>Racially Aggravated Conduct</i>	14-15
- <i>Sexual Crime (Group 2)</i>	16
<i>Reducing Violence</i>	
- <i>Crimes of Violence (Group 1)</i>	17-18
<i>Making our Roads Safer</i>	
- <i>Road Safety</i>	19
<i>Reducing Anti-Social Behaviour</i>	
- <i>Reducing Anti-Social Behaviour</i>	20
<i>Tackling Serious & Organised Crime</i>	
- <i>Tackling Serious & Organised Crime and Counter Terrorism</i>	21
<i>Reducing Housebreaking</i>	
- <i>Reducing Housebreaking</i>	22-23
 <u>Other Quarterly Activity</u>	
<i>Midlothian CAT team – Q1 Update</i>	24-25



**POLICE
SCOTLAND**
Keeping people safe
POILEAS ALBA

J Division Policing Priorities 2019/20



West Lothian

1. Protecting People
2. Reducing Antisocial Behaviour
3. Reducing Violence
4. Tackling Substance Misuse
5. Road Safety
6. Tackling Serious and Organised Crime
7. Tackling Acquisitive Crime

East Lothian

1. Reducing Antisocial Behaviour
2. Tackling Substance Misuse
3. Reducing Violence
4. Protecting People
5. Tackling Serious and Organised Crime
6. Making our Roads Safer
7. Reducing Housebreaking

Local Area Command Priorities

Scottish Borders

1. Protecting People
2. Reducing Violence, Disorder & Antisocial Behaviour
3. Tackling Substance Misuse
4. Road Safety
5. Tackling Serious Organised Crime
6. Tackling Acquisitive Crime

Midlothian

1. Tackling Substance Misuse
2. Protecting People
3. Reducing Violence
4. Making our Roads Safer
5. Reducing Antisocial Behaviour
6. Tackling Serious and Organised Crime
7. Reducing Housebreaking

J DIVISION PRIORITIES FOR POLICING

ENABLE, empower and develop our PEOPLE through the provision of support, training and the delivery of effective change

Work together with LOCAL communities and partners, to deliver a quality service which responds to their needs by;

- Protecting the most vulnerable people
- Reducing Violence & Anti-social behaviour
- Tackling Serious & Organised Crime
- Improving Road Safety
- Tackling Acquisitive Crime

Protecting vulnerable People

Supporting people considered vulnerable and working with partners to reduce harm

Working with communities

Engaging with the public and communities to build resilience and prevent crime

POLICE SCOTLAND PRIORITIES FOR

POLICING

Tackling cyber related Crime

Building Capability to address the threat from cyber related crime

Support for operational Policing

Delivering change that enables our people to deliver an effective and sustainable service

Introduction

Crimes and offences are grouped under recognised categories for statistical purposes. The Scottish Government defines these categories, as follows;

- Group 1 – Non Sexual Crimes of Violence
- Group 2 – Sexual Crimes
- Group 3 – Crimes of Dishonesty
- Group 4 – Fire-raising, Malicious Mischief etc.
- Group 5 – Other (Pro-activity) Crimes
- Group 6 – Miscellaneous Offences
- Group 7 - Offences Relating to Motor Vehicles

Police Scotland publishes management information on an annual and quarterly basis by local authority and police division, as well as at a national level. These reports are produced to demonstrate Police Scotland's commitment to transparency. Police Scotland publishes all of these reports on the 'Our Performance' section of the Police Scotland website.

The reports can be accessed here: <http://www.scotland.police.uk/about-us/our-performance/>

The Midlothian Policing Plan uses the following Police performance indicators, and these have been mirrored in the Scrutiny Report to maintain parity of understanding:

1. Tackling Substance Misuse
2. Protecting People
3. Reducing Violence
4. Making our Roads Safer
5. Reducing Antisocial Behaviour
6. Tackling Serious and Organised Crime
7. Reducing Housebreaking

All figures quoted in this report are for the period April 2019 to June 2019 and are compared against the same reporting period from the previous year. Where figures are quoted on rate per 10,000 population, these are based on Midlothian's population of **91,340 in 2018** (Scottish Government figures, published April 2019).

Lothian and Scottish Borders Divisional Crime Overview

Lothian and Scottish Borders Division	2018/19 Q1	2019/20 Q1	Per 10,000 Q1 2019/20	Detection Rates 2019/20
TOTAL CRIMES AND OFFENCES (GROUPS 1 - 7)	9 323	9 593	196.84	60.0
TOTAL CRIMES (GROUPS 1 - 5)	4 956	5 099	104.62	46.2
OVERALL VIOLENT CRIME	1 180	1 275	26.16	62.6
TOTAL OFFENCES (GROUPS 6 - 7)	4 367	4 494	92.21	75.6
GROUP 1: NON SEXUAL CRIMES OF VIOLENCE	112	155	3.18	74.8
Murder (excluding culpable homicide at common law)	-	1	0.02	0.0
Attempted murder	2	3	0.06	66.7
Serious assault	59	74	1.52	75.7
Robbery and assault with intent to rob	16	24	0.49	70.8
Domestic Abuse (of female)	-	13	0.27	100.0
Domestic Abuse (Total)	-	13	0.27	100.0
Cruel & Unnatural treatment of children	22	25	0.51	72.0
Threats and extortion	6	10	0.21	70.0
Other group 1 crimes	6	4	0.08	50.0
GROUP 2: SEXUAL CRIMES	240	265	5.44	42.3
Rape	45	42	0.86	45.2
Assault w/i to rape or ravish	3	2	0.04	0.0
Rape and attempted rape - Total	48	44	0.90	43.2
Sexual assault (pre-SOSA 2009)*	3	6	0.12	83.3
Sexual assault (SOSA 2009)*	67	70	1.44	31.4
Lewd & libidinous practices*	24	43	0.88	51.2
Indecent/Sexual Assault - Total	94	119	2.44	41.2
Communicating indecently (SOSA 2009)*	22	18	0.37	55.6
Communications Act 2003 (sexual)	3	5	0.10	40.0
Sexual exposure (SOSA 2009)*	7	11	0.23	45.5
Public indecency (common law)	9	3	0.06	66.7
Other sexual crimes (SOSA 2009)*	33	32	0.66	18.8
Other sexual crimes (non-SOSA 2009)*	4	5	0.10	40.0
Threatening / Disclosure of intimate image*	11	14	0.29	35.7
GROUP 3: CRIMES OF DISHONESTY	2 286	2 480	50.89	32.1
Housebreaking (incl. attempts) - dwelling house	107	113	2.32	33.6
Housebreaking (incl. attempts) - non dwelling	69	81	1.66	19.8
Housebreaking (incl. attempts) - other premises	146	89	1.83	19.1
Housebreaking (incl. Attempts) - Total	322	283	5.81	25.1
Opening Lockfast Places - Motor Vehicle	71	73	1.50	8.2
Theft of a motor vehicle	120	118	2.42	36.4
Theft from a Motor Vehicle (Insecure etc)	186	176	3.61	15.9
Attempt theft of motor vehicle	12	8	0.16	0.0
Motor vehicle crime - Total	389	375	7.69	20.5
Opening Lockfast Places - NOT Motor Vehicle	22	34	0.70	14.7
Common theft	622	715	14.67	18.0
Theft by shoplifting	674	685	14.06	56.2
Fraud	124	208	4.27	26.4
GROUP 4: FIRE-RAISING, MALICIOUS MISCHIEF etc	1 089	1 040	21.34	24.4
Fireraising	54	59	1.21	23.7
Vandalism (including malicious mischief)	990	937	19.23	23.5
Culpable and reckless conduct (not with firearms)	44	42	0.86	45.2
GROUP 5: OTHER (PRO-ACTIVITY) CRIMES	1 229	1 159	23.78	93.2
Total offensive/bladed weapons	130	162	3.32	88.3
Total drugs crimes	772	645	13.23	94.3
GROUP 6: MISCELLANEOUS OFFENCES	2 438	2 649	54.35	70.7
Common Assault - Total	1 103	1 173	24.07	61.6

Midlothian Recorded Crime Overview

Midlothian	2018/19 Q1	2019/20 Q1	Per 10,000 Q1 2019/20	Detection Rates 2019/20
TOTAL CRIMES AND OFFENCES (GROUPS 1 - 7)	2 047	1 940	218.94	59.5
TOTAL CRIMES (GROUPS 1 - 5)	1 207	1 082	122.11	49.4
OVERALL VIOLENT CRIME	226	253	28.55	58.9
TOTAL OFFENCES (GROUPS 6 - 7)	840	858	96.83	72.4
GROUP 1: NON SEXUAL CRIMES OF VIOLENCE	17	42	4.74	76.2
Murder (excluding culpable homicide at common law)	-	-	-	x
Attempted murder	1	-	-	x
Serious assault	5	18	2.03	88.9
Robbery and assault with intent to rob	1	4	0.45	75.0
Domestic Abuse (of female)	-	1	0.11	100.0
Domestic Abuse (Total)	-	1	0.11	100.0
Cruel & Unnatural treatment of children	7	17	1.92	64.7
Threats and extortion	1	1	0.11	100.0
Other group 1 crimes	2	1	0.11	0.0
GROUP 2: SEXUAL CRIMES	51	60	6.77	36.7
Rape	14	8	0.90	87.5
Assault w/i to rape or ravish	-	-	-	x
Rape and attempted rape - Total	14	8	0.90	87.5
Sexual assault (pre-SOSA 2009)*	1	2	0.23	50.0
Sexual assault (SOSA 2009)*	12	15	1.69	0.0
Lewd & libidinous practices*	2	16	1.81	25.0
Indecent/Sexual Assault - Total	15	33	3.72	15.2
Communicating indecently (SOSA 2009)*	5	5	0.56	60.0
Communications Act 2003 (sexual)	-	-	-	x
Sexual exposure (SOSA 2009)*	2	-	-	x
Public indecency (common law)	5	-	-	x
Other sexual crimes (SOSA 2009)*	7	7	0.79	14.3
Other sexual crimes (non-SOSA 2009)*	-	-	-	x
Threatening / Disclosure of intimate image*	3	1	0.11	0.0
GROUP 3: CRIMES OF DISHONESTY	619	491	55.41	31.2
Housebreaking (incl. attempts) - dwelling house	34	23	2.60	21.7
Housebreaking (incl. attempts) - non dwelling	31	31	3.50	6.5
Housebreaking (incl. attempts) - other premises	28	18	2.03	22.2
Housebreaking (incl. Attempts) - Total	93	72	8.13	15.3
Opening Lockfast Places - Motor Vehicle	8	9	1.02	0.0
Theft of a motor vehicle	38	18	2.03	61.1
Theft from a Motor Vehicle (Insecure etc)	58	31	3.50	6.5
Attempt theft of motor vehicle	1	1	0.11	0.0
Motor vehicle crime - Total	105	59	6.66	22.0
Opening Lockfast Places - NOT Motor Vehicle	5	9	1.02	22.2
Common theft	144	117	13.20	23.1
Theft by shoplifting	198	164	18.51	42.1
Fraud	33	32	3.61	46.9
GROUP 4: FIRE-RAISING, MALICIOUS MISCHIEF	230	226	25.51	24.3
Fireraising	8	5	0.56	40.0
Vandalism (including malicious mischief)	214	213	24.04	22.1
Culpable and reckless conduct (not with firearms)	8	8	0.90	75.0
GROUP 5: OTHER (PRO-ACTIVITY) CRIMES	290	263	29.68	103.4
Total offensive/bladed weapons	32	35	3.95	114.3
Total drugs crimes	176	156	17.61	105.1
GROUP 6: MISCELLANEOUS OFFENCES	517	531	59.93	72.7
Common Assault - Total	219	231	26.07	56.3

Midlothian Performance Summary

Midlothian Performance Summary Report Reporting Period: April - June



Total Crime: (Group1-5) 1,082

Crime Decrease: -10.3%

**Crimes
Recorded**

-10.3 %



1,082 (107 fewer)

**Common
Assault**

5.5 %



231 (12 more)

Dishonesty

-20.7 %



491 (128 fewer)

**Crimes of
Violence**

12 %



(27 more)

**Serious
Assault**
Detection rate
UP 28.9 %



(Q1 88.9%)

**Sexual
Crime**
17.7 %



(9 more)

**Road Traffic
Casualties**
- 42.5 %



(18 fewer)

**Serious
Assault**
260 %



(13 more)

Rape
Detection rate
UP 80.4 %



(Q1 87.5%)

**The Lothians and
Scottish Borders Division**

Housebreaking


-22.6 %




(21 fewer)

Executive Summary

Tackling Substance Misuse


Tackling Substance Misuse	Executive Summary			
Drug Supply, Production & Cultivation 				
	Q1 2018/19	Q1 2019/20	Change	TYTD Per 10,000 population
	13	13	0	1.4
<p>*Total crimes in relation to drugs supply, Production and Cultivation</p> <p>The communities of Midlothian have highlighted that Tackling Substance Misuse is a significant priority and this is reflected in the Midlothian Area Command Policing Priorities (Tackling Substance Misuse) and the wider Lothians & Scottish Borders Policing Priorities.</p> <p>When comparing Q1 2019/20 crimes in relation to drugs supply, production and cultivation, with those from Q1 2018/19 it can be seen that these have remained static. However, local policing teams continue to respond to intelligence in relation to drug misuse.</p> <p>To ensure Police Scotland remain focused on Tackling Substance Misuse the following activity takes place;</p> <ul style="list-style-type: none"> • MCAT continue to play a proactive role in Tackling Substance Misuse. Acting on intelligence they thereafter target their individuals. • Midlothian Response and Community officers are supplied an electronic briefing at the beginning of every shift. This ensures that they are fully up to date with the intelligence picture in their area. • The Midlothian CPT continue to host mobile drop in/ surgeries in a continued effort to increase community engagement. • Youth Community Officers continue to deliver interactive drugs inputs to 3rd year High schools utilising Choices for life resources. 				


Protecting People	Executive Summary																	
<div>Missing Persons</div> <div></div>	<table><tr><th>Q1 2018/19</th><th>Q1 2019/20</th><th>Change</th><th>TYTD Per 10,000 population</th></tr><tr><td>233</td><td>213</td><td>-8.5%</td><td>23.3</td></tr></table>				Q1 2018/19	Q1 2019/20	Change	TYTD Per 10,000 population	233	213	-8.5%	23.3						
	Q1 2018/19	Q1 2019/20	Change	TYTD Per 10,000 population														
	233	213	-8.5%	23.3														
	<table><tr><th colspan="2">YPU Repeat Locations – Q1 2019/20</th></tr><tr><th>Location</th><th>Missing Person Incidents</th></tr><tr><td>Woodburn YPU</td><td>11</td></tr><tr><td>Gorebridge Close Support Unit</td><td>9</td></tr></table>				YPU Repeat Locations – Q1 2019/20		Location	Missing Person Incidents	Woodburn YPU	11	Gorebridge Close Support Unit	9						
	YPU Repeat Locations – Q1 2019/20																	
	Location	Missing Person Incidents																
	Woodburn YPU	11																
	Gorebridge Close Support Unit	9																
	<table><tr><th colspan="2">Multi Member Ward</th></tr><tr><td>Midlothian South</td><td>40</td></tr><tr><td>Dalkeith</td><td>40</td></tr><tr><td>Bonnyrigg</td><td>39</td></tr><tr><td>Midlothian West</td><td>36</td></tr><tr><td>Midlothian East</td><td>35</td></tr><tr><td>Penicuik</td><td>23</td></tr></table>				Multi Member Ward		Midlothian South	40	Dalkeith	40	Bonnyrigg	39	Midlothian West	36	Midlothian East	35	Penicuik	23
	Multi Member Ward																	
Midlothian South	40																	
Dalkeith	40																	
Bonnyrigg	39																	
Midlothian West	36																	
Midlothian East	35																	
Penicuik	23																	
<p>The Lothians & Scottish Borders (J) Division and the communities of Midlothian recognise that protecting people, particularly those considered vulnerable, as a policing priority. Within the remit of protecting people is the work and investigations carried out to trace people who are reported missing. To put the scale of this work into context;</p> <ul style="list-style-type: none">- Police Scotland, on an annual basis undertake over 22,000 investigations into missing people.- In the Lothians and Scottish Borders Division this equates to the following; <p>Year 2017 / 2018 – 3583 missing person investigations Year 2018 / 2019 – 4234 missing person investigations</p> <ul style="list-style-type: none">- In Midlothian this equates to the following; <p>Year 2017 / 2018 – 804 missing person investigations Year 2018 / 2019 – 902 missing person investigations</p> <p>Missing Person enquiries continue to be one of our most resource intensive incidents. As an average for Q1, 2.3 missing person incidents were reported to police in Midlothian daily.</p> <ul style="list-style-type: none">• Positively only 9 missing person incidents were created for schools in Midlothian during Q1.• One of our 213 missing persons was recovered deceased in Q1 2019/20.																		


Recognising the vulnerability associated with missing people, particularly those that are young or suffering from mental health challenges, Police Scotland has adopted a rigorous investigation structure and management approach to missing person incidents. The grading for missing persons range between low, medium and high, however the risk is continually assessed.

It is assessed that further partnership work could assist in the appropriate allocation of resources to those missing person incidents with the most vulnerability.

An example is that a Missing Person Pilot commenced at Woodburn Young Person Unit, Dalkeith. This was following a review in relation to reporting, recording and return of missing persons from the unit. Prior to the pilot it was identified that staff at the unit rather than Police officers were more appropriate personnel to carry out return interviews, with the results then subsequently being shared with police. It has now been agreed to extend the pilot to Ladybrae, Gorebridge who will adopt the new process, this was scheduled for the 1st August 2019, however has been delayed and is now scheduled to commence in the next several weeks.

Protecting People	Executive Summary											
<div>Dishonesty (group 3)</div> <div></div>	<table><tr><th>Q1 2018/19</th><th>Q1 2019/20</th><th>Change</th><th>TYTD Per 10,000 population</th></tr><tr><td>619</td><td>491</td><td>-20.7%</td><td>53.8</td></tr></table>				Q1 2018/19	Q1 2019/20	Change	TYTD Per 10,000 population	619	491	-20.7%	53.8
	Q1 2018/19	Q1 2019/20	Change	TYTD Per 10,000 population								
619	491	-20.7%	53.8									
<p>Tackling Acquisitive Crime, and as such working to Protect People by reducing the impact (both financial and personal) it has on our communities’ remains a priority for the Lothians & Scottish Borders (J) Division and Midlothian. Given the wide range of ‘acquisitive crimes’ this priority is covered in 2 sections within this report;</p> <p>Dishonesty (which is covered in this section) Housebreaking (which is covered on pages 22-23)</p> <p>During the Q1 2019/2020 Group 3 crimes has decreased by 128 (-20.7%) when compared to last year’s reporting period. (This overall figure incorporates housebreaking crimes).</p> <p>Further breakdown of the data provided in the table above yields the following;</p> <ul style="list-style-type: none">• Almost all crime types are showing a reduction, which is against the trend of other local authority areas.• There has been 0 bogus caller tagged crimes for Q1 2019/20.• Fraud has seen a reduction of 3% (1 fewer victim) when compared to the same reporting period last year.• Motor vehicle crime has reduced by 43.8% or 46 fewer victims, when compared to the same reporting period last year.• The Group 3 detection rate sits at 31.2% at the end of Q1. This has fallen by 6.9% on Q1 last year. It is also below the 3 and 5 year average. <p>During the reporting period police in J Division and Midlothian carried out the following preventative work;</p> <ul style="list-style-type: none">• Continue to deliver Shut Out Scammers, a high profile national campaign, delivered locally to tackle all forms of bogus callers and associated doorstep crime.• Use of social media to highlight scams and deliver pertinent advice and information to members of the community.• Continue to take part in Straiton Shopwatch, holding regular meetings with retailers and retailers against crime staff the last meeting was held in May 2019, radio link used by retailers and police is now in place to assist in detecting and deterring offenders. The retail park is also included in the Midlothian Weekend Plan for targeted patrols to be carried out during busy periods.• Bike Marking Events carried out to tackle reported bike thefts in Midlothian.												

Protecting People	Executive Summary						
<div>Domestic Abuse Incidents</div> <div></div>	<table><tr><th>Q1 2018/19</th><th>Q1 2019/20</th><th>Change</th></tr><tr><td>312</td><td>299</td><td>-4.2%</td></tr></table> <p>Supporting victims of Domestic Abuse and pursuing perpetrators remains a key priority for Police Scotland, J Division and officers across Midlothian.</p> <p>During Q1 2019/20 period there were 299 domestic incidents reported to police, which equates to a marginal decrease of 13 incidents from the same period last year.</p> <p>The detection rate for Domestic crimes for Q1 was 73.6%.</p> <ul style="list-style-type: none">Section 1 Domestic Abuse Scotland Act was introduced at the beginning on Q1. This is classed as a Group 1 crime. The crime takes into consideration offenders who follow a pattern of coercive and controlling behaviour. During Q1 3 crimes under the terms of Section1 of the aforementioned act have been recorded. <p>In terms of preventative activity the following points are highlighted:</p> <ul style="list-style-type: none">The Midlothian MATAAC, which is a regular local meeting where information is shared about domestic abuse perpetrators who pose the highest risk, continues to be a feature of partnership prevention activity. The objective of MATAAC is to protect people at risk of harm through the targeting of perpetrators.The Disclosure Scheme for Domestic Abuse Scotland has two main triggers for disclosure – <p>The Right to Ask is open to anyone who has concerns about a new partner’s abusive past or has concerns about another person’s new partner. An example of this would be a parent concerned about their child’s new partner.</p> <p>The Power to Tell is when we receive information or intelligence about the safety of a person who may be at risk.</p> <p>Domestic Abuse incidents remaining a focus and whilst we look to support victims, some of the following activity is of note;</p> <ul style="list-style-type: none">Domestic Abuse Matters (Scotland) training is still ongoing, the majority of Midlothian officers have undertaken the training.Proactive bail checks continue to be robustly enforced.We continue to refer victims to partner agencies who can supply that additional support.	Q1 2018/19	Q1 2019/20	Change	312	299	-4.2%
Q1 2018/19	Q1 2019/20	Change					
312	299	-4.2%					


Protecting People	Executive Summary								
<div>Racially Aggravated Conduct</div> <div></div>	<table><tr><th>Q1 2018/19</th><th>Q1 2019/20</th><th>Change</th><th>TYTD Per 10,000 population</th></tr><tr><td>20</td><td>19</td><td>-5%</td><td>2.1</td></tr></table> <p>Please note that in respect of recorded Hate Crimes, this section only includes;</p> <ul style="list-style-type: none">• CRIM LAW CONSOLID 1995 S50A(1)(B)&(5)CAUSE DISTRESS & ALARM• RACIALLY AGGRAVATED HARASSMENT (CRIMINAL LAW (CONSOLIDATION) (S) ACT 1995 S50A(1)(A)) RACIST <p>Official Hate Crime statistics include all crime types which have a hate crime aggravator added to the crime. The aggravators are as follows:</p> <ul style="list-style-type: none">• Disability• Race• Religion or belief• Sexual Orientation• Transgender Identity <p>A hate crime is “any crime which is perceived by the victim or any other person to be motivated (wholly or partly) by malice and ill-will towards a social group”.</p> <p>There has been a 5% reduction when comparing reporting periods, which is an equivalent of 1 less crime.</p> <p>The detection rate is 70.6%, which is a 4.4% reduction when making the same comparison.</p> <p>For further information on Hate Crime you can visit the Police Scotland website via the following link:</p> <p>https://www.scotland.police.uk/whats-happening/campaigns/2019/hate-crime-2019/</p>	Q1 2018/19	Q1 2019/20	Change	TYTD Per 10,000 population	20	19	-5%	2.1
Q1 2018/19	Q1 2019/20	Change	TYTD Per 10,000 population						
20	19	-5%	2.1						


It is known that some victims and witnesses of Hate Crime do not feel comfortable reporting the matter directly to police. To minimise underreporting, Police Scotland work in partnership with a variety of agencies who perform the role of Third Party Reporting Centres. These partners have been trained to assist people in submitting a report to the police, or they can make a report on their behalf. We will continue to raise awareness of hate crime and Third Party Reporting Centres through social media and national initiatives such as Keep Safe.

There are over 400 third party reporting sites across Scotland.

Hate Crime in Midlothian can be reported to police via phone number 101 or Third Party Reporting as follows;

Midlothian Third Party Reporting Contacts		
Dalkeith Library	2 White Hart Street, Dalkeith, Midlothian, EH22 1AE	0131 663 2083
Dalkeith Citizen Advice Bureau	8 Buccleuch Street, Dalkeith, EH22 1HA	0131 654 9059
Dalkeith Midlothian Women's Aid	29A Eskbank Road, Dalkeith, Midlothian, EH22 1HJ	0131 6639827
Danderhall Library	1a Campview, Danderhall, Midlothian, EH22 1QB	0131 663 9293
East & Midlothian Travellers Site	Old Dalkeith Colliery, Dalkeith	0131 654 2095
Gorebridge Library	98 Hunterfield Road, Gorebridge, Midlothian, EH22 4TT	01875 820 630
Lasswade Library	The Lasswade Centre, 19 Eskdale Drive, Bonnyrigg, Midlothian, EH19 2LA	0131 271 4534
Loanhead Library	George Library, Loanhead, Midlothian, EH20 9LA	0131 440 0824
Mayfield Library	Stone Avenue, Mayfield, Midlothian, EH22 5PB	0131 663 2126
Midlothian Council Fairfield House	8 Lothian Road, Dalkeith, EH22 3AA	0131 271 6677
MPEG - Midlothian Peoples Equality Group	(Telephone only)	0131 663 9609
Newtongrange Library	St David's, Newtongrange, Midlothian, EH22 4LG	0131 663 1816
Penicuik Citizen Advice Bureau	14A John Street, Penicuik, EH26 8AB	01968 675 259
Penicuik Midlothian's Women Aid	10 Carnethy Avenue, Penicuik, EH26 8AR	01968 670 970
Penicuik Library	Penicuik Centre, Carlops Road, Penicuik, Midlothian	01968 664 050
St Joseph's Services	72 Carnethie Street, Rosewell, EH24 9AR	0131 440 7200

Protecting People	Executive Summary			
Sexual Crimes (Group 2) 	Q1 2018/19	Q1 2019/20	Change	TYTD Per 10,000 population
	51	60	17.6%	6.77
<p>*Total number of group 2 crimes recorded.</p> <p>Tackling criminality that poses the greatest threat and risk is, and will always be, a priority for officers in Midlothian. Rape and Sexual Crime is an area of focus in terms of providing confidence to report, undertaking professional investigations, providing victim support, pursuing perpetrators and managing offenders.</p> <p>A Q1 comparison between last year and this year for Sexual Crime in Midlothian shows the following;</p> <ul style="list-style-type: none"> • 17.6% increase in Sexual Crime (Group 2) • -43% reduction in Rape and Attempt Rape • Group 2 Detection rate improvement of 11.2% • Rape and Attempt Rape Detection rate improvement of 80.4% <p>The crime showing the largest increase for Q1 is Indecent and Sexual Assault's. These crime types have risen by 120%, 15 recorded in Q1 last year and 33 recorded in Q1 this year. The increase in reporting is assessed to be, in part, as a result of improved confidence in reporting.</p> <p>Partnership working is critical when dealing with Sexual Crime reported. The support offered to victims of Sexual Crime by partner agencies is essential and we continue to refer victims to these agencies. We know that Rape and Sexual Crime remains under reported and it is only through that work with partners can we help to give victims that confidence to report.</p>				

Reducing Violence	Executive Summary					
<div>Crimes of Violence (Group 1)</div> <div></div>	Crime Type	Q1 2018/19	Q1 2019/20	Change	TYTD Per 10,000 population	Q1 2019/20 Detection Rate
	Group 1	17	42	147.1%	4.74	76.2%
	Serious Assault	5	18	260%	2.03	88.9%
	Robbery	1	4	300%	0.45	75%
	Common Assault	219	231	5.5%	26.07	56.3%
	*Common assaults not recorded as group 1 crimes.					
	Aggravator	Group 1	Serious Assault	Robbery	Common Assault	
	Domestic	2	1	0	79	
	Alcohol	8	5	1	53	
	Weapon	9	7	1	46	
*Please note that crimes can have more than 1 aggravator. So a crime could be listed twice.						
<p>Reducing violence is a policing priority for the Midlothian local authority area and the wider Lothian & Scottish Borders (J) Division of Police Scotland. We all recognise the impact violence has in our communities and the desire from these communities that we collectively work to make a difference.</p>						
<p>The most significant increases in respect of recorded crime in Midlothian has been crimes of violence. The following headlines report;</p>						
<ul style="list-style-type: none">• Group 1 crime up 25 crimes (147.1%)• Serious Assault recorded crime up 13 crimes (260%)• Robbery recorded crime up 3 crimes (300%)• Common assault recorded crime up 12 crimes (5.5%)						
<p>Within the data supplied in this report the following points are worthy of note and help to inform our collective approach to reducing violence.</p>						
<ul style="list-style-type: none">• 23 of the Group 1 crimes recorded were in Public Space, which equates to 54.7% of Group 1 violent crimes being committed in Public Space.• 7 of the Serious Assaults recorded have a Weapon aggravator, which equates to 38.8% of Serious Assaults involving a Weapon.• Due to the low numbers included in Robbery, the increase is showing at 300%.						

- Detection rates for Group 1 (76.3%), Serious Assault (88.9%) and Robbery (75%) remain healthy, however work continues to bring more suspects to justice.
- Section 1 Domestic Abuse Act Scotland, is recorded as a Group 1 crime. Midlothian recorded 1 crime during the reporting period.
- **Detection rate for Common Assault at Week 19 now sits at 63.8%. An improvement of 7.5% since Q1.**


The Lothians and Scottish Borders Division is proactively working to reduce violence through a variety of methods;


- Under the banner of Operation Parejos, J Division established a dedicated resource to investigate violent crime and target offenders. A variety of Prevention, Intelligence Gathering and Enforcement opportunities were progressed during Q1, and continue to be pursued. This activity seeks to bring suspects to justice and as a by-product improve detection rates.
- Implementation of Violence Reduction plans across J Division, including in Midlothian, where officers deploy with an intelligence-led focus on licensed premises and open-space violence in higher tariff areas. Interventions and targeted disruption activities, such as proactive bail checks, are also being carried out with violent offenders to deter further criminality. This activity seeks to reduce violence.
- Pub Watch is being reintroduced in Bonnyrigg. This scheme was run a number of years ago however it ended. The intention is to formally publicise the Pub Watch in the Midlothian Advertiser in the near future. This is excellent progress and will assist in tackling alcohol related violence and Anti-Social Behaviour in the area.


It is however clear that collective partnership working is ongoing across Midlothian to address crimes of violence and as we move forward it is assessed that a number of areas can, and should, be explored further namely:


- A collective approach to **support and enhance the Best Bar None** project across Midlothian;
- Work collectively with the Local Authority and License holders to minimise alcohol related violence across our communities;

Through analysis identify the maximum opportunities for the utilisation of resource used to support the night time economy such as 'street work' and the potential introduction of Taxi Marshalls.

Making our Roads Safer	Executive Summary																																																							
<div>Road Casualties</div> <div></div>	<table><thead><tr><th></th><th>Q1 2018/19</th><th>Q1 2019/20</th><th>Change</th></tr></thead><tbody><tr><td>Fatal</td><td>0</td><td>0</td><td>0%</td></tr><tr><td>Serious</td><td>6</td><td>1</td><td>-83%</td></tr><tr><td>Slight</td><td>31</td><td>20</td><td>-35%</td></tr></tbody></table> <table><thead><tr><th></th><th>Q1 2018/19</th><th>Q1 2019/20</th><th>Change</th></tr></thead><tbody><tr><td>Dangerous driving</td><td>12</td><td>13</td><td>8.3%</td></tr><tr><td>Speeding</td><td>9</td><td>5</td><td>-44%</td></tr><tr><td>Disqualified driving</td><td>10</td><td>11</td><td>10%</td></tr><tr><td>Driving Licence</td><td>32</td><td>23</td><td>-28%</td></tr><tr><td>Insurance</td><td>81</td><td>67</td><td>-17%</td></tr><tr><td>Seat Belts</td><td>0</td><td>1</td><td>100%</td></tr><tr><td>Mobile Phone</td><td>5</td><td>6</td><td>20%</td></tr><tr><td>Drink/Drug Driving Detections</td><td>33</td><td>20</td><td>-39.4%</td></tr></tbody></table> <p>Over the reporting period there were 0 fatalities in Midlothian. Overall all road casualties reduced by 42.5%. This reduction was driven by;</p> <ul style="list-style-type: none">• 83% reduction in serious road injuries• 35% reduction in slight road injuries <p>We continued to support National Roads Safety campaigns, and have further plans mapped through to the end of the reporting year.</p> <p>In the summer months Midlothian Police assisted with the National Drink/Drug Drive Campaign carried out and Op Close Pass road safety initiative, which was carried out in Penicuik.</p>					Q1 2018/19	Q1 2019/20	Change	Fatal	0	0	0%	Serious	6	1	-83%	Slight	31	20	-35%		Q1 2018/19	Q1 2019/20	Change	Dangerous driving	12	13	8.3%	Speeding	9	5	-44%	Disqualified driving	10	11	10%	Driving Licence	32	23	-28%	Insurance	81	67	-17%	Seat Belts	0	1	100%	Mobile Phone	5	6	20%	Drink/Drug Driving Detections	33	20	-39.4%
	Q1 2018/19	Q1 2019/20	Change																																																					
Fatal	0	0	0%																																																					
Serious	6	1	-83%																																																					
Slight	31	20	-35%																																																					
	Q1 2018/19	Q1 2019/20	Change																																																					
Dangerous driving	12	13	8.3%																																																					
Speeding	9	5	-44%																																																					
Disqualified driving	10	11	10%																																																					
Driving Licence	32	23	-28%																																																					
Insurance	81	67	-17%																																																					
Seat Belts	0	1	100%																																																					
Mobile Phone	5	6	20%																																																					
Drink/Drug Driving Detections	33	20	-39.4%																																																					

Reducing Antisocial Behaviour	Executive Summary			
	Q1 2018/19	Q1 2019/20	Change	TYTD Per 10,000 population
	1,554	1,530	-1.5%	167.5
	<p>*Total number of public reported ASB incidents.</p> <p>The number of reported Anti-social behaviour incidents reduced by 1.5% compared to the 2018/19 Q1 period. This is a reduction of 24 incidents.</p> <p>Planning is in place as we leave the summer months and head towards Bonfire season. Linked directly to public space disorder, violence and alcohol misuse, Community and Response officers are directed in an intelligence led way to priority locations.</p> <p>There has been a continued focus on licensed premise visits. Through our Midlothian Violence Reduction plan, we identify any problem hotspots and refresh tasking for officers who are working in Midlothian at the problem times identified.</p> <p>We are continuing to recruit licensed premises to be part of the Best Bar None initiative in an effort to further reduce anti-social behaviour and violence in our communities.</p> <p>In Q1 engagement with local licensed premises was undertaken in relation to refreshed local violence plans. A number of premises took positive action to assist in the weekend night time economy.</p> <p>Some crimes which could be classed as ASB related have shown reductions over this reporting period as follows;</p> <ul style="list-style-type: none"> - Fire-raising, down 3 crimes -38% reduction - Vandalism, down 1 crime -0.5% reduction - Drunkenness and other disorderly conduct, down 9 crimes -45% reduction 			

Tackling Serious and Organised Crime and Counter Terrorism	Executive Summary
<p data-bbox="129 483 322 544">National Terror Threat - SEVERE</p> 	<p data-bbox="375 517 1430 544">The National Terror Threat Level remains at SEVERE meaning an attack is highly likely.</p> <p data-bbox="375 591 1489 725">The Counter Terrorism Liaison Officer for J Division has provided WRAP – Workshop to Raise Awareness of Prevent training to the Midlothian School Link Officers and Concern Hub staff at Dalkeith. This has resulted in increased confidence to report appropriate concerns to the Prevent Delivery Unit East.</p> <p data-bbox="375 772 1489 940">In June a Crime Scene Preservation and Counter Terrorism Workshop was run in Midlothian in conjunction with the National Licenced Trade Partnership and Best Bar None. The workshop was aimed at staff working in licenced premises and provided advice in line with the National Counter Terrorism Security Office (NaCTSO) guidance for crowded places and the night time economy. This event was well attended.</p> <p data-bbox="375 987 1489 1084">Police Scotland were involved in the Midlothian Prevent Peer Review which took place in May. This highlighted strong links between police and Midlothian Council to robustly tackle extremism concerns raised in the Midlothian area. These processes continue to work well.</p> <p data-bbox="375 1131 1489 1368">The J Division CTLO continues to work on a leaflet designed to offer advice to parents who may be concerned about their child becoming involved in extremism. This leaflet arose from a working group set up by partners involved in Lothian and Scot Borders Multi Agency Contest Group as it was recognised that no such advice was available. The leaflet is currently undergoing the Police Scotland Equality and Human Rights Impact Assessment process and it's hoped that on completion it can be made available to all four J Division local authority areas.</p> <p data-bbox="375 1415 1489 1583">Midlothian Police continue to make good use of social media to share important counter terrorism messages in line with national campaigns. At the start of the summer Run, Hide, Tell International Campaign was run to target holiday makers with vital safety information. The four minute film highlights what to do in the unlikely event of a terror attack. You can find the campaign video via YouTube here:</p> <p data-bbox="375 1630 1050 1657">https://www.youtube.com/watch?v=kzcldalbYPA&t=3s</p>

Reducing Housebreaking	Executive Summary					
Housebreaking 	Crime Type	Q1 2018/19	Q1 2019/20	Change	TYTD Per 10,000 population	Q1 2019/20 Detection Rate
	Dwelling HB	34	23	-32.3%	2.6	21.7%
	Non Dwelling (Sheds, garages) HB	31	31	--	3.5	6.5%
	Other (Business) HB	28	18	-35%	2.03	22.2%
	All HB	93	72	-22.5%	8.13	15.3%
	<p>*All Crime Types include attempts</p> <p>Tackling the Housebreaking element of Dishonesty / Acquisitive Crime, and as such working to Protect People by reducing the impact (both financial and personal) that it has on our communities' remains a priority for the Lothians & Scottish Borders (J) Division and Midlothian. Given the wide range of 'acquisitive crimes' this priority is covered in 2 sections within this report;</p> <p>Housebreaking (which is covered in this section) Dishonesty (which is covered on page 12)</p> <p>During the Q1 2019/2020 Housebreaking (including attempts) crimes decreased by 22.5% when compared to last year's reporting period. This equates to 21 fewer victims. (This overall figure incorporates all housebreaking crimes).</p> <p>Further breakdown of the data provided in the table above yields the following;</p> <ul style="list-style-type: none"> There were 11 fewer reports of dwelling Housebreaking in Midlothian for the comparable period last year, a fall of 32.3%. Additionally there were 10 fewer business housebreakings. 18 of the 72 crimes recorded in Q1 were attempted housebreakings. Detection rate for Housebreakings to Dwellings is 21.7% (a decrease of 6.9% on Q1 last year). However for Week 19 it is now 26.3%. The detection rate for Housebreaking, encompassing dwelling, non-dwelling and business, is 15.3%. After concerted effort and additional work undertaken, the detection rate for Week 19 it is now 22.1%. <p>J Division continues to work with other Police Scotland Divisions to tackle an organised group of criminals who predominantly target high-value vehicles, which are then often used in the commission of other crime. We are committed to working with neighbouring territorial policing divisions and specialist resources to share and target our resources to maximum effect.</p>					

	<p>The Area Commanders continued priority on tackling violence and antisocial behaviour has necessitated a refocusing and tasking of the local community officers. This is in order to concentrate on a continued and sustainable emphasis on violence and crime reduction.</p>
--	---

	<p>Trained Crime Prevention officers review areas where there are crime spates or repeat crimes making proactive approaches to residential and business premises providing crime prevention advice and reviews in security.</p>
--	---

MCAT Vision

Impact positively on life quality within the communities of Midlothian by reducing all types of antisocial behaviour through prevention, disruption and enforcement.

Q1 Activities

- 1. High Visibility Patrolling:** *the provision of community support and reassurance by undertaking high visibility vehicle, foot and cycle patrols focusing on identified antisocial behaviour issues.*

MCAT officers have carried out a wide range of patrols. This has included to target areas with existing or emerging issues, and sees them carried out in vehicles, on foot and on quad bikes. In excess of 600 hours of patrols are carried out each month, taking advantage of the lighter evenings but also responding to local needs.

- 2. Recidivist Offenders:** *intelligence led focus on individuals known to engage in antisocial behaviour, drugs use/supply and persistent alcohol abuse, with specific attention being given to persons subject to ASBOs and judicial bails (including curfews).*

All opportunities are taken to challenge recidivist offenders, often historically responsible for a large number of offences.

Bail curfew checks have steadily increased and we have seen more of these curfews being set by the courts. In the first quarter there has been a 96% compliance rate, demonstrating how effective these can be at curtailing certain types of offending.

Bail Curfew Check COMPLIANT	341
Bail Curfew Check FAILED	14
Arrest on warrant	42
Search Person MDA Positive	51
Search Person MDA Negative	28
Search Property MDA Positive	5
Search Property MDA Negative	2
Search Weapons Positive	3
Search Weapons Negative	4
Search Stolen Property Positive	2
Search Stolen Property Negative	2
Search Weapons Positive	3
Search Weapons Negative	4
Search Stolen Property Positive	2
Search Stolen Property Negative	2

- 3. Youth Engagement:** *actively engage with youths and foster a positive image of the police and their local communities. Act as primary first responders to youth calls, disrupt antisocial behaviour and enforce appropriate legislation firmly but fairly. Maximise alcohol seizures. Engage with partners and CBO colleagues to identify appropriate support and diversionary activities.*

Youth Calls Attended	126
Alcohol Seizures	60
Children At Risk VPDs Submitted	22

4. **Licensed Premises:** *monitor licensed premises activity and act as first responders to antisocial behaviour related incidents whenever possible.*

LP Visit Public House	14
LP Visit Off Sales	5

5. **Support Partners & Colleagues:** *engage with community partners to work together towards the vision and promote joint patrolling. Support divisional colleagues by acting as first responders to antisocial behaviour related incidents that are occurring in real time whenever possible. Instigate and contribute to operations and initiatives linked to the core vision.*

Joint Activity NHS/SAS	9
Joint Activity Local Council	4
Joint Activity SFRS	9
Joint Activity Public Event	10

6. **Road Safety:** tackle antisocial vehicle use, giving specific attention to inconsiderate vehicle use on the Midlothian road network and the illegal use of off-road motorcycles. Maximise the appropriate use of ASBO warnings and vehicle seizures.

A number of road checks have been carried out, normally targeting speeding hotspots.

MCAT officers have also dealt with a mixture of incidents such as drivers with no insurance or driving licence, disqualified driving and being unfit through consumption of alcohol.

All opportunities are taken to breathalyse drivers, where there are legal grounds, and MCAT officers also contributed to the broader Police Scotland summer drink drive campaign.

Static Road Checks	16
Fixed Penalty Tickets (RTA only)	3
Section 165 Seizures	3
Breath Tests Negative (pass)	55
Breath Tests Positive (fail)	4
ASBO Warnings	1
ASBO Seizures	0

Q2 and Planned Activity

There is a focused summer long campaign to deal with antisocial behaviour by young people. This will look at all types of behaviour.

Further plans will be developed through the next quarter according to local needs and requirements.