

# Scrutiny Report April 2016 - December 2016

## Midlothian



*The data provided in this report is for information purposes to allow Partnership Members to conduct their scrutiny responsibilities. There may be minor amendments between the information in this report and the final statistics – for example: due to delayed reporting or recording of crimes, road crashes or incidents. It would not therefore be accurate or appropriate to refer to, quote or use the data in this report as official statistics and should be treated as management information only.*

*(Figures relate to Midlothian as a whole for the date period 1 April 2016 - 31 December 2016 (YTD) with comparisons made to the previous year 1 April 2015 - 31 December 2015 (LYTD))*

*YTD = Year to Date      LYTD = Last Year to Date*

**Priority 1 – Tackling Substance Misuse**  
**Indicator - Reduce the volume of crime aggravated by alcohol**  
**Target - Reduce from LYTD**

**Current situation**

On target. YTD alcohol aggravated crime accounted for 9.8% of all group 1-7 crime recorded by Police in Midlothian, down from 9.9% LYTD, and compares favourably with the 3 year average figure of 10.9%.

**Reasons**

Compared to the previous year, there were 552 more crimes recorded overall in Midlothian YTD (+12.4%), and an increase in alcohol aggravated crime of 51 crimes (11.6%). YTD there were 5019 group 1-7 crimes recorded in Midlothian, 492 were tagged with the aggravator 'alcohol'. LYTD there were 4467 crimes recorded of which 441 were aggravated by alcohol.

Violence is inextricably linked to alcohol abuse with over a third (38.6%) of alcohol aggravated crime acts of violence. A further 27.6% of alcohol aggravated crime YTD related to threatening and abusive behaviour and breach of the peace. Vandalisms accounted for 6.9% of all alcohol aggravated crime. Hotspots for alcohol related crime YTD were observed in Dalkeith Town Centre and the residential area of Woodburn, also Penicuik and Bonnyrigg Town Centres, and Mayfield. Substance misuse among youth people continues to be a challenge for police with 186 alcohol related youth calls recorded by police across Midlothian YTD, up from 130 LYTD.

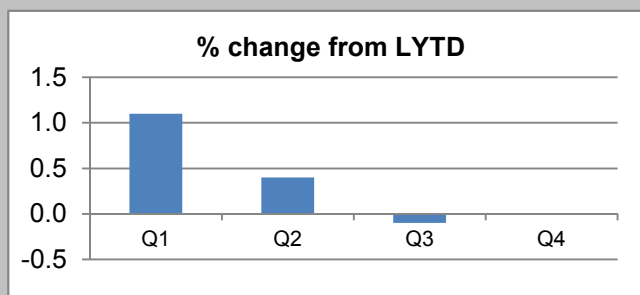
**What are we doing**

A number of actions are being taken by Police and the Community Safety Partnership in tackling alcohol fuelled violent crime:

- Targeting of 'party houses' through the weekly partnership tasking and co-ordination group
- Police visits to problem and monitored licensed premises (currently there are 3 monitored and no problematic)
- Early intervention meetings with licensees and their staff following incidents with Licensed premises
- Revised dispersal detail within Dalkeith and Penicuik Town Centres.
- Local Days of Action continue across the division
- Two Community Beat Officers have been tasked with attending licensed premises to recruit for the Best Bar None awards. Five applications have been received to date
- Monthly proactive joint visits being carried out by Police Licensing Officer and Licensing Standards Officer Midlothian Council.
- Pilot arrest referral project now live in conjunction with Community Justice partners
- Seeking exclusion orders from licensed premises as part of a sentence for alcohol related offences
- Structured plan under Operation Jigsaw in place following the review of violent crime undertaken by National Violence Reduction Unit embedding recommendations of best practice/procedures in an effort to reduce levels of alcohol related violence
- Proactive joint visits by Police Licensing officers and Council Licensing Standards officers

**Indicator - Reduce the volume of crime aggravated by alcohol**

Force YTD	Divis'n YTD	ML YTD	ML LYTD	ML Change
N/A	N/A	9.8%	9.9%	-0.1%



## Priority 1 – Tackling Substance Misuse

**Indicator - Increase the proportion of positive stop searches for drugs**

**Target - Increase from LYTD**

### Current situation

An enhanced version of the National Stop & Search Database commenced on 1 June 2015. The enhanced database brought significant changes in the process of data capture and the methodology for recording data items. No previous year to date figures are provided as it has been previously acknowledged this data is not 100% accurate, therefore comparisons will provide misleading results or invalid conclusions.

### Reasons


YTD there were 203 stop and searches (total including drugs, weapons and stolen property) carried out by police in Midlothian, 65 of which were positive (32.0%).

### What are we doing

- Officers in Midlothian continue to search people on an intelligence led basis.
- All officers have now been trained in the provisions of new stop and search legislation.

**Indicator - Increase the proportion of positive stop searches for drugs**

Force YTD	Divis'n YTD	ML YTD	ML LYTD	ML Change
N/A	N/A	N/A	N/A	N/A



## Priority 2 – Protecting People:

**Indicator - Increase the number of Adult at Risk referrals made to partner agencies**

**Target - Increase from LYTD**

### Current situation

Off target. There were 951 incidents concerning adults at risk and vulnerable adults referred to partnership agencies YTD, down from 1013 LYTD (6.1%).

### Reasons

In total between April and December YTD there were 951 referrals made to partnership agencies YTD, down 62 from LYTD (1013). In April 2016 a new process pilot (Incident Crime Management Unit) initiated in J Division; within the unit are a number of experienced officers trained in the vulnerable persons database and in the justification for when/where the sharing of vulnerable adults is required.

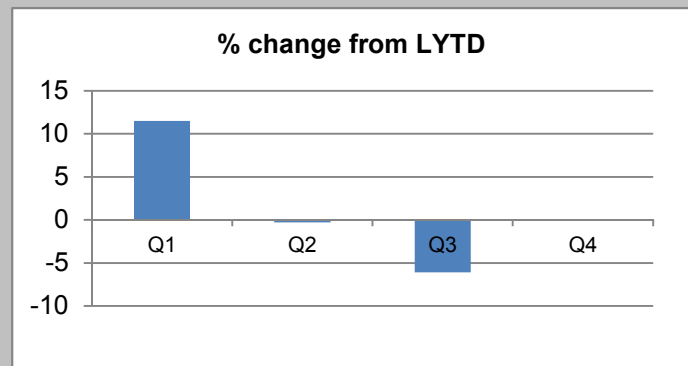
Overall the number of adult concern reports submitted by police decreased by 52 YTD compared to PYTD. Through training there is now improved awareness among police officers of the risk factors involved and necessity for informed consent to share with partnership agencies.

### What are we doing

- Continued awareness-raising among police officers regarding criteria for submission of adult concern referrals.
- Development of Risk and Concern Hub within the division to improve the quality, standard and compliance aspects of adult protection VPDs and identify those most vulnerable in our communities.
- All officers undertaking mental health awareness training

**Indicator - Increase the number of Adult at Risk referrals made to partner agencies**

Force YTD	Divis'n YTD	ML YTD	ML LYTD	ML Change
N/A	N/A	951	1013	-6.10%



## Priority 2 - Protecting People

**Indicator - Ensure 95% of Domestic Abuse initial bail checks are conducted within a prescribed timeframe (24 hours)**  
**Target - 95%**

### Current situation

On target. YTD 100% of domestic abuse initial bail checks were conducted within the prescribed timeframe of 24 hours - above the 95.0% target.

### Reasons

Initial bail checks are vital to ensure that the perpetrator is adhering to bail conditions imposed at the court. It is well known that perpetrators regularly return to victims irrespective of bail conditions, and these checks, which include a physical search of the property, are designed to protect the victim and provide levels of support and reassurance.

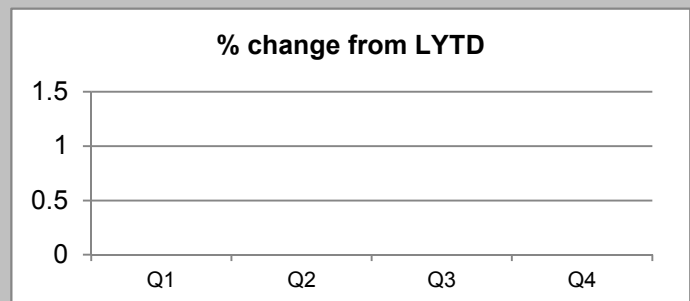
Supervisors and officers are fully aware of the importance of these checks and the disciplined process that is in place between the courts and the police.

### What are we doing

- Pro-active Domestic Abuse bail checks.
- Multi Agency Tasking and Coordination (MATAC): responsible for identifying and targeting High Risk Domestic Offenders

**Indicator - Ensure 95% of Domestic Abuse initial bail checks are conducted within a prescribed timeframe (24 hours)**

Force YTD	Divis'n YTD	ML YTD	ML LYTD	ML Change
N/A	99.4%	100.0%	n/a	n/a



## Priority 2 - Protecting People:

**Indicator - Domestic Abuse crimes and offences – achieve a detection rate of at least 75.0%**  
**Target - 75%**

### Current situation

Off target. Detection rate for domestic abuse crimes and offences YTD is 74%, one percentage point below the target figure of 75.0%.

### Reasons

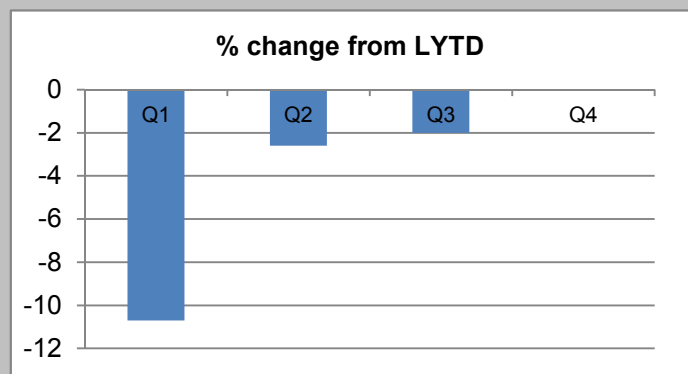
YTD there were 539 crimes and offences of domestic abuse recorded in Midlothian, up from 530 LYTD (9 crimes, +1.7%). On a positive note the number of incidents of domestic abuse reported to police decreased by 63 YTD. The solitary nature of this type of offence makes investigations complex.

### What are we doing

- Pro-active Domestic Abuse bail checks for both offender and victim.
- MATAC: responsible for identifying and targeting high risk domestic offenders
- Multi Agency Risk Assessment Conference (MARAC): responsible for identifying and protecting high risk victims of domestic abuse
- Officers trained in identifying risk assessment through domestic abuse questionnaire
- Direct referral process in place to East and Midlothian Domestic Abuse Service (DAS)
- Domestic Abuse Investigation Unit (DAIU) in place to deal with complex and high tariff cases
- Seasonal national campaigns
- Selected officers undertaking enhanced investigation training into domestic abuse to assist operational officers

**Indicator - Domestic Abuse crimes and offences – achieve a detection rate of at least 75.0%**

Force YTD	Divis'n YTD	ML YTD	ML LYTD	ML Change
N/A	74.4%	74.0%	76.0%	2.0%



**Priority 3 - Reducing Violence :**  
**Indicator - Decrease the number of violent crimes per 10,000 head of population**  
**Target - reduce from LYTD**

**Current situation**

Off target. YTD there were 9.5 violent crimes per 10,000 population, above LYTD figure of 6.9 crimes per 10,000 population.

**Reasons**

83 violent crimes (all group 1) were recorded YTD in Midlothian. This is 38.3% above LYTD when 60 crimes were recorded and 23.9% above the 3-year average of 67 crimes.

There were 4 fewer victims of attempted murder YTD compared to LYTD (3 and 7 respectively). Crimes of serious assault increased from 23 LYTD to 39 YTD, albeit there has been a change in the Scottish Crime Recording Standards regarding what is defined as a serious assault that has played a significant part in this rise. Crimes of assault and robbery increased by 4 crimes YTD compared to the previous year (13 and 17 respectively). Common assaults also increased YTD with 696 assaults recorded up from 640 LYTD (+8.75%).

Detection rate for all group 1 crime is 81.9% YTD, down from 98.3% LYTD.

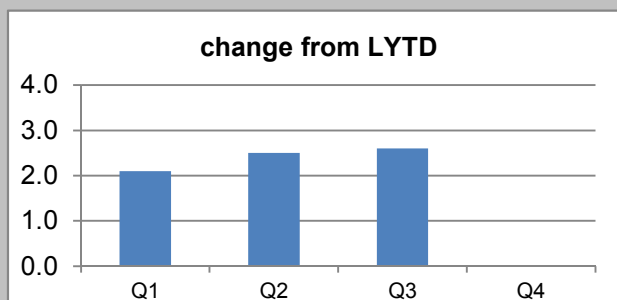
**What are we doing**

A number of actions are being taken by Police and the Community Safety Partnership in tackling violent crime:

- Targeting of 'party houses' through the weekly partnership tasking and co-ordination group
- Visits to problem and monitored licensed premises
- Dispersal detail within Dalkeith and Penicuik Town Centres
- Targeted use of Local Action Days
- Violence and licensing issues were a priority within the Divisional Festive Campaign
- Antisocial behaviour and violent offenders monitoring group - action against high profile and prolific offenders (for example for violent offences committed in the vicinity of the dwelling tenancy warnings or in cases eviction are carried out by the relevant housing association/ council)
- Robust monitoring and enforcement of bail conditions/curfew for known violent offenders
- Active early engagement with violent offenders released from prison
- Prioritising of warrants for violent offenders
- Process established to extend MAPPA to include violent offenders
- Fortnightly analysis of serious assaults/robberies to establish any trend/hot spots
- Review of violent crime was undertaken by National Violence Reduction Unit to examine practice/procedures in an effort to identify best practice and reduce levels of alcohol related violence. Operation Jigsaw now in place to address this.
- One to one work with high tariff young offenders to prevent escalation of offending.
- Youth Community Officers have been trained in the Mentors in Violence Prevention Programme - a project via Education Scotland training older pupils in school to mentor pupils exposed to bullying/harassment and to teach younger pupils about acceptable and unacceptable behaviours.

**Indicator - Decrease the number of violent crimes per 10,000 head of population**

Force YTD	Divis'n YTD	ML YTD	ML LYTD	ML Change
N/A	N/A	9.50	6.90	2.6



### Priority 3 - Reducing Violence

**Indicator - Increase the percentage of positive Stop and Searches for offensive weapons**  
**Target - increase from LYTD**

#### Current situation

An enhanced version of the National Stop & Search Database commenced on 1 June 2015. The enhanced database brought significant changes in the process of data capture and the methodology for recording data items. No previous year to date figures are provided as it has been previously acknowledged this data is not 100% accurate, therefore comparisons will provide misleading results or invalid conclusions.

#### Reasons

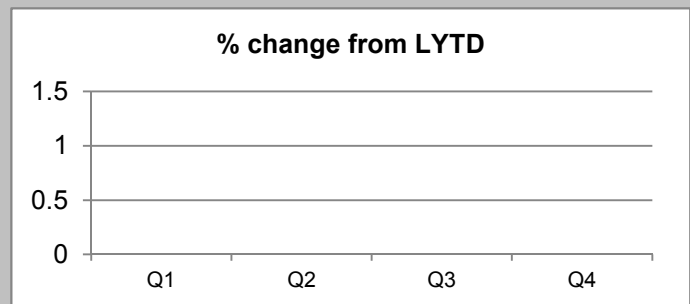
YTD there were 203 stop and searches (total incl drugs, weapons and stolen property) carried out by police in Midlothian, 65 of which were positive (32.0%).

#### What are we doing

- Officers in Midlothian continue to search people on an intelligence led basis.
- All officers have now been trained in the provisions of new stop and search legislation.

**Indicator - Increase the percentage of positive Stop and Searches for offensive weapons**

Force YTD	Divis'n YTD	ML YTD	ML LYTD	ML Change
N/A	N/A	N/A	N/A	N/A





## Priority 4 - Making our Roads Safer

**Indicator - Decrease the number of people killed or seriously injured on Midlothian's roads**

**Target - Decrease from LYTD**

### Current situation

On target. YTD 33 people were killed or seriously injured (KSI) on Midlothian's roads, down 3 from 36 LYTD.

### Reasons

Both the number of KSI collisions and casualties decreased YTD compared with the previous year. YTD there were 25 collisions, 10 fewer than the previous year where there were 35. There were also 21 fewer slight injuries on Midlothian's roads YTD compared to the previous YTD 144 and 165 respectively). On a less positive note the number of fatal injuries increased by 6 YTD compared with the previous year (9 fatalities YTD up from 3 LYTD).

Analysis of all Killed/Seriously Injured accidents continues to be undertaken in an effort to establish causation factors or identify any "hot spot" areas. The A6094 road has raised concerns with local residents due to the number of fatalities, however analysis has not identified anything of significance. This road features highly within the local Road Policing (RP) matrix and RP officers are attending local community council meetings to address any concerns local residents have.

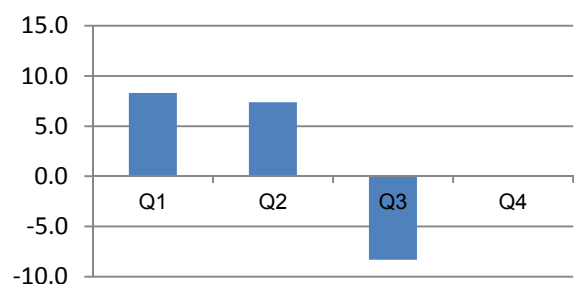
### What are we doing

- Targeted patrol matrix used by Roads Policing which identifies hotspots for serious and fatal collisions.
- Deployment of unmarked Roads Policing vehicles and Police Motorcycles
- Community Beat Officers trained in the use of hand held radar devices are undertaking speed checks on roads identified as problematic in an effort to positively influence driver behaviour and address local Ward related matters. Results of road checks are fed back to community councils.
- Joint work with partners in VOSA (Vehicle and Operator Services Agency) to ensure road worthiness of vehicles/HGV's and that drivers are complying with standards required
- Tomorrow's driver events - aimed at S5/6 year pupils to raise awareness of the dangers on the road are held throughout the year.
- Operation Zenith seasonal operation across Midlothian targeting motorcyclists behaviour on the road
- Divisional Road Safety group established looking at education/enforcement and engineering issues
- Road safety was a divisional priority in this year's Festive campaign

**Indicator - Decrease the number of people killed or seriously injured on Midlothian's roads**

Force YTD	Divis'n YTD	ML YTD	ML LYTD	ML Change
N/A	160	33	36	-8.30%

**% change from LYTD**



## Priority 4 - Making our Roads Safer

**Indicator - Increase the number of people detected for dangerous driving**

**Target - Increase from LYTD**

### Current situation

On target. YTD there were 43 detections for dangerous driving in Midlothian, an increase of 11 (34.4%), from LYTD 32.

### Reasons

Males aged 19-23 years are over represented in dangerous driving offences (42%). Dangerous Driving offences recorded in Midlothian accounted for 25% of all offences in the Lothian and Scottish Borders Division.

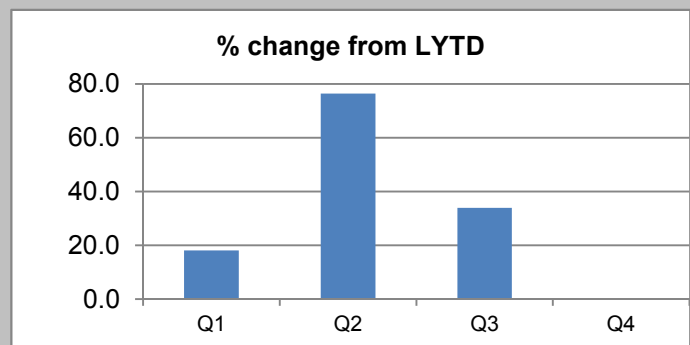
Police Scotland have also been successful in other aspects of road safety and road crime YTD within Midlothian, with increased detections in speeding offences (+250%), driving without insurance (+24%), driving without a seatbelt (+50%) and driving with a mobile phone (+11%).

### What are we doing

- Roads Policing are tasked through the weekly partnership tasking and co-ordination group (TACG) in regards to patrolling antisocial / careless driving hotspots
- Deployment of unmarked Roads Policing vehicles and motorcycles
- Deployment of camera enforcement vehicles in Midlothian. There are currently three sites which form part of their deployment matrix
- Continued road checks involving Roads Policing working with local Community officers and partners
- Four new sites are now in operation for mobile and fixed cameras in identified hotspots. It is anticipated this will have a preventative effect on Road Traffic Casualties.

**Indicator - Increase the number of people detected for dangerous driving**

Force YTD	Divis'n YTD	ML YTD	ML LYTD	ML Change
N/A	172	43	32	34.0%



## Priority 5 - Reducing Antisocial Behaviour

### Indicator - Increase the detection rate for hate crime

Target - increase from LYTD

#### Current situation

Off target. The detection rate for hate crime in Midlothian YTD is 77.4% which is below LYTD 80.4% (-3.0%).

#### Reasons

At the end of December the Midlothian detection rate for hate crime decreased by three percentage points compared to the same period the previous year, however sits above the divisional figure of 70.2%. YTD there were 62 recorded hate crimes/offences in Midlothian, accounting for 20.3% of all crimes/offences recorded in the Lothian and Scottish Borders division.

Racially aggravated hate crime continues to be a challenge in Midlothian with offences taking place between neighbours, at point of sale, and against police officers during arrest. Attitudinal issues across Midlothian continue to play a part in hate crime and education is key to changing such attitudes and behaviours.

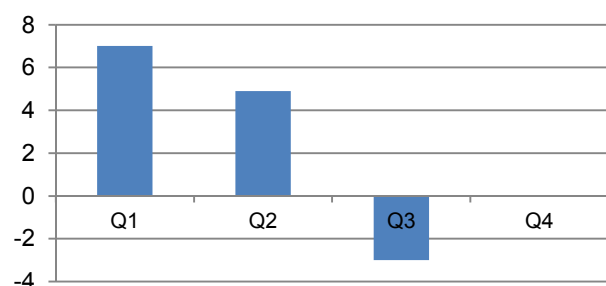
#### What are we doing

- Working with partners to consider tenancy matters for convicted offenders.
- Educational inputs at local schools
- A thorough and robust investigation process is in place in regards to hate crime offences
- Strong links with identified vulnerable premises
- Community Planning Partners signed a pledge in October to tackle Hate Crime as part of the Hate Crime awareness week
- Analysis was carried out in December 2016 to identify repeat hate crime offenders, a report has now been compiled and a partnership meeting set to take place with a view to multiagency intervention with recidivist hate crime offenders.

### Indicator - Increase the detection rate for hate crime

Force YTD	Divis'n YTD	ML YTD	ML LYTD	ML Change
N/A	70.2%	77.4%	80.4%	-3.0%

% change from LYTD



## Priority 5 - Reducing Antisocial Behaviour

**Indicator - Reduce the number of incidents of Antisocial Behaviour reported by members of the public**  
**Target - reduce from LYTD**

### Current situation

Off target. The number of complaints of antisocial behaviour (ASB) increased by 234 incidents YTD compared to LYTD.

### Reasons

Between April and December 4983 incidents of ASB were reported to police by members of the public. This is an increase of 4.9% (234) from LYTD when 4749 incidents were reported. ASB calls reported in Midlothian accounted for 23.8% of all ASB calls across the Lothian and Scottish Borders division YTD, which is a reduction compared to the previous reporting period (April - September 29%).

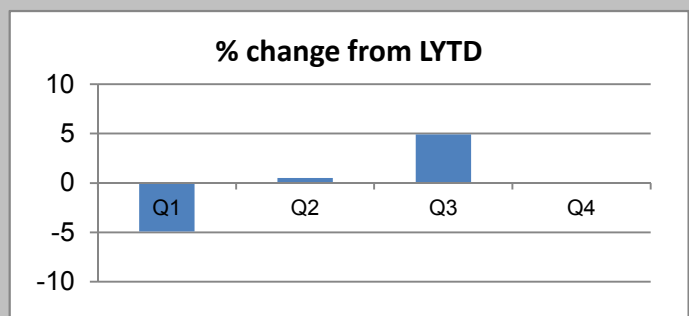
A high proportion of ASB occurs on Friday and Saturday evenings in town centres aggravated by alcohol misuse. A continuing challenge for police is youth related antisocial behaviour in the Woodburn/Dalkeith and Bonnyrigg areas. Both areas have Problem Solving Partnership Groups who meet regularly to tackle youth disorder in this area. A further challenge for police is substance misuse among young people and the detrimental effect it has on behaviour and impact on future offending.

### What are we doing

- Weekly partnership tasking and coordination group - actions taken around repeat ASB loci and offenders
- Increased use of the Midlothian Council Mediation Service
- Antisocial Behaviour and Violent Offenders Monitoring Group (ASBVO) - a number of actions taken each meeting against high tariff ASB offenders
- ASB occurring in private and housing association tenancies are passed to the housing agency involved to ensure enforcement action is taken
- Woodburn and Bonnyrigg Problem Solving Partnerships on going and short life working group arranged to tackle ASB in Danderhall area.
- Working in partnership with youth offending and the Children's Reporter regarding a more robust use of supervision orders for youths regularly offending in the community
- Continued use of diversionary activities for young people
- Community Beat Officers/Housing officers joint visits to identified problematic premises
- Partnership work with local residential units to reduce levels of ASB from residents
- Movement and Restriction Order obtained for four recidivist young offenders resident in Midlothian.

**Indicator - Reduce the number of incidents of Antisocial Behaviour reported by members of the public**

Force YTD	Divis'n YTD	ML YTD	ML LYTD	ML Change
N/A	20925	4983	4749	4.9%



## Priority 6 - Tackling Serious and Organised Crime

**Indicator - Increase the number of detections for drugs supply, drugs production and drugs cultivation**  
**Target - increase from LYTD**

### Current situation

Off target. YTD police in Midlothian detected 53 offences for drugs supply, production and cultivation, which is 7 detections fewer than LYTD (-11.7%).

### Reasons

Police in Midlothian detected 53 offences for drugs supply, production and cultivation YTD. 41 offences were for drugs supply and 12 offences for drug production/cultivation. Compared to LYTD police detected one more offence for drugs supply (41 compared to 40 LYTD) and 8 fewer offences for cultivation/production.

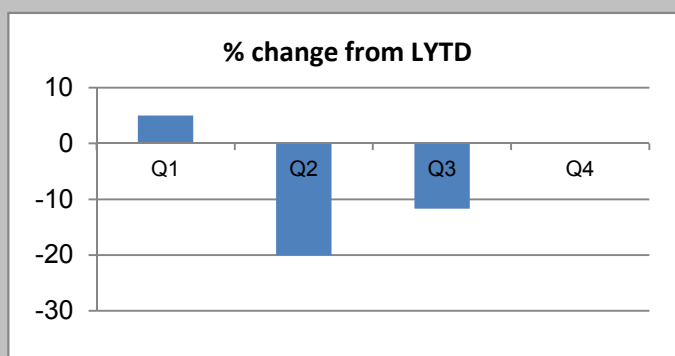
There is currently one SOCG group based in Midlothian. This network is assessed as posing a risk to the community through their involvement in dishonesty crime. Police are actively targeting the group under Operation Bistra and a number of arrests have been made.

### What are we doing

- Information sharing protocol is now in place to carry out Landlord Registration checks in order to identify potential money laundering
- Operation Sandrone now in place to actively pursue any intelligence relating to drug supply/misuse by children and young people
- Joint Police and Trading Standards work continues in relation to New Psychoactive Substances in our area
- Operation Borah targeting suspected cannabis cultivations
- Midlothian Council Integrity group now have an action plan and joint work well underway.
- A local day of action is planned for early 2017 to tackle drugs misuse in Midlothian.
- Three local secondary schools looking to introduce Fearless (junior Crimestoppers) into their schools in an effort to harness intelligence of drug dealing amongst our younger members of the community.

**Indicator - Increase the number of detections for drugs supply, drugs production and drugs cultivation**

Force YTD	Divis'n YTD	ML YTD	ML LYTD	ML Change
N/A	261	53	60	-11.7%



## Priority 6 - Tackling Serious and Organised Crime

**Indicator - Increase the amount of cash and NET assets seized from criminals using the Proceeds of Crime Act**

**Target - increase from LYTD**

### Current situation

On target. YTD police seized £176,670.46 in cash and NET assets from criminals using the Proceeds of Crime Act. This is an increase from LYTD (£21,984.87).

### Reasons

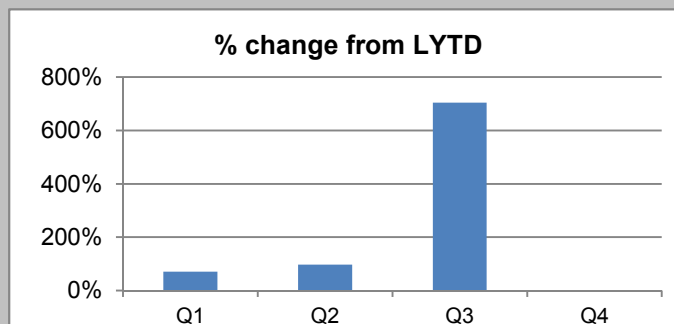
Between April and December YTD there were five cash seizures within the Midlothian area, totalling £10,467.39, and four NET assets seized totalling £166,203.07. LYTD there were two cash seizures and two NET assets seized. The value of cash seizures and NET assets seized LYTD was £21,984.87 (5 seizures). Cash and NET seizures made in Midlothian accounted for a third (33.6%) of all cash and NET seizures across the Division YTD.

### What are we doing

- Police Scotland continue efforts to identify and assess the scale and impact of serious organised crime, and to manage the threat posed by those SOCGs involved in Midlothian.
- Information sharing protocol is now in place to carry out Landlord Registration checks in order to identify potential money laundering
- Joint plan in place with Midlothian Council to tackle SOCG
- Financial Investigator allocated to Lothian and Scottish Borders Division to assist in financial investigations

**Indicator - Increase the amount of cash and NET assets seized from criminals using the Proceeds of Crime Act**

Force YTD	Divis'n YTD	ML YTD	ML LYTD	ML Change
N/A	£525,690	£176,670	£21,985	704.0%



## Priority 7 – Reducing Housebreaking

**Indicator -Reduce the number of thefts by housebreaking at domestic properties**

**Target - reduce from LYTD**

### Current situation

Off target. Police recorded 124 domestic housebreakings (incl attempts) YTD, up from 112 LYTD.

### Reasons

Housebreaking to domestic properties continues to be a challenge for Police in Midlothian with 124 recorded break-ins YTD, up 10.7% from LYTD total of 112 crimes. The 3-year average for 2013/14 - 2015/16 was 94.

On a positive note, the percentage of successful housebreakings (in that the offender overcame security and accessed the property), decreased YTD compared to the PYTD, from 75.9% in 2015/16 to 71.0% in 2016/17. In a higher percentage of housebreakings the offender failed to overcome security (29.0% YTD were attempts compared to 24.1% LYTD). This is likely in part due to increased crime prevention messages through local social media and road shows.

A recidivist group of young males continue to commit high numbers of housebreakings throughout the Midlothian area and dedicated police resources are being directed to this SOCG under the banner Operation Bistra.

### What are we doing

- Police continue to gather intelligence and deploy resources to housebreakings under Operation Greenbay and Operation Bistra. A team of officers are dedicated to Operation Bistra preventing and detecting housebreaking across Midlothian. A number of tactics are being used (including movement restriction orders for known young offenders), proactive bail/curfew checks on offenders, and a number of arrests have been made including three young males charged with multiple crimes of dishonesty including housebreakings to homes and sheds/garages.

- Midlothian Community Safety Partnership and Police Scotland are raising awareness of crime prevention by informing local residents about the best ways to help eradicate the ongoing threat of housebreakings – under the banner Lock Down Crime in Midlothian which was formally launched in November. A number of road show events have taken place and home security kits (containing a property marking DNA kit and shed alarm) are available to purchase from Police Scotland at the road shows.

Other tactics include:

- General crime prevention advice is given by recording officers at victims of domestic housebreakings. More detailed crime prevention surveys are offered to victims of domestic housebreaking who appear vulnerable or who are repeat victims.

- Increase in the use of social media by Community Policing Sgts in promotion of home security and personal safety advice

- Consideration for action taken at the ASBVO where stolen property is detected in Council or social housing tenancies where tenant was convicted of housebreaking in the vicinity of their tenancy

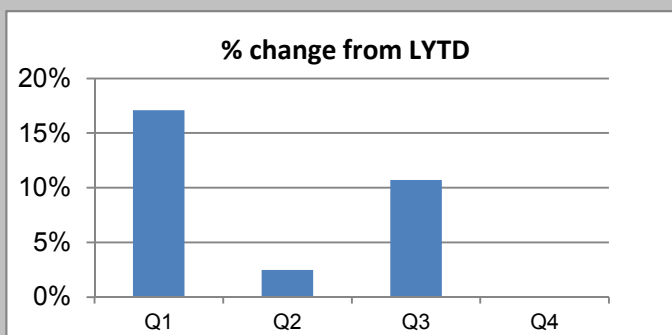
- Housing officers have been educated around the reporting of intelligence to Police (e.g. gardening tools stored within a flat without a garden)

- Deployment of plain clothed officers in problematic areas

- Introduction of a crime car, joint initiative between local and road policing officers with a key priority of disrupting and detecting housebreaking.

**Indicator - Reduce the number of thefts by housebreaking at domestic properties**

Force YTD	Divis'n YTD	ML YTD	ML LYTD	ML Change
N/A	428	124	112	10.7%



## Priority 7 – Reducing Housebreaking

**Indicator -Increase our detection rate for crimes of housebreaking at domestic properties**

**Target - Increase from LYTD**

### Current situation

Off target. The detection rate for crimes of domestic housebreaking YTD is 38.7%, below LYTD total of 46.4%.

### Reasons

Despite high levels of housebreaking police continue to make arrests with well over one third of domestic housebreakings detected YTD. Despite a reduction compared to LYTD (46.4%) the detection rate is above the three-year average of 35.9%. The Midlothian detection rate is also above the average for Lothian and Scottish Borders Division (34.3%, 428 recorded, 147 detected).

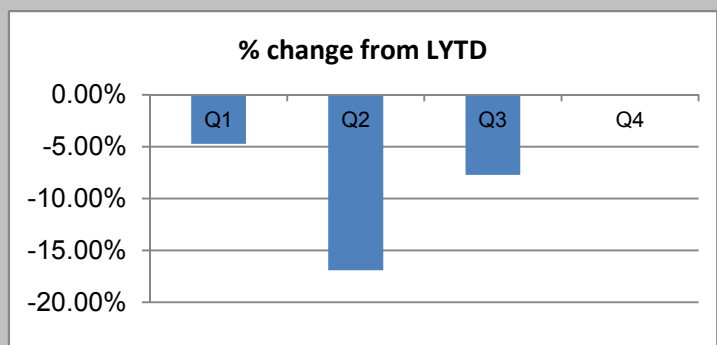
YTD 42 individuals have been charged with a domestic housebreaking offence committed in Midlothian with details passed by police to Midlothian Council Community Safety Team for follow up enforcement action.

### What are we doing

- Operation Bistra – Police operation targeting non-dwelling housebreakings and the theft of pedal cycles and gardening equipment across Midlothian
- Introduction of a crime car as per above
- Joint work with our Search and Recovery Teams (SART) with regards to tracing stolen property
- Joint work with officers from Edinburgh targeting known housebreakers across both authority areas (Operation Greenbay)
- All dwelling housebreakings investigated by our Community Investigation Unit (specialist officers)

**Indicator -Increase our detection rate for crimes of housebreaking at domestic properties**

Force YTD	Divis'n YTD	ML YTD	ML LYTD	ML Change
N/A	34.3%	38.7%	46.4%	-7.7%





### Public Confidence - Number of complaints against the Police:

In September 2014 the Professional Standards Department introduced a change in process for streamlining the handling, investigation and response to all complaints about the police. As a result, year on year comparisons are not possible.

Number of complaints - Midlothian	82
Number of complaints - J Division	402

Number of Complaints per 10,000 Police Incidents	34.3
Number of Complaints per 10,000 Police Incidents	37.4

	Midlothian	J Division
Total allegations recorded	117	545